



Interclub Figure Skating Competition
Tallinn Trophy 2023



Tallinn / EST

November 24 - 26, 2023

JUDGES DETAILS PER SKATER
CHICKS B 2016 GIRLS FREE SKATING

Rank	Name	Nation	Starting Number	Total Segment Score	Total Element Score	Total Program Component Score (factored)						Total Deductions			
1	Maija LAPUSKINA	EST	2	22.57	10.32	12.25						0.00			
#	Executed Elements	Info	Base Value	GOE	J1	J2	J3	J4	J5	J6	J7	J8	J9	Ref.	Scores of Panel
1	1Lz+1Lo		1.10	0.06	2	0	1								1.16
2	1F		0.50	0.03	1	0	1								0.53
3	CCoSp2		2.50	-0.42	-1	-2	-2								2.08
4	1F	x	0.50	0.03	1	0	1								0.53
5	SSp2		1.60	0.11	2	-1	1								1.71
6	ChSq1		3.00	0.17	1	0	0								3.17
7	1Lz+1Lo	x	1.10	0.04	0	1	1								1.14
			10.30												10.32
Program Components			Factor												
Composition			1.67	2.25	2.25	2.50							2.33		
Presentation			1.67	2.50	2.25	2.75							2.50		
Skating Skills			1.67	2.50	2.25	2.75							2.50		
Judges Total Program Component Score (factored)														12.25	
Deductions:													0.00		


Rank	Name	Nation	Starting Number	Total Segment Score	Total Element Score	Total Program Component Score (factored)						Total Deductions			
2	Annabel KRAAV	EST	11	20.94	9.12	11.82						0.00			
#	Executed Elements	Info	Base Value	GOE	J1	J2	J3	J4	J5	J6	J7	J8	J9	Ref.	Scores of Panel
1	1Lz		0.60	0.04	1	0	1								0.64
2	1F+1Lo		1.00	0.03	1	0	1								1.03
3	SSp2		1.60	0.11	2	-1	1								1.71
4	1F+1Lo	x	1.00	0.03	1	0	1								1.03
5	ChSq1		3.00	0.00	0	0	0								3.00
6	1Lz	x	0.60	0.00	0	0	0								0.60
7	CCoSpBV		1.28	-0.17	-1	-1	-2								1.11
			9.08												9.12
Program Components			Factor												
Composition			1.67	2.50	2.00	2.50							2.33		
Presentation			1.67	2.50	1.75	2.75							2.33		
Skating Skills			1.67	2.50	2.00	2.75							2.42		
Judges Total Program Component Score (factored)														11.82	
Deductions:													0.00		

Rank	Name	Nation	Starting Number	Total Segment Score	Total Element Score	Total Program Component Score (factored)						Total Deductions			
3	Marta KANANOVICHA	LAT	3	20.91	9.35	11.56						0.00			
#	Executed Elements	Info	Base Value	GOE	J1	J2	J3	J4	J5	J6	J7	J8	J9	Ref.	Scores of Panel
1	1Lz		0.60	-0.06	-1	-2	0								0.54
2	CoSpB		1.50	0.05	0	0	1								1.55
3	1Lz		0.60	-0.06	-1	-2	0								0.54
4	1F+1Lo		1.00	-0.03	0	-2	0								0.97
5	CCoSpB		1.70	-0.23	-1	-2	-1								1.47
6	ChSq1		3.00	0.33	0	1	1								3.33
7	1F+1Lo	x	1.00	-0.05	0	-3	0								0.95
			9.40												9.35
Program Components			Factor												
Composition			1.67	2.25	2.50	2.50							2.42		
Presentation			1.67	2.25	2.50	2.75							2.50		
Skating Skills			1.67	2.00	1.75	2.25							2.00		
Judges Total Program Component Score (factored)														11.56	
Deductions:													0.00		





Interclub Figure Skating Competition
Tallinn Trophy 2023



Tallinn / EST

November 24 - 26, 2023


JUDGES DETAILS PER SKATER
CHICKS B 2016 GIRLS FREE SKATING

Rank	Name	Nation	Starting Number	Total Segment Score	Total Element Score	Total Program Component Score (factored)						Total Deductions			
4	Izabella LEVDANSKA	LAT	8	20.63	8.94	11.69						0.00			
#	Executed Elements	Info	Base Value	GOE	J1	J2	J3	J4	J5	J6	J7	J8	J9	Ref.	Scores of Panel
1	1F+1Lo		1.00	0.00	0	0	0								1.00
2	1Lz		0.60	0.00	0	0	0								0.60
3	CCoSpB		1.70	-0.23	-2	-1	-1								1.47
4	1F+1Lo	x	1.00	0.00	0	0	0								1.00
5	ChSq1		3.00	-0.33	-2	0	0								2.67
6	CSSpB		1.60	0.00	0	0	0								1.60
7	1Lz	x	0.60	0.00	0	0	0								0.60
			9.50												8.94
Program Components			Factor												
Composition			1.67	2.25	2.25	2.75						2.42			
Presentation			1.67	2.50	2.50	2.75						2.58			
Skating Skills			1.67	2.00	1.75	2.25						2.00			
Judges Total Program Component Score (factored)												11.69			
Deductions:												0.00			


Rank	Name	Nation	Starting Number	Total Segment Score	Total Element Score	Total Program Component Score (factored)						Total Deductions			
5	Adelia PLATATSI	EST	10	20.26	8.99	11.27						0.00			
#	Executed Elements	Info	Base Value	GOE	J1	J2	J3	J4	J5	J6	J7	J8	J9	Ref.	Scores of Panel
1	1F		0.50	0.02	1	0	0								0.52
2	1Lz		0.60	0.02	0	0	1								0.62
3	SSp2		1.60	0.16	1	1	1								1.76
4	1F+1Lo	x	1.00	-0.03	-1	-1	0								0.97
5	ChSq1		3.00	0.17	1	0	0								3.17
6	1Lz+1Lo	x	1.10	0.02	0	0	1								1.12
7	USpB		1.00	-0.17	-2	-2	-1								0.83
			8.80												8.99
Program Components			Factor												
Composition			1.67	2.00	2.25	2.50						2.25			
Presentation			1.67	2.25	2.25	2.50						2.33			
Skating Skills			1.67	2.00	2.00	2.50						2.17			
Judges Total Program Component Score (factored)												11.27			
Deductions:												0.00			

Rank	Name	Nation	Starting Number	Total Segment Score	Total Element Score	Total Program Component Score (factored)						Total Deductions			
6	Arianna BARSHAI	EST	5	19.22	8.09	11.13						0.00			
#	Executed Elements	Info	Base Value	GOE	J1	J2	J3	J4	J5	J6	J7	J8	J9	Ref.	Scores of Panel
1	1Lz		0.60	0.00	0	0	0								0.60
2	1F+1Lo		1.00	0.00	0	0	0								1.00
3	CCoSpBV		1.28	-0.17	-2	0	-2								1.11
4	1Lz	x	0.60	0.00	0	0	0								0.60
5	ChSq1		3.00	-0.50	-1	-1	-1								2.50
6	SSp1		1.30	0.13	1	1	1								1.43
7	1F+1Lo	x	1.00	-0.15	-3	-3	-3								0.85
			8.78												8.09
Program Components			Factor												
Composition			1.67	2.25	2.25	2.50						2.33			
Presentation			1.67	2.00	2.00	2.50						2.17			
Skating Skills			1.67	2.00	2.00	2.50						2.17			
Judges Total Program Component Score (factored)												11.13			
Deductions:												0.00			





Interclub Figure Skating Competition
Tallinn Trophy 2023



Tallinn / EST

November 24 - 26, 2023



JUDGES DETAILS PER SKATER
CHICKS B 2016 GIRLS FREE SKATING

Rank	Name	Nation	Starting Number	Total Segment Score	Total Element Score	Total Program Component Score (factored)						Total Deductions			
7	Marta SOLNTSEVA	EST	7	18.61	7.19	11.42						0.00			
#	Executed Elements	Info	Base Value	GOE	J1	J2	J3	J4	J5	J6	J7	J8	J9	Ref.	Scores of Panel
1	1Lz		0.60	0.04	1	1	0								0.64
2	1F+1Lo		1.00	0.02	1	0	0								1.02
3	SSp1		1.30	-0.39	-3	-4	-2								0.91
4	1F+1Lo		1.00	x 0.02	1	0	0								1.02
5	1Lz		0.60	x 0.00	0	0	0								0.60
6	ChSq1		3.00	0.00	0	0	0								3.00
7	CCoSp		0.00	0.00	-	-	-								0.00
			7.50												7.19
Program Components			Factor												
Composition			1.67	2.25	2.00	2.50							2.25		
Presentation			1.67	2.50	2.25	2.50							2.42		
Skating Skills			1.67	2.25	2.00	2.25							2.17		
Judges Total Program Component Score (factored)														11.42	
Deductions:													0.00		

Rank	Name	Nation	Starting Number	Total Segment Score	Total Element Score	Total Program Component Score (factored)						Total Deductions			
8	Heliisa KÖRM	EST	1	18.01	7.99	10.02						0.00			
#	Executed Elements	Info	Base Value	GOE	J1	J2	J3	J4	J5	J6	J7	J8	J9	Ref.	Scores of Panel
1	1F+1Lo		1.00	-0.03	0	-2	0								0.97
2	1Lz+1Lo		1.10	-0.08	-2	-2	0								1.02
3	ChSq1		3.00	-0.17	-1	0	0								2.83
4	1Lz		0.60	x -0.06	0	-2	-1								0.54
5	SSpB		1.10	-0.04	0	-1	0								1.06
6	1F		0.50	x 0.00	0	0	0								0.50
7	USpB		1.00	0.07	1	0	1								1.07
			8.30												7.99
Program Components			Factor												
Composition			1.67	2.25	1.50	2.25							2.00		
Presentation			1.67	2.25	1.50	2.50							2.08		
Skating Skills			1.67	2.00	1.50	2.25							1.92		
Judges Total Program Component Score (factored)														10.02	
Deductions:													0.00		

Rank	Name	Nation	Starting Number	Total Segment Score	Total Element Score	Total Program Component Score (factored)						Total Deductions			
9	Anastasia KOTLJAROVA	EST	9	17.90	7.73	10.17						0.00			
#	Executed Elements	Info	Base Value	GOE	J1	J2	J3	J4	J5	J6	J7	J8	J9	Ref.	Scores of Panel
1	1F+1Lo		1.00	0.00	0	0	0								1.00
2	1Lz		0.60	-0.02	0	0	-1								0.58
3	SSpB		1.10	-0.11	0	-2	-1								0.99
4	1F+1Lo		1.00	x -0.02	-1	0	0								0.98
5	ChSq1		3.00	-0.33	0	-1	-1								2.67
6	1Lz		0.60	x -0.02	-1	0	0								0.58
7	USpB		1.00	-0.07	0	-1	-1								0.93
			8.30												7.73
Program Components			Factor												
Composition			1.67	2.00	1.75	2.25							2.00		
Presentation			1.67	2.25	1.75	2.50							2.17		
Skating Skills			1.67	1.75	1.75	2.25							1.92		
Judges Total Program Component Score (factored)														10.17	
Deductions:													0.00		





JUDGES DETAILS PER SKATER
CHICKS B 2016 GIRLS FREE SKATING

Rank	Name	Nation	Starting Number	Total Segment Score	Total Element Score	Total Program Component Score (factored)						Total Deductions			
10	Myrell KARNÖ	EST	4	17.59	7.03	10.56						0.00			
#	Executed Elements	Info	Base Value	GOE	J1	J2	J3	J4	J5	J6	J7	J8	J9	Ref.	Scores of Panel
1	USpB		1.00	0.03	1	0	0								1.03
2	1Lz+1Lo		1.10	0.00	0	0	0								1.10
3	1F+1Lo		1.00	-0.02	0	-1	0								0.98
4	ChSq1		3.00	0.00	0	0	0								3.00
5	1F		0.50	x 0.02	0	0	1								0.52
6	SSp		0.00	0.00	-	-	-								0.00
7	1Lz		0.60	x -0.20	-3	-4	-3								0.40
			7.20												7.03
Program Components				Factor											
Composition				1.67	2.00	2.25	2.25					2.17			
Presentation				1.67	2.00	2.00	2.25					2.08			
Skating Skills				1.67	2.00	2.00	2.25					2.08			
Judges Total Program Component Score (factored)												10.56			
Deductions:												0.00			

Rank	Name	Nation	Starting Number	Total Segment Score	Total Element Score	Total Program Component Score (factored)						Total Deductions			
11	Alisia GONTSHAROVA	EST	6	16.73	6.66	10.57						-0.50			
#	Executed Elements	Info	Base Value	GOE	J1	J2	J3	J4	J5	J6	J7	J8	J9	Ref.	Scores of Panel
1	1F+1Lo	F	1.00	-0.25	-5	-5	-5								0.75
2	1F		0.50	0.00	0	0	0								0.50
3	1Lz+1Lo		1.10	-0.02	0	-1	0								1.08
4	CCoSp		0.00	0.00	-	-	-								0.00
5	1Lz		0.60	x -0.02	0	-1	0								0.58
6	SSpB		1.10	-0.18	-2	-2	-1								0.92
7	ChSq1		3.00	-0.17	0	0	-1								2.83
			7.30												6.66
Program Components				Factor											
Composition				1.67	2.00	1.75	2.25					2.00			
Presentation				1.67	2.25	2.00	2.50					2.25			
Skating Skills				1.67	2.25	1.75	2.25					2.08			
Judges Total Program Component Score (factored)												10.57			
Deductions: Falls												-0.50 (1)			

Legend:							
#	Sequence number	GOE	Grade of Execution	Jx	Judges (x=1-9)	Ref.	Referee
x	Credit for highlight distribution, base value multiplied by 1.1			F	Fall		

