



Interclub Figure Skating Competition
Tallinn Trophy 2023



Tallinn / EST

November 24 - 26, 2023

JUDGES DETAILS PER SKATER
CHICKS C GIRLS FREE SKATING

Rank	Name	Nation	Starting Number	Total Segment Score	Total Element Score	Total Program Component Score (factored)						Total Deductions			
1	Agata GORNOSTAJEVA	EST	11	18.44	7.92	10.52						0.00			
#	Executed Elements	Info	Base Value	GOE	J1	J2	J3	J4	J5	J6	J7	J8	J9	Ref.	Scores of Panel
1	1S+1Lo		0.90	0.00	0	0	0								0.90
2	1T		0.40	0.00	0	0	0								0.40
3	USpB		1.00	-0.20	-2	-2	-2								0.80
4	1T		0.40	x 0.00	0	0	0								0.40
5	1S+1Lo		0.90	x 0.02	1	0	0								0.92
6	ChSq1		3.00	0.33	1	1	0								3.33
7	SSpB		1.10	0.07	1	1	0								1.17
			7.70												7.92
Program Components				Factor											
Composition				1.50	2.25	2.50	2.50							2.42	
Presentation				1.50	2.25	2.50	2.50							2.42	
Skating Skills				1.50	2.00	2.25	2.25							2.17	
Judges Total Program Component Score (factored)												10.52			
Deductions:												0.00			


Rank	Name	Nation	Starting Number	Total Segment Score	Total Element Score	Total Program Component Score (factored)						Total Deductions			
2	Alika Daria JAGOLNIK	EST	3	18.21	8.33	9.88						0.00			
#	Executed Elements	Info	Base Value	GOE	J1	J2	J3	J4	J5	J6	J7	J8	J9	Ref.	Scores of Panel
1	1Lo		0.50	0.03	1	0	1								0.53
2	1S+1T		0.80	0.00	0	0	0								0.80
3	CSpB		1.10	0.11	1	1	1								1.21
4	ChSq1		3.00	0.33	1	1	0								3.33
5	1S+1T		0.80	x -0.01	0	0	-1								0.79
6	1Lo		0.50	x 0.03	0	1	1								0.53
7	SSpB		1.10	0.04	1	0	0								1.14
			7.80												8.33
Program Components				Factor											
Composition				1.50	2.25	2.50	2.00							2.25	
Presentation				1.50	2.00	2.25	2.00							2.08	
Skating Skills				1.50	2.25	2.50	2.00							2.25	
Judges Total Program Component Score (factored)												9.88			
Deductions:												0.00			

Rank	Name	Nation	Starting Number	Total Segment Score	Total Element Score	Total Program Component Score (factored)						Total Deductions			
3	Vlada KORZH	EST	2	17.98	7.96	10.02						0.00			
#	Executed Elements	Info	Base Value	GOE	J1	J2	J3	J4	J5	J6	J7	J8	J9	Ref.	Scores of Panel
1	1Lo		0.50	0.03	1	1	0								0.53
2	ChSq1		3.00	0.17	1	0	0								3.17
3	1Lo		0.50	0.00	0	0	0								0.50
4	SSpB		1.10	0.00	0	1	-1								1.10
5	1S+1T		0.80	x 0.00	0	0	0								0.80
6	USpB		1.00	0.07	1	1	0								1.07
7	1S+1T		0.80	x -0.01	0	-1	0								0.79
			7.70												7.96
Program Components				Factor											
Composition				1.50	2.00	2.25	2.25							2.17	
Presentation				1.50	2.00	2.50	2.25							2.25	
Skating Skills				1.50	2.25	2.25	2.25							2.25	
Judges Total Program Component Score (factored)												10.02			
Deductions:												0.00			





Interclub Figure Skating Competition
Tallinn Trophy 2023



Tallinn / EST

November 24 - 26, 2023



JUDGES DETAILS PER SKATER
CHICKS C GIRLS FREE SKATING

Rank	Name	Nation	Starting Number	Total Segment Score	Total Element Score	Total Program Component Score (factored)						Total Deductions			
4	Elis STEINBERG	EST	9	17.68	7.67	10.01						0.00			
#	Executed Elements	Info	Base Value	GOE	J1	J2	J3	J4	J5	J6	J7	J8	J9	Ref.	Scores of Panel
1	1Lo		0.50	0.05	1	1	1								0.55
2	SSpB		1.10	0.04	1	0	0								1.14
3	1Lo		0.50	0.00	0	0	0								0.50
4	1S+1T		0.80	x 0.01	1	0	0								0.81
5	ChSq1		3.00	0.00	0	0	0								3.00
6	1S+1T		0.80	x 0.00	0	0	0								0.80
7	USpB		1.00	-0.13	-1	-1	-2								0.87
			7.70												7.67
Program Components			Factor												
Composition			1.50	2.25	2.25	2.00							2.17		
Presentation			1.50	2.00	2.25	2.00							2.08		
Skating Skills			1.50	2.50	2.50	2.25							2.42		
Judges Total Program Component Score (factored)												10.01			
Deductions:												0.00			

Rank	Name	Nation	Starting Number	Total Segment Score	Total Element Score	Total Program Component Score (factored)						Total Deductions			
5	Beatrice BOGDANOV	EST	7	17.01	7.75	9.26						0.00			
#	Executed Elements	Info	Base Value	GOE	J1	J2	J3	J4	J5	J6	J7	J8	J9	Ref.	Scores of Panel
1	1T		0.40	-0.01	0	-1	0								0.39
2	1S+1Lo<	<	0.80	-0.13	-4	-3	-3								0.67
3	SSpB		1.10	0.11	1	1	1								1.21
4	1S+1Lo		0.90	x -0.02	0	-1	0								0.88
5	1T		0.40	x 0.00	0	0	0								0.40
6	ChSq1		3.00	0.17	0	1	0								3.17
7	USpB		1.00	0.03	0	1	0								1.03
			7.60												7.75
Program Components			Factor												
Composition			1.50	1.75	2.50	2.00							2.08		
Presentation			1.50	1.50	2.25	2.00							1.92		
Skating Skills			1.50	2.25	2.00	2.25							2.17		
Judges Total Program Component Score (factored)												9.26			
Deductions:												0.00			

Rank	Name	Nation	Starting Number	Total Segment Score	Total Element Score	Total Program Component Score (factored)						Total Deductions			
6	Amelia BOGDANOV	EST	5	16.72	7.60	9.12						0.00			
#	Executed Elements	Info	Base Value	GOE	J1	J2	J3	J4	J5	J6	J7	J8	J9	Ref.	Scores of Panel
1	1S+1Lo		0.90	0.00	0	0	0								0.90
2	1T		0.40	0.00	0	0	0								0.40
3	SSpB		1.10	0.07	1	1	0								1.17
4	1S+1Lo		0.90	x 0.00	0	0	0								0.90
5	1T		0.40	x 0.00	0	0	0								0.40
6	ChSq1		3.00	-0.17	0	-1	0								2.83
7	USpB		1.00	0.00	0	0	0								1.00
			7.70												7.60
Program Components			Factor												
Composition			1.50	2.00	2.25	2.00							2.08		
Presentation			1.50	1.75	2.25	1.75							1.92		
Skating Skills			1.50	2.25	2.00	2.00							2.08		
Judges Total Program Component Score (factored)												9.12			
Deductions:												0.00			







JUDGES DETAILS PER SKATER
CHICKS C GIRLS FREE SKATING

Rank	Name	Nation	Starting Number	Total Segment Score	Total Element Score	Total Program Component Score (factored)						Total Deductions			
7	Polina ALEKSEENKO	EST	4	15.36	7.22	8.14						0.00			
#	Executed Elements	Info	Base Value	GOE	J1	J2	J3	J4	J5	J6	J7	J8	J9	Ref.	Scores of Panel
1	1Lo		0.50	-0.03	-1	-1	0								0.47
2	SSpB		1.10	-0.18	-2	-2	-1								0.92
3	1S+1Lo		0.90	0.00	0	0	0								0.90
4			0.00	0.00	-	-	-								0.00
5	1T+1T		0.80	x -0.07	-1	-3	-1								0.73
6	ChSq1		3.00	-0.17	0	-1	0								2.83
7	1S		0.40	x 0.00	0	0	0								0.40
8	USpB		1.00	-0.03	-1	0	0								0.97
			7.70												7.22
Program Components			Factor												
Composition			1.50	1.75	2.00	1.75							1.83		
Presentation			1.50	2.00	1.75	2.00							1.92		
Skating Skills			1.50	1.50	1.75	1.75							1.67		
Judges Total Program Component Score (factored)															8.14
Deductions:															0.00

Rank	Name	Nation	Starting Number	Total Segment Score	Total Element Score	Total Program Component Score (factored)						Total Deductions			
8	Rusne SVIRSKAITE	LTU	10	14.34	5.97	8.87						-0.50			
#	Executed Elements	Info	Base Value	GOE	J1	J2	J3	J4	J5	J6	J7	J8	J9	Ref.	Scores of Panel
1	1S+1T		0.80	0.00	0	0	0								0.80
2	USpB		1.00	-0.13	-1	-1	-2								0.87
3	1Lo		0.50	0.00	0	0	0								0.50
4	1S+1T		0.80	x 0.00	0	0	0								0.80
5	ChSq1		3.00	-0.50	-2	0	-1								2.50
6	SSp	F	0.00	0.00	-	-	-								0.00
7	1Lo		0.50	x 0.00	0	0	0								0.50
			6.60												5.97
Program Components			Factor												
Composition			1.50	2.00	2.00	2.25							2.08		
Presentation			1.50	1.75	2.00	2.25							2.00		
Skating Skills			1.50	1.75	1.75	2.00							1.83		
Judges Total Program Component Score (factored)															8.87
Deductions: Falls															-0.50 (1)

Rank	Name	Nation	Starting Number	Total Segment Score	Total Element Score	Total Program Component Score (factored)						Total Deductions			
9	Agata VEITMAN	EST	6	14.17	5.67	8.50						0.00			
#	Executed Elements	Info	Base Value	GOE	J1	J2	J3	J4	J5	J6	J7	J8	J9	Ref.	Scores of Panel
1	USpB		1.00	-0.10	-1	-1	-1								0.90
2	1S+1Lo		0.90	-0.03	-1	-1	0								0.87
3	1S+1T		0.80	-0.05	-2	-1	-1								0.75
4	ChSq1		3.00	-0.50	-2	-1	0								2.50
5	1T		0.40	x -0.03	-1	0	-1								0.37
6	1Lo<	<	0.40	x -0.12	-3	-3	-3								0.28
7	CSp		0.00	0.00	-	-	-								0.00
			6.50												5.67
Program Components			Factor												
Composition			1.50	1.75	2.25	2.00							2.00		
Presentation			1.50	1.50	2.00	2.00							1.83		
Skating Skills			1.50	1.50	2.00	2.00							1.83		
Judges Total Program Component Score (factored)															8.50
Deductions:															0.00





JUDGES DETAILS PER SKATER
CHICKS C GIRLS FREE SKATING

Rank	Name	Nation	Starting Number	Total Segment Score	Total Element Score	Total Program Component Score (factored)			Total Deductions						
10	Stefania LUCHINA	EST	1	13.85	6.21	8.14			-0.50						
#	Executed Elements	Info	Base Value	GOE	J1	J2	J3	J4	J5	J6	J7	J8	J9	Ref.	Scores of Panel
1	1S		0.40	0.01	1	0	0								0.41
2	SSp	F	0.00	0.00	-	-	-								0.00
3	1Lo		0.50	0.00	0	0	0								0.50
4	ChSq1		3.00	-0.17	-1	0	0								2.83
5	1T+1T		0.80	x -0.03	-1	-1	0								0.77
6	1S+1Lo		0.90	x 0.00	0	0	0								0.90
7	USpB		1.00	-0.20	-3	-1	-2								0.80
			6.60												6.21
Program Components				Factor											
Composition				1.50	1.75	2.00	2.00					1.92			
Presentation				1.50	1.50	1.50	2.00					1.67			
Skating Skills				1.50	1.75	1.75	2.00					1.83			
Judges Total Program Component Score (factored)												8.14			
Deductions:			Falls	-0.50 (1)							-0.50				

Rank	Name	Nation	Starting Number	Total Segment Score	Total Element Score	Total Program Component Score (factored)			Total Deductions						
11	Hedvig BAMBUS	EST	8	12.65	4.27	8.88			-0.50						
#	Executed Elements	Info	Base Value	GOE	J1	J2	J3	J4	J5	J6	J7	J8	J9	Ref.	Scores of Panel
1	1Lo		0.50	-0.08	-2	-2	-1								0.42
2	1S+1T		0.80	-0.04	-1	0	-2								0.76
3	SSpB		1.10	-0.15	-1	-2	-1								0.95
4	1S+1T		0.80	x -0.05	-1	-1	-2								0.75
5	USpB		1.00	-0.03	0	-1	0								0.97
6	1Lo		0.50	x -0.08	-1	-2	-2								0.42
7	ChSq	F	0.00	0.00	-	-	-								0.00
			4.70												4.27
Program Components				Factor											
Composition				1.50	1.75	2.25	2.00					2.00			
Presentation				1.50	2.00	1.75	2.25					2.00			
Skating Skills				1.50	1.75	2.00	2.00					1.92			
Judges Total Program Component Score (factored)												8.88			
Deductions:			Falls	-0.50 (1)							-0.50				

Legend:							
#	Sequence number	GOE	Grade of Execution	Jx	Judges (x=1-9)	Ref.	Referee
<	Under-rotated jump	x	Credit for highlight distribution, base value multiplied by 1.1			F	Fall

