

JUDGES DETAILS PER SKATER
JUNIOR B WOMEN FREE SKATING

Rank	Name	Nation	Starting Number	Total Segment Score	Total Element Score	Total Program Component Score (factored)						Total Deductions			
1	Johanna Eliise RAHENDI	EST	6	41.15	18.41	22.74						0.00			
#	Executed Elements	Info	Base Value	GOE	J1	J2	J3	J4	J5	J6	J7	J8	J9	Ref.	Scores of Panel
1	1A		1.10	0.18	1	2	2								1.28
2	2F+2T		3.10	0.24	1	1	2								3.34
3	2Lo		1.70	0.28	1	2	2								1.98
4	FSSp2		2.30	-0.54	-2	-2	-3								1.76
5	1S		0.40	0.00	0	0	0								0.40
6	2Lz+2T		3.40	x 0.00	0	0	0								3.40
7	CCoSp2		2.50	0.42	2	2	1								2.92
8	ChSq1		3.00	0.33	1	0	1								3.33
9	LSp2*	*	0.00	0.00	-	-	-								0.00
			17.50												18.41
Program Components			Factor												
Composition			2.13	3.50	3.50	3.50							3.50		
Presentation			2.13	3.50	3.75	3.25							3.50		
Skating Skills			2.13	3.50	3.75	3.75							3.67		
Judges Total Program Component Score (factored)															22.74
Deductions:											0.00				
Rank	Name	Nation	Starting Number	Total Segment Score	Total Element Score	Total Program Component Score (factored)						Total Deductions			
2	Ksenija FEIGMANE	LAT	1	39.61	18.97	21.64						-1.00			
#	Executed Elements	Info	Base Value	GOE	J1	J2	J3	J4	J5	J6	J7	J8	J9	Ref.	Scores of Panel
1	2F+2Lo		3.50	0.00	0	0	0								3.50
2	2Lz+1A+SEQ		3.20	0.07	1	0	0								3.27
3	2Lz	F	2.10	-1.05	-5	-5	-5								1.05
4	CSSp2		2.30	0.00	0	0	0								2.30
5	ChSq1		3.00	0.00	0	0	0								3.00
6	2F		1.80	x 0.00	0	0	0								1.80
7	2S		1.30	x 0.00	0	0	0								1.30
8	CCoSp2		2.50	0.25	1	1	1								2.75
			19.70												18.97
Program Components			Factor												
Composition			2.13	3.50	3.25	3.25							3.33		
Presentation			2.13	3.50	3.50	3.50							3.50		
Skating Skills			2.13	3.25	3.50	3.25							3.33		
Judges Total Program Component Score (factored)															21.64
Deductions:											-1.00				
Falls											-1.00 (1)				




JUDGES DETAILS PER SKATER
JUNIOR B WOMEN FREE SKATING


Rank	Name	Nation	Starting Number	Total Segment Score	Total Element Score	Total Program Component Score (factored)						Total Deductions			
3	Sonja TIMOFEJEVA	EST	5	30.81	14.47	19.34						-3.00			
#	Executed Elements	Info	Base Value	GOE	J1	J2	J3	J4	J5	J6	J7	J8	J9	Ref.	Scores of Panel
1	CCSp1		2.00	0.00	0	0	0								2.00
2	2F+1A+SEQ		2.90	0.18	0	1	2								3.08
3	2Lo		1.70	-0.23	-2	-1	-1								1.47
4	FCCoSp2		2.50	-0.75	-3	-3	-3								1.75
5	2F	F	1.80	-0.90	-5	-5	-5								0.90
6	2Lz	F	2.10	x -1.05	-5	-5	-5								1.05
7	ChSq1		3.00	0.17	1	0	0								3.17
8	2Lz	F	2.10	x -1.05	-5	-5	-5								1.05
9	FSSp2*	*	0.00	0.00	-	-	-								0.00
			18.10												14.47
Program Components				Factor											
Composition				2.13	3.00	3.25	3.00						3.08		
Presentation				2.13	3.00	3.00	2.75						2.92		
Skating Skills				2.13	3.25	3.25	2.75						3.08		
Judges Total Program Component Score (factored)													19.34		
Deductions:		Falls			-3.00 (3)							-3.00			

Rank	Name	Nation	Starting Number	Total Segment Score	Total Element Score	Total Program Component Score (factored)						Total Deductions			
4	Alena FURMANCHUK	EST	2	28.67	12.92	17.75						-2.00			
#	Executed Elements	Info	Base Value	GOE	J1	J2	J3	J4	J5	J6	J7	J8	J9	Ref.	Scores of Panel
1	2F+2T<	<	2.84	-0.48	-4	-2	-2								2.36
2	2F<	F	1.44	-0.72	-5	-5	-5								0.72
3	2Lo+1A+SEQ		2.80	-0.06	0	0	-1								2.74
4	CCoSp	F	0.00	0.00	-	-	-								0.00
5	2Lo		1.70	x -0.06	0	0	-1								1.64
6	FCSp1		1.90	-0.57	-3	-5	-1								1.33
7	2S		1.30	x 0.00	0	0	0								1.30
8	CSSp1V*	*	0.00	0.00	-	-	-								0.00
9	ChSq1		3.00	-0.17	-1	0	0								2.83
			14.98												12.92
Program Components				Factor											
Composition				2.13	2.50	2.75	2.50						2.58		
Presentation				2.13	2.75	3.00	2.50						2.75		
Skating Skills				2.13	3.00	3.25	2.75						3.00		
Judges Total Program Component Score (factored)													17.75		
Deductions:		Falls			-2.00 (2)							-2.00			





Interclub Figure Skating Competition
Tallinn Trophy 2023



Tallinn / EST

November 24 - 26, 2023

JUDGES DETAILS PER SKATER
JUNIOR B WOMEN FREE SKATING

Rank	Name	Nation	Starting Number	Total Segment Score	Total Element Score	Total Program Component Score (factored)						Total Deductions			
5	Laureen KALVET	EST	3	27.25	11.50	17.75						-2.00			
#	Executed Elements	Info	Base Value	GOE	J1	J2	J3	J4	J5	J6	J7	J8	J9	Ref.	Scores of Panel
1	2Lz<	<	1.68	-0.50	-3	-4	-2								1.18
2	2F<	<	1.44	-0.29	-2	-2	-2								1.15
3	SSp1		1.30	-0.09	0	-2	0								1.21
4	1A+1T		1.50	0.00	0	0	0								1.50
5	2S		1.30	-0.26	-2	-2	-2								1.04
6	2F<<	F	0.50	-0.25	-5	-5	-5								0.25
7	CCoSp2		2.50	-0.33	0	-2	-2								2.17
8	ChSq1		3.00	0.00	0	0	0								3.00
9	FCSpB*	*	0.00	0.00	-	-	-								0.00
			13.22												11.50
Program Components				Factor											
Composition				2.13	2.75	2.75	3.00					2.83			
Presentation				2.13	2.50	2.50	3.00					2.67			
Skating Skills				2.13	2.75	3.00	2.75					2.83			
Judges Total Program Component Score (factored)												17.75			
Deductions:		Falls	-2.00 (2)								-2.00				

Rank	Name	Nation	Starting Number	Total Segment Score	Total Element Score	Total Program Component Score (factored)						Total Deductions			
6	Maria GRETSENKO	EST	4	24.62	9.38	17.24						-2.00			
#	Executed Elements	Info	Base Value	GOE	J1	J2	J3	J4	J5	J6	J7	J8	J9	Ref.	Scores of Panel
1	1A	F	1.10	-0.55	-5	-5	-5								0.55
2	2F<	<	1.44	-0.29	-2	-2	-2								1.15
3	2F<<	<<	0.50	-0.22	-5	-4	-4								0.28
4	CCoSp		0.00	0.00	-	-	-								0.00
5	2S		1.30	x -0.22	-2	-2	-1								1.08
6	2Lo	F	1.70	x -0.85	-5	-5	-5								0.85
7	FCSSpB		1.60	-0.37	-3	-2	-2								1.23
8	ChSq1		3.00	0.00	0	0	0								3.00
9	LSpB		1.20	0.04	0	1	0								1.24
			11.84												9.38
Program Components				Factor											
Composition				2.13	2.50	2.50	3.00					2.67			
Presentation				2.13	2.50	2.75	2.75					2.67			
Skating Skills				2.13	2.75	2.75	2.75					2.75			
Judges Total Program Component Score (factored)												17.24			
Deductions:		Falls	-2.00 (2)								-2.00				

Legend:							
#	Sequence number	GOE	Grade of Execution	Jx	Judges (x=1-9)	Ref.	Referee
*	Invalid element	<	Under-rotated jump	<<	Downgraded jump		
x	Credit for highlight distribution, base value multiplied by 1.1			F	Fall		

printed: 24.11.2023 22:44

Page 3 / 3

Partners

