



Interclub Figure Skating Competition
Tallinn Trophy 2023



Tallinn / EST

November 24 - 26, 2023

JUDGES DETAILS PER SKATER
NOVICE B GIRLS FREE SKATING

| Rank | Name | Nation | Starting Number | Total Segment Score | Total Element Score | Total Program Component Score (factored) | | | | | | Total Deductions | | | |
|--|--------------------|--------|-----------------|---------------------|---------------------|--|----|----|----|----|----|------------------|------|------|-----------------|
| 1 | Jekaterina PAVLOVA | EST | 4 | 42.05 | 20.03 | 22.02 | | | | | | 0.00 | | | |
| # | Executed Elements | Info | Base Value | GOE | J1 | J2 | J3 | J4 | J5 | J6 | J7 | J8 | J9 | Ref. | Scores of Panel |
| 1 | 1A | | 1.10 | 0.11 | 1 | 1 | 1 | | | | | | | | 1.21 |
| 2 | 2F+2Lo | | 3.50 | -0.30 | -1 | -2 | -2 | | | | | | | | 3.20 |
| 3 | 2Lo | | 1.70 | 0.11 | 1 | 0 | 1 | | | | | | | | 1.81 |
| 4 | CCoSp2 | | 2.50 | 0.33 | 2 | 1 | 1 | | | | | | | | 2.83 |
| 5 | 2F+2T | | 3.10 | x -0.18 | -1 | -1 | -1 | | | | | | | | 2.92 |
| 6 | ChSq1 | | 3.00 | 0.50 | 1 | 1 | 1 | | | | | | | | 3.50 |
| 7 | 2Lz | | 2.10 | x -0.07 | -1 | 0 | 0 | | | | | | | | 2.03 |
| 8 | FSSp2 | | 2.30 | 0.23 | 1 | 1 | 1 | | | | | | | | 2.53 |
| | | | 19.30 | | | | | | | | | | | | 20.03 |
| Program Components | | | Factor | | | | | | | | | | | | |
| Composition | | | 2.13 | 3.50 | 3.25 | 3.50 | | | | | | | 3.42 | | |
| Presentation | | | 2.13 | 3.25 | 3.50 | 3.50 | | | | | | | 3.42 | | |
| Skating Skills | | | 2.13 | 3.50 | 3.25 | 3.75 | | | | | | | 3.50 | | |
| Judges Total Program Component Score (factored) | | | | | | | | | | | | 22.02 | | | |
| Deductions: | | | | | | | | | | | | | | | 0.00 |


| Rank | Name | Nation | Starting Number | Total Segment Score | Total Element Score | Total Program Component Score (factored) | | | | | | Total Deductions | | | |
|--|-------------------|--------|-----------------|---------------------|---------------------|--|----|----|----|----|----|------------------|------|------|-----------------|
| 2 | Kimily LEPP | EST | 12 | 33.76 | 12.46 | 21.30 | | | | | | 0.00 | | | |
| # | Executed Elements | Info | Base Value | GOE | J1 | J2 | J3 | J4 | J5 | J6 | J7 | J8 | J9 | Ref. | Scores of Panel |
| 1 | 2F<+1Lo | < | 1.94 | -0.34 | -2 | -3 | -2 | | | | | | | | 1.60 |
| 2 | 2F<< | << | 0.50 | -0.17 | -3 | -4 | -3 | | | | | | | | 0.33 |
| 3 | 2S+1Lo | | 1.80 | -0.09 | 0 | -2 | 0 | | | | | | | | 1.71 |
| 4 | CCoSp2 | | 2.50 | 0.08 | 1 | 1 | -1 | | | | | | | | 2.58 |
| 5 | 2Sq | q | 1.30 | x -0.56 | -5 | -4 | -4 | | | | | | | | 0.74 |
| 6 | ChSq1 | | 3.00 | -0.50 | -1 | 0 | -2 | | | | | | | | 2.50 |
| 7 | 1A | x | 1.10 | 0.00 | 0 | 0 | 0 | | | | | | | | 1.10 |
| 8 | CSSp1 | | 1.90 | 0.00 | 1 | 0 | -1 | | | | | | | | 1.90 |
| | | | 14.04 | | | | | | | | | | | | 12.46 |
| Program Components | | | Factor | | | | | | | | | | | | |
| Composition | | | 2.13 | 3.50 | 3.50 | 3.50 | | | | | | | 3.50 | | |
| Presentation | | | 2.13 | 3.00 | 3.50 | 3.25 | | | | | | | 3.25 | | |
| Skating Skills | | | 2.13 | 3.25 | 3.25 | 3.25 | | | | | | | 3.25 | | |
| Judges Total Program Component Score (factored) | | | | | | | | | | | | 21.30 | | | |
| Deductions: | | | | | | | | | | | | | | | 0.00 |

| Rank | Name | Nation | Starting Number | Total Segment Score | Total Element Score | Total Program Component Score (factored) | | | | | | Total Deductions | | | |
|--|-------------------|--------|-----------------|---------------------|---------------------|--|----|----|----|----|----|------------------|------|------|-----------------|
| 3 | Nicole ZAGORSKAJA | EST | 9 | 32.28 | 15.06 | 17.22 | | | | | | 0.00 | | | |
| # | Executed Elements | Info | Base Value | GOE | J1 | J2 | J3 | J4 | J5 | J6 | J7 | J8 | J9 | Ref. | Scores of Panel |
| 1 | 1A+1T | | 1.50 | 0.00 | 0 | 0 | 0 | | | | | | | | 1.50 |
| 2 | 2S | | 1.30 | -0.35 | -4 | -3 | -1 | | | | | | | | 0.95 |
| 3 | 2Lo | | 1.70 | -0.34 | -1 | -2 | -3 | | | | | | | | 1.36 |
| 4 | CCoSp2 | | 2.50 | 0.08 | 1 | 0 | 0 | | | | | | | | 2.58 |
| 5 | ChSq1 | | 3.00 | 0.33 | 1 | 1 | 0 | | | | | | | | 3.33 |
| 6 | 1Lz+1A+SEQ | | 1.70 | x -0.04 | 0 | -1 | 0 | | | | | | | | 1.66 |
| 7 | 2Loq | q | 1.70 | x -0.40 | -2 | -3 | -2 | | | | | | | | 1.30 |
| 8 | CSSp2 | | 2.30 | 0.08 | 1 | 0 | 0 | | | | | | | | 2.38 |
| | | | 15.70 | | | | | | | | | | | | 15.06 |
| Program Components | | | Factor | | | | | | | | | | | | |
| Composition | | | 2.13 | 2.75 | 2.25 | 2.75 | | | | | | | 2.58 | | |
| Presentation | | | 2.13 | 3.00 | 2.50 | 2.75 | | | | | | | 2.75 | | |
| Skating Skills | | | 2.13 | 2.75 | 2.75 | 2.75 | | | | | | | 2.75 | | |
| Judges Total Program Component Score (factored) | | | | | | | | | | | | 17.22 | | | |
| Deductions: | | | | | | | | | | | | | | | 0.00 |





Interclub Figure Skating Competition
Tallinn Trophy 2023



Tallinn / EST

November 24 - 26, 2023

JUDGES DETAILS PER SKATER
NOVICE B GIRLS FREE SKATING

| Rank | Name | Nation | Starting Number | Total Segment Score | Total Element Score | Total Program Component Score (factored) | | | | | | Total Deductions | | | |
|--|------------------------|--------|-----------------|---------------------|---------------------|--|----|----|----|----|----|------------------|------|------|-----------------|
| 4 | Adelina-Elena MAMEDOVA | EST | 10 | 31.66 | 13.85 | 18.81 | | | | | | -1.00 | | | |
| # | Executed Elements | Info | Base Value | GOE | J1 | J2 | J3 | J4 | J5 | J6 | J7 | J8 | J9 | Ref. | Scores of Panel |
| 1 | 2Fq | F | 1.80 | -0.90 | -5 | -5 | -5 | | | | | | | | 0.90 |
| 2 | 2F+1A+SEQ | | 2.90 | 0.12 | 1 | 1 | 0 | | | | | | | | 3.02 |
| 3 | 1A | | 1.10 | 0.11 | 1 | 1 | 1 | | | | | | | | 1.21 |
| 4 | CSSpB | | 1.60 | -0.11 | -2 | 0 | 0 | | | | | | | | 1.49 |
| 5 | ChSq1 | | 3.00 | 0.33 | 0 | 1 | 1 | | | | | | | | 3.33 |
| 6 | 2Lz+1T | | 2.50 | -0.35 | -1 | -1 | -3 | | | | | | | | 2.15 |
| 7 | 2Sq | F | 1.30 | x -0.65 | -5 | -5 | -5 | | | | | | | | 0.65 |
| 8 | CCoSp1V | | 1.50 | -0.40 | -3 | -2 | -3 | | | | | | | | 1.10 |
| | | | 15.70 | | | | | | | | | | | | 13.85 |
| Program Components | | | Factor | | | | | | | | | | | | |
| Composition | | | 2.13 | 2.75 | 3.25 | 3.00 | | | | | | | 3.00 | | |
| Presentation | | | 2.13 | 2.50 | 3.00 | 2.75 | | | | | | | 2.75 | | |
| Skating Skills | | | 2.13 | 3.00 | 3.25 | 3.00 | | | | | | | 3.08 | | |
| Judges Total Program Component Score (factored) | | | | | | | | | | | | | | | 18.81 |
| Deductions: | | | Falls | -1.00 (2) | | | | | | | | -1.00 | | | |

| Rank | Name | Nation | Starting Number | Total Segment Score | Total Element Score | Total Program Component Score (factored) | | | | | | Total Deductions | | | |
|--|-------------------|--------|-----------------|---------------------|---------------------|--|----|----|----|----|----|------------------|-------------|------|-----------------|
| 5 | Maribel KESSLER | EST | 7 | 31.59 | 11.55 | 20.04 | | | | | | 0.00 | | | |
| # | Executed Elements | Info | Base Value | GOE | J1 | J2 | J3 | J4 | J5 | J6 | J7 | J8 | J9 | Ref. | Scores of Panel |
| 1 | 2Lo | | 1.70 | 0.06 | 1 | 0 | 0 | | | | | | | | 1.76 |
| 2 | FCCoSp1 | | 2.00 | -0.40 | -2 | -2 | -2 | | | | | | | | 1.60 |
| 3 | 2Fq | q | 1.80 | -0.48 | -3 | -2 | -3 | | | | | | | | 1.32 |
| 4 | 2S | | 1.30 | -0.39 | -3 | -3 | -3 | | | | | | | | 0.91 |
| 5 | 2Lo | x | 1.70 | -0.28 | -3 | -1 | -1 | | | | | | | | 1.42 |
| 6 | ChSq1 | | 3.00 | 0.33 | 1 | 1 | 0 | | | | | | | | 3.33 |
| 7 | 2S* | * | 0.00 | x 0.00 | - | - | - | | | | | | | | 0.00 |
| 8 | SSp1 | | 1.30 | -0.09 | 1 | -2 | -1 | | | | | | | | 1.21 |
| | | | 12.80 | | | | | | | | | | | | 11.55 |
| Program Components | | | Factor | | | | | | | | | | | | |
| Composition | | | 2.13 | 3.25 | 3.00 | 3.50 | | | | | | | 3.25 | | |
| Presentation | | | 2.13 | 3.25 | 2.75 | 3.25 | | | | | | | 3.08 | | |
| Skating Skills | | | 2.13 | 3.00 | 2.75 | 3.50 | | | | | | | 3.08 | | |
| Judges Total Program Component Score (factored) | | | | | | | | | | | | | | | 20.04 |
| Deductions: | | | | | | | | | | | | | 0.00 | | |


| Rank | Name | Nation | Starting Number | Total Segment Score | Total Element Score | Total Program Component Score (factored) | | | | | | Total Deductions | | | |
|--|-------------------|--------|-----------------|---------------------|---------------------|--|----|----|----|----|----|------------------|-------------|------|-----------------|
| 6 | Milana MATSAL | EST | 11 | 31.43 | 12.62 | 18.81 | | | | | | 0.00 | | | |
| # | Executed Elements | Info | Base Value | GOE | J1 | J2 | J3 | J4 | J5 | J6 | J7 | J8 | J9 | Ref. | Scores of Panel |
| 1 | 2F+2T | | 3.10 | 0.00 | 0 | 0 | 0 | | | | | | | | 3.10 |
| 2 | 1Lo | | 0.50 | 0.00 | 0 | 0 | 0 | | | | | | | | 0.50 |
| 3 | CSSp2 | | 2.30 | 0.15 | 0 | 1 | 1 | | | | | | | | 2.45 |
| 4 | 2T<< | << | 0.40 | -0.20 | -5 | -5 | -5 | | | | | | | | 0.20 |
| 5 | ChSq1 | | 3.00 | -0.83 | -1 | -2 | -2 | | | | | | | | 2.17 |
| 6 | 2Lo+1A+SEQ | x | 2.80 | 0.06 | 1 | 0 | 0 | | | | | | | | 2.86 |
| 7 | 2S | x | 1.30 | 0.04 | 0 | 0 | 1 | | | | | | | | 1.34 |
| 8 | CoSp | | 0.00 | 0.00 | - | - | - | | | | | | | | 0.00 |
| | | | 13.40 | | | | | | | | | | | | 12.62 |
| Program Components | | | Factor | | | | | | | | | | | | |
| Composition | | | 2.13 | 3.00 | 3.00 | 3.25 | | | | | | | 3.08 | | |
| Presentation | | | 2.13 | 2.50 | 2.25 | 3.25 | | | | | | | 2.67 | | |
| Skating Skills | | | 2.13 | 3.25 | 2.75 | 3.25 | | | | | | | 3.08 | | |
| Judges Total Program Component Score (factored) | | | | | | | | | | | | | | | 18.81 |
| Deductions: | | | | | | | | | | | | | 0.00 | | |

printed: 25.11.2023 21:05


Page 2 / 5

Partners





Interclub Figure Skating Competition
Tallinn Trophy 2023



Tallinn / EST

November 24 - 26, 2023

JUDGES DETAILS PER SKATER
NOVICE B GIRLS FREE SKATING

| Rank | Name | Nation | Starting Number | Total Segment Score | Total Element Score | Total Program Component Score (factored) | | | | | | Total Deductions | | | |
|--|-------------------|--------|-----------------|---------------------|---------------------|--|----|----|----|----|----|------------------|------|------|-----------------|
| 7 | Julia BRIANTSEVA | EST | 8 | 31.26 | 13.12 | 18.64 | | | | | | -0.50 | | | |
| # | Executed Elements | Info | Base Value | GOE | J1 | J2 | J3 | J4 | J5 | J6 | J7 | J8 | J9 | Ref. | Scores of Panel |
| 1 | 2S+2Lo< | F | 2.66 | -0.68 | -5 | -5 | -5 | | | | | | | | 1.98 |
| 2 | 2Lo<< | << | 0.50 | -0.17 | -4 | -3 | -3 | | | | | | | | 0.33 |
| 3 | 2F< | < | 1.44 | -0.34 | -2 | -3 | -2 | | | | | | | | 1.10 |
| 4 | SSp1 | | 1.30 | 0.00 | 0 | 0 | 0 | | | | | | | | 1.30 |
| 5 | 2S+1A+SEQ | | 2.40 | x -0.09 | -1 | 0 | -1 | | | | | | | | 2.31 |
| 6 | 1A | x | 1.10 | 0.00 | 0 | 0 | 0 | | | | | | | | 1.10 |
| 7 | ChSq1 | | 3.00 | 0.00 | 0 | 0 | 0 | | | | | | | | 3.00 |
| 8 | CCoSp2 | | 2.50 | -0.50 | -1 | -3 | -2 | | | | | | | | 2.00 |
| | | | 14.90 | | | | | | | | | | | | 13.12 |
| Program Components | | | Factor | | | | | | | | | | | | |
| Composition | | | 2.13 | 3.00 | 2.75 | 3.00 | | | | | | | 2.92 | | |
| Presentation | | | 2.13 | 3.00 | 2.75 | 2.75 | | | | | | | 2.83 | | |
| Skating Skills | | | 2.13 | 3.00 | 3.00 | 3.00 | | | | | | | 3.00 | | |
| Judges Total Program Component Score (factored) | | | | | | | | | | | | | | | 18.64 |
| Deductions: | | | Falls | -0.50 (1) | | | | | | | | | | | -0.50 |

| Rank | Name | Nation | Starting Number | Total Segment Score | Total Element Score | Total Program Component Score (factored) | | | | | | Total Deductions | | | |
|--|-------------------|--------|-----------------|---------------------|---------------------|--|----|----|----|----|----|------------------|------|------|-----------------|
| 8 | Ruta ZIDZIUNAITE | LTU | 5 | 30.76 | 13.49 | 17.77 | | | | | | -0.50 | | | |
| # | Executed Elements | Info | Base Value | GOE | J1 | J2 | J3 | J4 | J5 | J6 | J7 | J8 | J9 | Ref. | Scores of Panel |
| 1 | CSSpBV | | 1.20 | 0.00 | 0 | -1 | 1 | | | | | | | | 1.20 |
| 2 | 2Lo+1A+SEQ | | 2.80 | -0.23 | -1 | -2 | -1 | | | | | | | | 2.57 |
| 3 | 1A+2Tq | q | 2.40 | -0.35 | -3 | -3 | -2 | | | | | | | | 2.05 |
| 4 | 2F | | 1.80 | -0.18 | -1 | -1 | -1 | | | | | | | | 1.62 |
| 5 | 2S | | 1.30 | -0.04 | 0 | -1 | 0 | | | | | | | | 1.26 |
| 6 | ChSq1 | | 3.00 | -0.50 | -1 | -2 | 0 | | | | | | | | 2.50 |
| 7 | 2S | F | 1.30 | x -0.65 | -5 | -5 | -5 | | | | | | | | 0.65 |
| 8 | CCoSpB | | 1.70 | -0.06 | 0 | -1 | 0 | | | | | | | | 1.64 |
| | | | 15.50 | | | | | | | | | | | | 13.49 |
| Program Components | | | Factor | | | | | | | | | | | | |
| Composition | | | 2.13 | 3.00 | 2.75 | 3.00 | | | | | | | 2.92 | | |
| Presentation | | | 2.13 | 2.50 | 2.50 | 3.00 | | | | | | | 2.67 | | |
| Skating Skills | | | 2.13 | 3.00 | 2.50 | 2.75 | | | | | | | 2.75 | | |
| Judges Total Program Component Score (factored) | | | | | | | | | | | | | | | 17.77 |
| Deductions: | | | Falls | -0.50 (1) | | | | | | | | | | | -0.50 |


| Rank | Name | Nation | Starting Number | Total Segment Score | Total Element Score | Total Program Component Score (factored) | | | | | | Total Deductions | | | |
|--|--------------------|--------|-----------------|---------------------|---------------------|--|----|----|----|----|----|------------------|------|-------------|-----------------|
| 9 | Elizaveta ANTONOVA | EST | 2 | 30.69 | 12.22 | 18.47 | | | | | | 0.00 | | | |
| # | Executed Elements | Info | Base Value | GOE | J1 | J2 | J3 | J4 | J5 | J6 | J7 | J8 | J9 | Ref. | Scores of Panel |
| 1 | 2S< | < | 1.04 | -0.45 | -4 | -5 | -4 | | | | | | | | 0.59 |
| 2 | 2Lo<+1A+SEQ | < | 2.46 | -0.41 | -3 | -3 | -3 | | | | | | | | 2.05 |
| 3 | 2Tq | q | 1.30 | -0.30 | -2 | -2 | -3 | | | | | | | | 1.00 |
| 4 | CCoSp2 | | 2.50 | 0.00 | 1 | -1 | 0 | | | | | | | | 2.50 |
| 5 | 2Lo<< | << | 0.50 | x -0.25 | -5 | -5 | -5 | | | | | | | | 0.25 |
| 6 | CSSp2V | | 1.73 | -0.06 | 0 | -1 | 0 | | | | | | | | 1.67 |
| 7 | ChSq1 | | 3.00 | 0.17 | 2 | -1 | 0 | | | | | | | | 3.17 |
| 8 | 1A | x | 1.10 | -0.11 | 0 | -1 | -2 | | | | | | | | 0.99 |
| | | | 13.63 | | | | | | | | | | | | 12.22 |
| Program Components | | | Factor | | | | | | | | | | | | |
| Composition | | | 2.13 | 3.25 | 3.00 | 2.75 | | | | | | | 3.00 | | |
| Presentation | | | 2.13 | 3.50 | 2.75 | 2.75 | | | | | | | 3.00 | | |
| Skating Skills | | | 2.13 | 2.75 | 2.50 | 2.75 | | | | | | | 2.67 | | |
| Judges Total Program Component Score (factored) | | | | | | | | | | | | | | | 18.47 |
| Deductions: | | | | | | | | | | | | | | 0.00 | |

printed: 25.11.2023 21:05


Page 3 / 5

Partners





Interclub Figure Skating Competition
Tallinn Trophy 2023



Tallinn / EST



November 24 - 26, 2023

JUDGES DETAILS PER SKATER
NOVICE B GIRLS FREE SKATING

| Rank | Name | Nation | Starting Number | Total Segment Score | Total Element Score | Total Program Component Score (factored) | | | | | | Total Deductions | | | |
|--|---------------------|--------|-----------------|---------------------|---------------------|--|------|----|----|----|----|------------------|----|------|-----------------|
| 10 | Karolina BALSAITYTE | LTU | 6 | 30.34 | 12.40 | 17.94 | | | | | | 0.00 | | | |
| # | Executed Elements | Info | Base Value | GOE | J1 | J2 | J3 | J4 | J5 | J6 | J7 | J8 | J9 | Ref. | Scores of Panel |
| 1 | 2F<+1A+SEQ | < | 2.54 | -0.34 | -3 | -2 | -2 | | | | | | | | 2.20 |
| 2 | 1A+1Lo | | 1.60 | 0.00 | 0 | 0 | 0 | | | | | | | | 1.60 |
| 3 | 2F< | < | 1.44 | -0.43 | -3 | -3 | -3 | | | | | | | | 1.01 |
| 4 | CCoSpB | | 1.70 | 0.06 | 1 | 1 | -1 | | | | | | | | 1.76 |
| 5 | 2S | | 1.30 | x -0.04 | 0 | -1 | 0 | | | | | | | | 1.26 |
| 6 | 2Lo<< | << | 0.50 | x -0.25 | -5 | -5 | -5 | | | | | | | | 0.25 |
| 7 | ChSq1 | | 3.00 | -0.33 | -1 | -1 | 0 | | | | | | | | 2.67 |
| 8 | CSSpB | | 1.60 | 0.05 | 0 | 0 | 1 | | | | | | | | 1.65 |
| | | | 13.68 | | | | | | | | | | | | 12.40 |
| Program Components | | | | Factor | | | | | | | | | | | |
| Composition | | | | 2.13 | 3.00 | 2.75 | 3.00 | | | | | 2.92 | | | |
| Presentation | | | | 2.13 | 2.75 | 2.75 | 3.00 | | | | | 2.83 | | | |
| Skating Skills | | | | 2.13 | 2.75 | 2.50 | 2.75 | | | | | 2.67 | | | |
| Judges Total Program Component Score (factored) | | | | | | | | | | | | 17.94 | | | |
| Deductions: | | | | | | | | | | | | 0.00 | | | |

| Rank | Name | Nation | Starting Number | Total Segment Score | Total Element Score | Total Program Component Score (factored) | | | | | | Total Deductions | | | |
|--|-------------------|--------|-----------------|---------------------|---------------------|--|------|----|----|----|----|------------------|--------------|------|-----------------|
| 11 | Sofia ERRO | EST | 3 | 30.28 | 13.70 | 17.58 | | | | | | -1.00 | | | |
| # | Executed Elements | Info | Base Value | GOE | J1 | J2 | J3 | J4 | J5 | J6 | J7 | J8 | J9 | Ref. | Scores of Panel |
| 1 | 2S+1A+SEQ | | 2.40 | -0.30 | -2 | -3 | -2 | | | | | | | | 2.10 |
| 2 | 2Lo | | 1.70 | 0.00 | 0 | 0 | 0 | | | | | | | | 1.70 |
| 3 | 2F | F | 1.80 | -0.90 | -5 | -5 | -5 | | | | | | | | 0.90 |
| 4 | CCoSp2 | | 2.50 | -0.42 | -2 | -1 | -2 | | | | | | | | 2.08 |
| 5 | ChSq1 | | 3.00 | 0.00 | 0 | 0 | 0 | | | | | | | | 3.00 |
| 6 | 1A | F | 1.10 | x -0.55 | -5 | -5 | -5 | | | | | | | | 0.55 |
| 7 | 2Sq+2Lo<< | << | 1.80 | x -0.65 | -5 | -5 | -5 | | | | | | | | 1.15 |
| 8 | CSSp2 | | 2.30 | -0.08 | 0 | -1 | 0 | | | | | | | | 2.22 |
| | | | 16.60 | | | | | | | | | | | | 13.70 |
| Program Components | | | | Factor | | | | | | | | | | | |
| Composition | | | | 2.13 | 2.75 | 2.75 | 3.00 | | | | | 2.83 | | | |
| Presentation | | | | 2.13 | 2.75 | 2.50 | 3.00 | | | | | 2.75 | | | |
| Skating Skills | | | | 2.13 | 2.50 | 2.50 | 3.00 | | | | | 2.67 | | | |
| Judges Total Program Component Score (factored) | | | | | | | | | | | | 17.58 | | | |
| Deductions: | | | | Falls | -1.00 (2) | | | | | | | | -1.00 | | |





JUDGES DETAILS PER SKATER
NOVICE B GIRLS FREE SKATING

| Rank | Name | Nation | Starting Number | Total Segment Score | Total Element Score | Total Program Component Score (factored) | | | | | | Total Deductions | | | |
|--|-------------------|--------|-----------------|---------------------|---------------------|--|------|----|----|----|----|------------------|----|-------------|-----------------|
| 12 | Piia Luisa MÄNNIK | EST | 1 | 28.92 | 11.70 | 17.22 | | | | | | 0.00 | | | |
| # | Executed Elements | Info | Base Value | GOE | J1 | J2 | J3 | J4 | J5 | J6 | J7 | J8 | J9 | Ref. | Scores of Panel |
| 1 | 1T | | 0.40 | 0.00 | 0 | 0 | 0 | | | | | | | | 0.40 |
| 2 | 1A | | 1.10 | 0.00 | 0 | 0 | 0 | | | | | | | | 1.10 |
| 3 | CCoSp2 | | 2.50 | -0.17 | 0 | -1 | -1 | | | | | | | | 2.33 |
| 4 | | | 0.00 | 0.00 | - | - | - | | | | | | | | 0.00 |
| 5 | 1T+1Lo | | 0.90 | x 0.00 | 0 | 0 | 0 | | | | | | | | 0.90 |
| 6 | 1F+1Lo | | 1.00 | x 0.00 | 0 | 0 | 0 | | | | | | | | 1.00 |
| 7 | ChSq1 | | 3.00 | -0.17 | 0 | -1 | 0 | | | | | | | | 2.83 |
| 8 | 1A | | 1.10 | x -0.11 | -1 | -1 | -1 | | | | | | | | 0.99 |
| 9 | CSSp2 | | 2.30 | -0.15 | -1 | -1 | 0 | | | | | | | | 2.15 |
| | | | 12.30 | | | | | | | | | | | | 11.70 |
| Program Components | | | | Factor | | | | | | | | | | | |
| Composition | | | | 2.13 | 3.00 | 3.00 | 2.50 | | | | | | | | 2.83 |
| Presentation | | | | 2.13 | 2.50 | 2.75 | 2.50 | | | | | | | | 2.58 |
| Skating Skills | | | | 2.13 | 2.75 | 2.75 | 2.50 | | | | | | | | 2.67 |
| Judges Total Program Component Score (factored) | | | | | | | | | | | | | | | 17.22 |
| Deductions: | | | | | | | | | | | | | | 0.00 | |

| Legend: | | | | | | | |
|---------|---|-----|--------------------|----|-----------------|------|----------------------------|
| # | Sequence number | GOE | Grade of Execution | Jx | Judges (x=1-9) | Ref. | Referee |
| * | Invalid element | < | Under-rotated jump | << | Downgraded jump | | |
| x | Credit for highlight distribution, base value multiplied by 1.1 | | | F | Fall | q | Jump landed on the quarter |

