


Interclub Figure Skating Competition  
**Tallinn Trophy 2023**



Tallinn / EST

November 24 - 26, 2023


**JUDGES DETAILS PER SKATER**  
**PRE-CHICKS C GIRLS FREE SKATING**

Rank	Name	Nation	Starting Number	Total Segment Score	Total Element Score	Total Program Component Score (factored)						Total Deductions			
1	Aurelia RAJAVER	EST	3	13.34	7.08	6.26						0.00			
#	Executed Elements	Info	Base Value	GOE	J1	J2	J3	J4	J5	J6	J7	J8	J9	Ref.	Scores of Panel
1	1S+1T		0.80	-0.05	-1	-2	-1								0.75
2	SSpB		1.10	-0.15	-2	-2	0								0.95
3	ChSq1		3.00	-0.33	0	-2	0								2.67
4	1Lo		0.50	x -0.02	-1	0	0								0.48
5	1S+1T		0.80	x -0.04	0	-2	-1								0.76
6	1Lo		0.50	x 0.00	0	0	0								0.50
7	USpB		1.00	-0.03	0	-1	0								0.97
			<b>7.70</b>												<b>7.08</b>
Program Components			Factor												
Composition			1.50	1.50	1.25	1.50							1.42		
Presentation			1.50	1.50	1.00	1.25							1.25		
Skating Skills			1.50	1.50	1.25	1.75							1.50		
<b>Judges Total Program Component Score (factored)</b>													<b>6.26</b>		
<b>Deductions:</b>												<b>0.00</b>			


Rank	Name	Nation	Starting Number	Total Segment Score	Total Element Score	Total Program Component Score (factored)						Total Deductions			
2	Anna SKIDAN	EST	2	12.70	6.57	7.13						-1.00			
#	Executed Elements	Info	Base Value	GOE	J1	J2	J3	J4	J5	J6	J7	J8	J9	Ref.	Scores of Panel
1	SSp	F	0.00	0.00	-	-	-								0.00
2	1S+1Lo		0.90	0.00	0	0	0								0.90
3	ChSq1		3.00	0.00	0	0	0								3.00
4	1Lo		0.50	x 0.00	0	0	0								0.50
5	1S		0.40	x 0.00	0	0	0								0.40
6	1T+1T		0.80	x -0.03	0	-2	0								0.77
7	USpB		1.00	0.00	0	0	0								1.00
			<b>6.60</b>												<b>6.57</b>
Program Components			Factor												
Composition			1.50	1.50	1.75	1.75							1.67		
Presentation			1.50	1.50	1.50	1.50							1.50		
Skating Skills			1.50	1.25	1.75	1.75							1.58		
<b>Judges Total Program Component Score (factored)</b>													<b>7.13</b>		
<b>Deductions:</b> Falls												-1.00 (2)			

Rank	Name	Nation	Starting Number	Total Segment Score	Total Element Score	Total Program Component Score (factored)						Total Deductions			
3	Darja SERGEJEVA	EST	1	11.41	4.54	6.87						0.00			
#	Executed Elements	Info	Base Value	GOE	J1	J2	J3	J4	J5	J6	J7	J8	J9	Ref.	Scores of Panel
1	1S		0.40	-0.08	-2	-2	-2								0.32
2	1Wz+1T		0.60	-0.04	-1	-2	0								0.56
3	USpB		1.00	-0.20	-2	-2	-2								0.80
4	ChSq1		3.00	-0.67	-2	-1	-1								2.33
5	1S		0.40	x -0.07	-1	-2	-2								0.33
6	1Wz		0.20	x 0.00	0	0	0								0.20
7	USpB*	*	0.00	0.00	-	-	-								0.00
			<b>5.60</b>												<b>4.54</b>
Program Components			Factor												
Composition			1.50	1.50	1.75	1.50							1.58		
Presentation			1.50	1.25	1.75	1.50							1.50		
Skating Skills			1.50	1.50	1.50	1.50							1.50		
<b>Judges Total Program Component Score (factored)</b>													<b>6.87</b>		
<b>Deductions:</b>												<b>0.00</b>			





Interclub Figure Skating Competition  
**Tallinn Trophy 2023**



Tallinn / EST

November 24 - 26, 2023



**JUDGES DETAILS PER SKATER**  
**PRE-CHICKS C GIRLS FREE SKATING**

Rank	Name	Nation	Starting Number	Total Segment Score	Total Element Score	Total Program Component Score (factored)						Total Deductions			
4	Emilie KULL	EST	5	11.21	5.57	5.64						0.00			
#	Executed Elements	Info	Base Value	GOE	J1	J2	J3	J4	J5	J6	J7	J8	J9	Ref.	Scores of Panel
1	1S+1T		0.80	-0.04	-2	-1	0								0.76
2	1Wz		0.20	0.00	0	0	0								0.20
3	USpB		1.00	-0.17	-2	-2	-1								0.83
4	1S+1T		0.80	-0.05	-2	-2	0								0.75
5	ChSq1		3.00	-0.17	-1	0	0								2.83
6	1Wz		0.20	x 0.00	0	0	0								0.20
7	USpB*	*	0.00	0.00	-	-	-								0.00
			<b>6.00</b>												<b>5.57</b>
Program Components			Factor												
Composition			1.50	1.25	1.25	1.50						1.33			
Presentation			1.50	1.25	0.75	1.50						1.17			
Skating Skills			1.50	1.50	1.00	1.25						1.25			
<b>Judges Total Program Component Score (factored)</b>												<b>5.64</b>			
<b>Deductions:</b>												<b>0.00</b>			

Rank	Name	Nation	Starting Number	Total Segment Score	Total Element Score	Total Program Component Score (factored)						Total Deductions			
5	Siena BROCATO	EST	4	10.87	5.97	5.40						-0.50			
#	Executed Elements	Info	Base Value	GOE	J1	J2	J3	J4	J5	J6	J7	J8	J9	Ref.	Scores of Panel
1	1S+1T		0.80	-0.03	-1	-1	0								0.77
2	1S+1T		0.80	-0.07	-1	-2	-2								0.73
3	ChSq1		3.00	-0.33	0	-1	-1								2.67
4	1Lo	x	0.50	-0.05	-2	-1	0								0.45
5	USpB		1.00	-0.13	-1	-2	-1								0.87
6	1Lo	x	0.50	-0.02	-1	0	0								0.48
7	SSp	F	0.00	0.00	-	-	-								0.00
			<b>6.60</b>												<b>5.97</b>
Program Components			Factor												
Composition			1.50	1.25	1.25	1.25						1.25			
Presentation			1.50	1.25	1.00	1.25						1.17			
Skating Skills			1.50	1.25	1.00	1.25						1.17			
<b>Judges Total Program Component Score (factored)</b>												<b>5.40</b>			
<b>Deductions:</b> Falls												-0.50 (1)			

Rank	Name	Nation	Starting Number	Total Segment Score	Total Element Score	Total Program Component Score (factored)						Total Deductions			
6	Taisia IATAROLA	EST	6	8.35	3.85	5.00						-0.50			
#	Executed Elements	Info	Base Value	GOE	J1	J2	J3	J4	J5	J6	J7	J8	J9	Ref.	Scores of Panel
1	1Lo<<	<<	0.00	0.00	-	-	-								0.00
2	SSp		0.00	0.00	-	-	-								0.00
3	1S+1T	x	0.80	-0.13	-4	-3	-3								0.67
4	ChSq1		3.00	-0.50	0	-2	-1								2.50
5	1S+1T	x	0.80	-0.12	-4	-2	-3								0.68
6	1Lo<<	<<	0.00	x 0.00	-	-	-								0.00
7	USp		0.00	0.00	-	-	-								0.00
			<b>4.60</b>												<b>3.85</b>
Program Components			Factor												
Composition			1.50	1.25	1.00	1.50						1.25			
Presentation			1.50	1.00	0.75	1.50						1.08			
Skating Skills			1.50	1.25	0.50	1.25						1.00			
<b>Judges Total Program Component Score (factored)</b>												<b>5.00</b>			
<b>Deductions:</b> Falls												-0.50 (1)			





---

**JUDGES DETAILS PER SKATER**  
**PRE-CHICKS C GIRLS FREE SKATING**

**Legend:**

<b>#</b>	Sequence number	<b>GOE</b>	Grade of Execution	<b>Jx</b>	Judges (x=1-9)	<b>Ref.</b>	Referee
<b>*</b>	Invalid element	<b>&lt;&lt;</b>	Downgraded jump	<b>x</b>	Credit for highlight distribution, base value multiplied by 1.1		
<b>F</b>	Fall						

