


Interclub Figure Skating Competition
Tallinn Trophy 2023



Tallinn / EST

November 24 - 26, 2023

JUDGES DETAILS PER SKATER
PRE-YOUNG 2011-2012 GIRLS FREE SKATING

Rank	Name	Nation	Starting Number	Total Segment Score	Total Element Score	Total Program Component Score (factored)						Total Deductions			
1	Karina SHILOVSKAYA	EST	5	22.61	9.29	13.32						0.00			
#	Executed Elements	Info	Base Value	GOE	J1	J2	J3	J4	J5	J6	J7	J8	J9	Ref.	Scores of Panel
1	1Lz		0.60	0.00	0	0	0								0.60
2	1Lo		0.50	0.02	0	0	1								0.52
3	CoSpB		1.50	0.20	1	2	1								1.70
4	1F+1T		0.90	x 0.00	0	0	0								0.90
5	ChSq1		3.00	0.17	0	1	0								3.17
6	1F+1Lo		1.00	x 0.00	0	0	0								1.00
7	CUSpB		1.50	-0.10	0	-1	-1								1.40
			9.00												9.29
Program Components			Factor												
Composition			1.70	2.25	2.75	2.75						2.58			
Presentation			1.70	2.00	3.00	2.50						2.50			
Skating Skills			1.70	2.50	2.75	3.00						2.75			
Judges Total Program Component Score (factored)												13.32			
Deductions:												0.00			


Rank	Name	Nation	Starting Number	Total Segment Score	Total Element Score	Total Program Component Score (factored)						Total Deductions			
2	Mia-Mai ARO	EST	8	21.58	8.26	13.32						0.00			
#	Executed Elements	Info	Base Value	GOE	J1	J2	J3	J4	J5	J6	J7	J8	J9	Ref.	Scores of Panel
1	1Lz		0.60	0.02	0	0	1								0.62
2	1Lz		0.60	0.00	0	0	0								0.60
3	ChSq1		3.00	0.17	1	1	-1								3.17
4	1F+1Lo		1.00	x -0.02	-1	0	0								0.98
5	CSpB		1.10	-0.33	-2	-4	-3								0.77
6	1F+1Lo		1.00	x 0.02	1	0	0								1.02
7	USpB		1.00	0.10	1	1	1								1.10
			8.30												8.26
Program Components			Factor												
Composition			1.70	2.50	3.00	2.50						2.67			
Presentation			1.70	2.25	2.75	2.75						2.58			
Skating Skills			1.70	2.50	2.75	2.50						2.58			
Judges Total Program Component Score (factored)												13.32			
Deductions:												0.00			

Rank	Name	Nation	Starting Number	Total Segment Score	Total Element Score	Total Program Component Score (factored)						Total Deductions			
3	Trishelle SAU	EST	4	20.79	8.61	12.18						0.00			
#	Executed Elements	Info	Base Value	GOE	J1	J2	J3	J4	J5	J6	J7	J8	J9	Ref.	Scores of Panel
1	CSSpBV		1.20	-0.12	-1	-1	-1								1.08
2	1Lz		0.60	-0.06	-2	-1	0								0.54
3	1F+1Lo		1.00	0.00	0	0	0								1.00
4	ChSq1		3.00	-0.17	0	-1	0								2.83
5	1Lz		0.60	x -0.04	-2	0	0								0.56
6	1F+1Lo		1.00	x 0.00	0	0	0								1.00
7	CUSpB		1.50	0.10	1	1	0								1.60
			8.90												8.61
Program Components			Factor												
Composition			1.70	2.25	2.75	2.25						2.42			
Presentation			1.70	2.25	2.75	2.25						2.42			
Skating Skills			1.70	2.25	2.50	2.25						2.33			
Judges Total Program Component Score (factored)												12.18			
Deductions:												0.00			





Interclub Figure Skating Competition
Tallinn Trophy 2023



Tallinn / EST

November 24 - 26, 2023


JUDGES DETAILS PER SKATER
PRE-YOUNG 2011-2012 GIRLS FREE SKATING

Rank	Name	Nation	Starting Number	Total Segment Score	Total Element Score	Total Program Component Score (factored)						Total Deductions			
4	Olivia Katarina KIRSIPUU	EST	11	18.80	7.75	11.05						0.00			
#	Executed Elements	Info	Base Value	GOE	J1	J2	J3	J4	J5	J6	J7	J8	J9	Ref.	Scores of Panel
1	1F+1Lo		1.00	0.00	0	0	0								1.00
2	USpB		1.00	-0.07	-1	-1	0								0.93
3	1Lz+1Lo		1.10	0.00	0	0	0								1.10
4	SSpB		1.10	-0.07	0	-1	-1								1.03
5	ChSq1		3.00	-0.33	-1	0	-1								2.67
6	1Lz!	!	0.60	x -0.08	-1	-2	-1								0.52
7	1F		0.50	x 0.00	0	0	0								0.50
			8.30												7.75
Program Components			Factor												
Composition			1.70	2.00	2.50	2.50							2.33		
Presentation			1.70	2.00	2.25	2.50							2.25		
Skating Skills			1.70	1.75	1.75	2.25							1.92		
Judges Total Program Component Score (factored)													11.05		
Deductions:												0.00			


Rank	Name	Nation	Starting Number	Total Segment Score	Total Element Score	Total Program Component Score (factored)						Total Deductions			
5	Sonja VARES	EST	2	18.69	6.86	12.33						-0.50			
#	Executed Elements	Info	Base Value	GOE	J1	J2	J3	J4	J5	J6	J7	J8	J9	Ref.	Scores of Panel
1	1F+1Lo		1.00	0.00	0	0	0								1.00
2	1F+1Lo		1.00	0.00	0	0	0								1.00
3	CCoSpB		1.70	-0.06	-1	0	0								1.64
4	ChSq1	F	3.00	-2.50	-5	-5	-5								0.50
5	CSSpB		1.60	0.00	0	0	0								1.60
6	1Lz		0.60	x -0.06	-1	-1	-1								0.54
7	1Lz		0.60	x -0.02	0	-1	0								0.58
			9.50												6.86
Program Components			Factor												
Composition			1.70	2.25	2.50	2.75							2.50		
Presentation			1.70	2.00	2.25	2.50							2.25		
Skating Skills			1.70	2.25	2.50	2.75							2.50		
Judges Total Program Component Score (factored)													12.33		
Deductions: Falls												-0.50 (1)			

Rank	Name	Nation	Starting Number	Total Segment Score	Total Element Score	Total Program Component Score (factored)						Total Deductions			
6	Milena ANISSEKOV	EST	7	18.62	7.70	10.92						0.00			
#	Executed Elements	Info	Base Value	GOE	J1	J2	J3	J4	J5	J6	J7	J8	J9	Ref.	Scores of Panel
1	1Lz+1Lo		1.10	0.00	0	0	0								1.10
2	CUSpBV		1.13	-0.49	-4	-5	-4								0.64
3	1F+1Lo		1.00	-0.03	-1	0	-1								0.97
4	1F		0.50	0.00	0	0	0								0.50
5			0.00	0.00	-	-	-								0.00
6	1Lz		0.60	x 0.00	0	0	0								0.60
7	SSpB		1.10	-0.04	0	-1	0								1.06
8	ChSq1		3.00	-0.17	0	0	-1								2.83
			8.43												7.70
Program Components			Factor												
Composition			1.70	2.00	2.00	2.50							2.17		
Presentation			1.70	1.75	1.75	2.50							2.00		
Skating Skills			1.70	1.75	2.25	2.75							2.25		
Judges Total Program Component Score (factored)													10.92		
Deductions:												0.00			





Interclub Figure Skating Competition
Tallinn Trophy 2023



Tallinn / EST

November 24 - 26, 2023


JUDGES DETAILS PER SKATER
PRE-YOUNG 2011-2012 GIRLS FREE SKATING

Rank	Name	Nation	Starting Number	Total Segment Score	Total Element Score	Total Program Component Score (factored)						Total Deductions			
7	Elenor TRUUTS	EST	6	18.39	7.47	10.92						0.00			
#	Executed Elements	Info	Base Value	GOE	J1	J2	J3	J4	J5	J6	J7	J8	J9	Ref.	Scores of Panel
1	1T+1Lo		0.90	-0.02	0	-1	0								0.88
2	SSpB		1.10	0.00	1	-1	0								1.10
3	1T		0.40	-0.01	0	-1	0								0.39
4	1F		0.50	x 0.00	0	0	0								0.50
5	ChSq1		3.00	-0.33	0	-2	0								2.67
6	1F+1Lo		1.00	x 0.00	0	0	0								1.00
7	USpB		1.00	-0.07	-1	0	-1								0.93
			7.90												7.47
Program Components				Factor											
Composition				1.70	2.25	2.25	2.25					2.25			
Presentation				1.70	2.25	2.00	2.50					2.25			
Skating Skills				1.70	2.00	1.75	2.00					1.92			
Judges Total Program Component Score (factored)												10.92			
Deductions:												0.00			


Rank	Name	Nation	Starting Number	Total Segment Score	Total Element Score	Total Program Component Score (factored)						Total Deductions			
8	Evalisa Victoria ALVEUS	EST	1	18.16	6.47	12.19						-0.50			
#	Executed Elements	Info	Base Value	GOE	J1	J2	J3	J4	J5	J6	J7	J8	J9	Ref.	Scores of Panel
1	1F+1Lo		1.00	0.02	0	0	1								1.02
2	SSp		0.00	0.00	-	-	-								0.00
3	1Lzq	F	0.60	-0.30	-5	-5	-5								0.30
4	CUSpB		1.50	-0.30	-3	-2	-1								1.20
5	1Lz		0.60	x 0.00	0	0	0								0.60
6	1F		0.50	x 0.02	0	0	1								0.52
7	ChSq1		3.00	-0.17	-1	0	0								2.83
			7.20												6.47
Program Components				Factor											
Composition				1.70	2.00	2.75	2.75					2.50			
Presentation				1.70	1.75	2.50	2.50					2.25			
Skating Skills				1.70	2.00	2.50	2.75					2.42			
Judges Total Program Component Score (factored)												12.19			
Deductions: Falls												-0.50 (1)			

Rank	Name	Nation	Starting Number	Total Segment Score	Total Element Score	Total Program Component Score (factored)						Total Deductions			
9	Mia LAANVEE	EST	10	17.73	7.10	10.63						0.00			
#	Executed Elements	Info	Base Value	GOE	J1	J2	J3	J4	J5	J6	J7	J8	J9	Ref.	Scores of Panel
1	1Lz!+1Lo	!	1.10	-0.12	-2	-2	-2								0.98
2	USpB		1.00	0.00	0	0	0								1.00
3	1F+1T<<	<<	0.50	-0.18	-4	-3	-4								0.32
4	1F		0.50	x 0.00	0	0	0								0.50
5	ChSq1		3.00	-0.50	-1	-1	-1								2.50
6	1Lo		0.50	x 0.00	0	0	0								0.50
7	CUSpB		1.50	-0.20	-1	-2	-1								1.30
			8.10												7.10
Program Components				Factor											
Composition				1.70	2.00	2.25	2.25					2.17			
Presentation				1.70	2.00	2.00	2.25					2.08			
Skating Skills				1.70	2.00	2.00	2.00					2.00			
Judges Total Program Component Score (factored)												10.63			
Deductions:												0.00			





Interclub Figure Skating Competition
Tallinn Trophy 2023



Tallinn / EST

November 24 - 26, 2023

JUDGES DETAILS PER SKATER
PRE-YOUNG 2011-2012 GIRLS FREE SKATING

Rank	Name	Nation	Starting Number	Total Segment Score	Total Element Score	Total Program Component Score (factored)						Total Deductions			
10	Marta MUST	EST	3	17.11	6.76	10.35						0.00			
#	Executed Elements	Info	Base Value	GOE	J1	J2	J3	J4	J5	J6	J7	J8	J9	Ref.	Scores of Panel
1	1Lz+1Lo		1.10	0.00	0	0	0								1.10
2	1F+1Lo		1.00	-0.05	-1	-1	-1								0.95
3	SSpB		1.10	-0.26	-4	-1	-2								0.84
4	1Lz	x	0.60	0.00	0	0	0								0.60
5	USpB		1.00	-0.23	-3	-2	-2								0.77
6	ChSq1		3.00	-1.00	-3	-2	-1								2.00
7	1F	x	0.50	0.00	0	0	0								0.50
			8.30												6.76
Program Components				Factor											
Composition				1.70	2.00	2.25	2.25					2.17			
Presentation				1.70	1.75	2.00	2.25					2.00			
Skating Skills				1.70	1.75	2.00	2.00					1.92			
Judges Total Program Component Score (factored)												10.35			
Deductions:												0.00			

Rank	Name	Nation	Starting Number	Total Segment Score	Total Element Score	Total Program Component Score (factored)						Total Deductions			
11	Elis VÄLI	EST	9	15.79	6.01	9.78						0.00			
#	Executed Elements	Info	Base Value	GOE	J1	J2	J3	J4	J5	J6	J7	J8	J9	Ref.	Scores of Panel
1	1Lz!+1Lo	!	1.10	-0.14	-3	-2	-2								0.96
2	1Lz!	!	0.60	-0.14	-2	-3	-2								0.46
3	SSp		0.00	0.00	-	-	-								0.00
4	1F+1Lo	x	1.00	-0.07	-2	-1	-1								0.93
5	CUSpBV		1.13	-0.27	-3	-2	-2								0.86
6	ChSq1		3.00	-0.67	-1	-2	-1								2.33
7	1F	x	0.50	-0.03	-2	0	0								0.47
			7.33												6.01
Program Components				Factor											
Composition				1.70	1.75	2.00	2.25					2.00			
Presentation				1.70	2.00	1.75	2.25					2.00			
Skating Skills				1.70	1.50	1.75	2.00					1.75			
Judges Total Program Component Score (factored)												9.78			
Deductions:												0.00			

Legend:							
#	Sequence number	GOE	Grade of Execution	Jx	Judges (x=1-9)	Ref.	Referee
<<	Downgraded jump	x	Credit for highlight distribution, base value multiplied by 1.1			!	Not clear edge
F	Fall	q	Jump landed on the quarter				

