



Interclub Figure Skating Competition
Tallinn Trophy 2023



Tallinn / EST

November 24 - 26, 2023

JUDGES DETAILS PER SKATER
SPRINGS B GIRLS FREE SKATING

Rank	Name	Nation	Starting Number	Total Segment Score	Total Element Score	Total Program Component Score (factored)						Total Deductions			
1	Valerija KIREMISHINA	LAT	11	34.55	16.16	18.39						0.00			
#	Executed Elements	Info	Base Value	GOE	J1	J2	J3	J4	J5	J6	J7	J8	J9	Ref.	Scores of Panel
1	2Lo+1A+SEQ		2.80	0.23	1	1	2								3.03
2	2S		1.30	0.09	1	0	1								1.39
3	CSSp2		2.30	0.46	3	1	2								2.76
4	2Lo	x	1.70	-0.06	-1	0	0								1.64
5	1A+1Lo	x	1.60	0.11	1	1	1								1.71
6	ChSq1		3.00	0.50	2	1	0								3.50
7	CCoSp2V		1.88	0.25	2	0	2								2.13
			14.58												16.16
Program Components			Factor												
Composition			1.67	3.75	3.75	3.50							3.67		
Presentation			1.67	3.75	3.75	3.50							3.67		
Skating Skills			1.67	3.50	3.75	3.75							3.67		
Judges Total Program Component Score (factored)														18.39	
Deductions:											0.00				


Rank	Name	Nation	Starting Number	Total Segment Score	Total Element Score	Total Program Component Score (factored)						Total Deductions			
2	Taissia STSHASTNAJA	EST	16	30.17	13.75	16.42						0.00			
#	Executed Elements	Info	Base Value	GOE	J1	J2	J3	J4	J5	J6	J7	J8	J9	Ref.	Scores of Panel
1	1A+1A+SEQ		2.20	0.22	2	2	2								2.42
2	2S+2Tq	q	2.60	-0.22	-2	-2	-1								2.38
3	2S		1.30	0.00	0	0	0								1.30
4	SSp2		1.60	0.05	1	0	0								1.65
5	2T	x	1.30	0.00	0	0	0								1.30
6	CCoSp1		2.00	-0.47	-2	-3	-2								1.53
7	ChSq1		3.00	0.17	1	0	0								3.17
			14.00												13.75
Program Components			Factor												
Composition			1.67	3.50	3.25	3.00							3.25		
Presentation			1.67	3.75	3.25	3.00							3.33		
Skating Skills			1.67	3.50	3.00	3.25							3.25		
Judges Total Program Component Score (factored)														16.42	
Deductions:											0.00				

Rank	Name	Nation	Starting Number	Total Segment Score	Total Element Score	Total Program Component Score (factored)						Total Deductions			
3	Adriana GNUTENKO	EST	13	30.14	14.14	16.00						0.00			
#	Executed Elements	Info	Base Value	GOE	J1	J2	J3	J4	J5	J6	J7	J8	J9	Ref.	Scores of Panel
1	ChSq1		3.00	0.50	1	1	1								3.50
2	2S+2Tq	q	2.60	-0.26	-2	-2	-2								2.34
3	1A+2Tq	q	2.40	-0.26	-2	-2	-2								2.14
4	2S	x	1.30	0.00	0	0	0								1.30
5	CCoSp2		2.50	-0.33	-1	-1	-2								2.17
6	1A	x	1.10	0.04	0	0	1								1.14
7	SSp2		1.60	-0.05	0	0	-1								1.55
			14.50												14.14
Program Components			Factor												
Composition			1.67	3.25	3.25	3.25							3.25		
Presentation			1.67	3.50	3.00	3.25							3.25		
Skating Skills			1.67	3.25	3.00	3.00							3.08		
Judges Total Program Component Score (factored)														16.00	
Deductions:											0.00				





Interclub Figure Skating Competition
Tallinn Trophy 2023



Tallinn / EST

November 24 - 26, 2023


JUDGES DETAILS PER SKATER
SPRINGS B GIRLS FREE SKATING

Rank	Name	Nation	Starting Number	Total Segment Score	Total Element Score	Total Program Component Score (factored)						Total Deductions			
4	Emilija BRIKENA	LAT	14	29.53	13.80	15.73						0.00			
#	Executed Elements	Info	Base Value	GOE	J1	J2	J3	J4	J5	J6	J7	J8	J9	Ref.	Scores of Panel
1	2S+1A+SEQ		2.40	0.09	1	0	1								2.49
2	1A+1Lo		1.60	0.00	0	0	0								1.60
3	CSSp1		1.90	0.06	0	0	1								1.96
4	2Tq	q	1.30	x -0.26	-2	-2	-2								1.04
5	2S		1.30	x 0.04	1	0	0								1.34
6	ChSq1		3.00	0.17	1	0	0								3.17
7	CCoSp1		2.00	0.20	1	1	1								2.20
			13.50												13.80
Program Components			Factor												
Composition			1.67	3.25	3.00	3.25							3.17		
Presentation			1.67	3.25	3.25	3.25							3.25		
Skating Skills			1.67	3.00	3.00	3.00							3.00		
Judges Total Program Component Score (factored)															15.73
Deductions:												0.00			


Rank	Name	Nation	Starting Number	Total Segment Score	Total Element Score	Total Program Component Score (factored)						Total Deductions			
5	Veronika KLOK	EST	6	29.32	14.79	15.03						-0.50			
#	Executed Elements	Info	Base Value	GOE	J1	J2	J3	J4	J5	J6	J7	J8	J9	Ref.	Scores of Panel
1	1A+2Lo<	<	2.46	-0.41	-3	-3	-3								2.05
2	2Lo+1A+SEQ		2.80	0.00	0	1	-1								2.80
3	2S	F	1.30	x -0.65	-5	-5	-5								0.65
4	CCoSp2		2.50	0.00	1	-1	0								2.50
5	ChSq1		3.00	0.00	1	-1	0								3.00
6	2S		1.30	x 0.04	0	1	0								1.34
7	CSSp2		2.30	0.15	1	0	1								2.45
			15.66												14.79
Program Components			Factor												
Composition			1.67	2.75	3.00	2.75							2.83		
Presentation			1.67	3.25	3.25	3.00							3.17		
Skating Skills			1.67	3.00	3.00	3.00							3.00		
Judges Total Program Component Score (factored)															15.03
Deductions: Falls												-0.50 (1)			

Rank	Name	Nation	Starting Number	Total Segment Score	Total Element Score	Total Program Component Score (factored)						Total Deductions			
6	Sofia ERLI	EST	15	29.23	14.48	14.75						0.00			
#	Executed Elements	Info	Base Value	GOE	J1	J2	J3	J4	J5	J6	J7	J8	J9	Ref.	Scores of Panel
1	2S+1A+SEQ		2.40	0.09	1	1	0								2.49
2	1A+2Lo		2.80	0.00	0	0	0								2.80
3	ChSq1		3.00	-0.17	0	0	-1								2.83
4	CCoSp1		2.00	0.07	1	0	0								2.07
5	2Loq	q	1.70	x -0.34	-2	-2	-2								1.36
6	2S		1.30	x 0.13	1	1	1								1.43
7	CSSp2V		1.73	-0.23	-2	-2	0								1.50
			14.93												14.48
Program Components			Factor												
Composition			1.67	3.00	3.00	2.75							2.92		
Presentation			1.67	3.00	3.25	3.00							3.08		
Skating Skills			1.67	2.75	3.00	2.75							2.83		
Judges Total Program Component Score (factored)															14.75
Deductions:												0.00			





Interclub Figure Skating Competition
Tallinn Trophy 2023



Tallinn / EST

November 24 - 26, 2023


JUDGES DETAILS PER SKATER
SPRINGS B GIRLS FREE SKATING

Rank	Name	Nation	Starting Number	Total Segment Score	Total Element Score	Total Program Component Score (factored)						Total Deductions			
7	Tatiana IZYUMNIKOVA	EST	2	29.16	12.60	16.56						0.00			
#	Executed Elements	Info	Base Value	GOE	J1	J2	J3	J4	J5	J6	J7	J8	J9	Ref.	Scores of Panel
1	2S+2Lo<<	<<	1.80	-0.48	-4	-4	-3								1.32
2	2Lo<	<	1.36	-0.27	-2	-2	-2								1.09
3	CCoSp2		2.50	-0.25	-1	-1	-1								2.25
4	ChSq1		3.00	0.00	0	0	0								3.00
5	2S+1A+SEQ	x	2.40	0.00	0	0	0								2.40
6	FCSSp1		1.90	-0.13	0	-1	-1								1.77
7	1A	x	1.10	-0.33	-3	-3	-3								0.77
			14.06												12.60
Program Components			Factor												
Composition			1.67	3.25	3.75	3.00						3.33			
Presentation			1.67	3.25	3.75	3.25						3.42			
Skating Skills			1.67	3.00	3.50	3.00						3.17			
Judges Total Program Component Score (factored)												16.56			
Deductions:												0.00			


Rank	Name	Nation	Starting Number	Total Segment Score	Total Element Score	Total Program Component Score (factored)						Total Deductions			
8	Nora TALVING	EST	19	29.01	14.11	14.90						0.00			
#	Executed Elements	Info	Base Value	GOE	J1	J2	J3	J4	J5	J6	J7	J8	J9	Ref.	Scores of Panel
1	1A+2Loq	q	2.80	-0.34	-2	-2	-2								2.46
2	2S		1.30	-0.09	-1	-1	0								1.21
3	CSSp1		1.90	0.13	1	0	1								2.03
4	2Lo<+1A+SEQ	<	2.46	-0.27	-2	-2	-2								2.19
5	ChSq1		3.00	-0.33	-1	-1	0								2.67
6	2S	x	1.30	0.00	0	0	0								1.30
7	CCoSp2		2.50	-0.25	-1	0	-2								2.25
			15.26												14.11
Program Components			Factor												
Composition			1.67	3.50	2.75	3.00						3.08			
Presentation			1.67	3.25	2.75	2.75						2.92			
Skating Skills			1.67	3.00	2.75	3.00						2.92			
Judges Total Program Component Score (factored)												14.90			
Deductions:												0.00			

Rank	Name	Nation	Starting Number	Total Segment Score	Total Element Score	Total Program Component Score (factored)						Total Deductions			
9	Lilly Felicity SAAL	EST	10	27.76	12.83	16.43						-1.50			
#	Executed Elements	Info	Base Value	GOE	J1	J2	J3	J4	J5	J6	J7	J8	J9	Ref.	Scores of Panel
1	1A		1.10	0.11	1	1	1								1.21
2	2Lo<	F	1.36	-0.68	-5	-5	-5								0.68
3	2S<+1Lo	<	1.54	-0.28	-3	-2	-3								1.26
4	CSSp2		2.30	0.23	1	1	1								2.53
5	2Loq+1A+SEQ	F	2.80	-0.85	-5	-5	-5								1.95
6	CCoSp1		2.00	0.20	1	1	1								2.20
7	ChSq1		3.00	0.00	0	0	0								3.00
			14.10												12.83
Program Components			Factor												
Composition			1.67	3.25	3.50	3.00						3.25			
Presentation			1.67	3.50	3.75	3.00						3.42			
Skating Skills			1.67	3.00	3.25	3.25						3.17			
Judges Total Program Component Score (factored)												16.43			
Deductions:												-1.50			
Time violation				-0.50	Falls			-1.00 (2)							





Interclub Figure Skating Competition
Tallinn Trophy 2023



Tallinn / EST

November 24 - 26, 2023


JUDGES DETAILS PER SKATER
SPRINGS B GIRLS FREE SKATING

Rank	Name	Nation	Starting Number	Total Segment Score	Total Element Score	Total Program Component Score (factored)						Total Deductions			
10	Miloria NÕOMAA	EST	17	27.43	12.12	15.31						0.00			
#	Executed Elements	Info	Base Value	GOE	J1	J2	J3	J4	J5	J6	J7	J8	J9	Ref.	Scores of Panel
1	1A+2T<	<	2.14	-0.26	-2	-3	-2								1.88
2	2S		1.30	0.00	0	0	0								1.30
3	2Sq+2T<	<	2.34	-0.43	-2	-4	-4								1.91
4	SSp2		1.60	0.16	2	0	1								1.76
5	1A	x	1.10	0.07	1	0	1								1.17
6	CoSp1V		1.28	-0.51	-4	-5	-3								0.77
7	ChSq1		3.00	0.33	1	0	1								3.33
			12.76												12.12
Program Components				Factor											
Composition				1.67	3.25	2.75	3.00					3.00			
Presentation				1.67	3.50	2.75	3.25					3.17			
Skating Skills				1.67	3.25	2.75	3.00					3.00			
Judges Total Program Component Score (factored)												15.31			
Deductions:												0.00			


Rank	Name	Nation	Starting Number	Total Segment Score	Total Element Score	Total Program Component Score (factored)						Total Deductions			
11	Anna REZOVA	EST	1	25.96	12.18	13.78						0.00			
#	Executed Elements	Info	Base Value	GOE	J1	J2	J3	J4	J5	J6	J7	J8	J9	Ref.	Scores of Panel
1	2S<+1A+SEQ	<	2.14	-0.26	-2	-3	-2								1.88
2	1Lo+2Lo<<	<<	1.00	-0.18	-4	-3	-4								0.82
3	CCoSp2		2.50	0.00	0	0	0								2.50
4	2S<	<	1.04	-0.21	-2	-2	-2								0.83
5	ChSq1		3.00	-0.17	0	0	-1								2.83
6	1A	x	1.10	0.00	0	0	0								1.10
7	CSSp2		2.30	-0.08	-1	0	0								2.22
			13.08												12.18
Program Components				Factor											
Composition				1.67	2.50	3.00	2.50					2.67			
Presentation				1.67	3.00	2.75	2.75					2.83			
Skating Skills				1.67	2.75	2.75	2.75					2.75			
Judges Total Program Component Score (factored)												13.78			
Deductions:												0.00			

Rank	Name	Nation	Starting Number	Total Segment Score	Total Element Score	Total Program Component Score (factored)						Total Deductions			
12	Karina NESTSETKINA	EST	12	25.78	12.70	13.08						0.00			
#	Executed Elements	Info	Base Value	GOE	J1	J2	J3	J4	J5	J6	J7	J8	J9	Ref.	Scores of Panel
1	2Loq	q	1.70	-0.68	-5	-2	-5								1.02
2	1A+2Lo<	<	2.46	-0.36	-3	-2	-3								2.10
3	CSSpB		1.60	0.00	0	0	0								1.60
4	2S+1A+SEQ	x	2.40	-0.26	-3	-2	-1								2.14
5	2S	x	1.30	-0.30	-2	-2	-3								1.00
6	ChSq1		3.00	-0.83	-2	-1	-2								2.17
7	CCoSp2		2.50	0.17	0	1	1								2.67
			14.96												12.70
Program Components				Factor											
Composition				1.67	2.50	2.75	2.75					2.67			
Presentation				1.67	2.50	2.75	2.50					2.58			
Skating Skills				1.67	2.50	2.50	2.75					2.58			
Judges Total Program Component Score (factored)												13.08			
Deductions:												0.00			





Interclub Figure Skating Competition
Tallinn Trophy 2023



Tallinn / EST

November 24 - 26, 2023


JUDGES DETAILS PER SKATER
SPRINGS B GIRLS FREE SKATING

Rank	Name	Nation	Starting Number	Total Segment Score	Total Element Score	Total Program Component Score (factored)						Total Deductions			
13	Camilla AAN	EST	3	24.76	10.91	14.35						-0.50			
#	Executed Elements	Info	Base Value	GOE	J1	J2	J3	J4	J5	J6	J7	J8	J9	Ref.	Scores of Panel
1	1A		1.10	-0.22	-2	-2	-2								0.88
2	1Lz+1Lo		1.10	0.00	0	0	0								1.10
3	CCoSp1		2.00	0.07	1	0	0								2.07
4	1Lz+1Lo		1.10	x 0.04	1	1	0								1.14
5	1A	F	1.10	x -0.55	-5	-5	-5								0.55
6	ChSq1		3.00	0.33	1	0	1								3.33
7	CSSp1		1.90	-0.06	0	-1	0								1.84
			11.30												10.91
Program Components				Factor											
Composition				1.67	2.75	3.25	2.75					2.92			
Presentation				1.67	2.75	3.25	3.00					3.00			
Skating Skills				1.67	2.50	2.75	2.75					2.67			
Judges Total Program Component Score (factored)													14.35		
Deductions:			Falls	-0.50	(1)							-0.50			


Rank	Name	Nation	Starting Number	Total Segment Score	Total Element Score	Total Program Component Score (factored)						Total Deductions			
14	Karina KARSAKOVA	EST	5	24.04	9.93	14.61						-0.50			
#	Executed Elements	Info	Base Value	GOE	J1	J2	J3	J4	J5	J6	J7	J8	J9	Ref.	Scores of Panel
1	1Lz+1A+SEQ		1.70	-0.18	-2	-1	-2								1.52
2	1A+1T		1.50	0.00	0	0	0								1.50
3	2Lo<	<	1.36	-0.45	-4	-3	-3								0.91
4	CCoSp2		2.50	-0.08	-1	0	0								2.42
5	ChSq1		3.00	-0.33	-1	0	-1								2.67
6	2Sq	q	1.30	x -0.39	-3	-3	-3								0.91
7	SSp	F	0.00	0.00	-	-	-								0.00
			11.36												9.93
Program Components				Factor											
Composition				1.67	2.75	3.00	2.50					2.75			
Presentation				1.67	3.00	3.50	2.75					3.08			
Skating Skills				1.67	2.75	3.00	3.00					2.92			
Judges Total Program Component Score (factored)													14.61		
Deductions:			Falls	-0.50	(1)							-0.50			

Rank	Name	Nation	Starting Number	Total Segment Score	Total Element Score	Total Program Component Score (factored)						Total Deductions			
15	Õnneliis LUKA	EST	9	23.81	10.45	13.36						0.00			
#	Executed Elements	Info	Base Value	GOE	J1	J2	J3	J4	J5	J6	J7	J8	J9	Ref.	Scores of Panel
1	1A+1Lo		1.60	0.00	0	0	0								1.60
2	SSp2		1.60	0.11	1	0	1								1.71
3	1Lz+1A+SEQ		1.70	-0.15	-2	-1	-1								1.55
4	1F		0.50	0.00	0	0	0								0.50
5	CCoSp1		2.00	-0.20	0	-2	-1								1.80
6	1Lz	x	0.60	0.02	1	0	0								0.62
7	ChSq1		3.00	-0.33	0	-1	-1								2.67
			11.00												10.45
Program Components				Factor											
Composition				1.67	2.50	2.75	2.75					2.67			
Presentation				1.67	2.75	2.75	2.75					2.75			
Skating Skills				1.67	2.50	2.50	2.75					2.58			
Judges Total Program Component Score (factored)													13.36		
Deductions:															0.00





Interclub Figure Skating Competition
Tallinn Trophy 2023



Tallinn / EST

November 24 - 26, 2023



JUDGES DETAILS PER SKATER
SPRINGS B GIRLS FREE SKATING

Rank	Name	Nation	Starting Number	Total Segment Score	Total Element Score	Total Program Component Score (factored)						Total Deductions			
16	Stella Mae TOMBAK	EST	18	23.56	10.48	13.08						0.00			
#	Executed Elements	Info	Base Value	GOE	J1	J2	J3	J4	J5	J6	J7	J8	J9	Ref.	Scores of Panel
1	1F+1Lo		1.00	0.00	0	0	0								1.00
2	CCoSp1V		1.50	-0.25	-1	-2	-2								1.25
3	1A	x	1.10	0.00	0	0	0								1.10
4	1F+1Lo	x	1.00	0.00	0	0	0								1.00
5	ChSq1		3.00	0.17	1	0	0								3.17
6	CSSp1		1.90	0.00	0	0	0								1.90
7	1A	x	1.10	-0.04	0	-1	0								1.06
			10.60												10.48
Program Components			Factor												
Composition			1.67	2.50	2.50	2.50							2.50		
Presentation			1.67	2.75	2.75	2.75							2.75		
Skating Skills			1.67	2.75	2.50	2.50							2.58		
Judges Total Program Component Score (factored)									13.08						
Deductions:											0.00				

Rank	Name	Nation	Starting Number	Total Segment Score	Total Element Score	Total Program Component Score (factored)						Total Deductions			
17	Marie VAHAR	EST	7	22.68	8.89	13.79						0.00			
#	Executed Elements	Info	Base Value	GOE	J1	J2	J3	J4	J5	J6	J7	J8	J9	Ref.	Scores of Panel
1	1A+1Lo		1.60	0.00	0	0	0								1.60
2	1F+1Lo		1.00	0.02	0	0	1								1.02
3	ChSq1		3.00	-0.17	0	-1	0								2.83
4	CCoSp		0.00	0.00	-	-	-								0.00
5	2S	x	1.30	-0.22	-2	-2	-1								1.08
6	CSSpB		1.60	-0.16	0	-1	-2								1.44
7	1A	x	1.10	-0.18	-2	-2	-1								0.92
			9.60												8.89
Program Components			Factor												
Composition			1.67	2.50	3.00	3.25							2.92		
Presentation			1.67	2.75	2.75	3.00							2.83		
Skating Skills			1.67	2.25	2.50	2.75							2.50		
Judges Total Program Component Score (factored)									13.79						
Deductions:											0.00				

Rank	Name	Nation	Starting Number	Total Segment Score	Total Element Score	Total Program Component Score (factored)						Total Deductions			
18	Karina BERG	EST	20	22.44	9.86	13.08						-0.50			
#	Executed Elements	Info	Base Value	GOE	J1	J2	J3	J4	J5	J6	J7	J8	J9	Ref.	Scores of Panel
1	2S		1.30	-0.13	-1	-1	-1								1.17
2	2S<	<	1.04	-0.42	-4	-4	-4								0.62
3	CCoSp1V		1.50	-0.10	1	-1	-2								1.40
4	1A+1Lo	x	1.60	-0.15	-2	-1	-1								1.45
5	1A	x	1.10	-0.26	-2	-3	-2								0.84
6	ChSq1		3.00	-1.00	-1	-2	-3								2.00
7	CSSp2		2.30	0.08	1	1	-1								2.38
			11.84												9.86
Program Components			Factor												
Composition			1.67	2.75	2.50	2.50							2.58		
Presentation			1.67	2.50	2.75	2.75							2.67		
Skating Skills			1.67	2.75	2.50	2.50							2.58		
Judges Total Program Component Score (factored)									13.08						
Deductions:											Time violation	-0.50			





JUDGES DETAILS PER SKATER
SPRINGS B GIRLS FREE SKATING

Rank	Name	Nation	Starting Number	Total Segment Score	Total Element Score	Total Program Component Score (factored)						Total Deductions			
19	Isabel Elysia VESILIND	EST	4	21.58	8.95	13.63						-1.00			
#	Executed Elements	Info	Base Value	GOE	J1	J2	J3	J4	J5	J6	J7	J8	J9	Ref.	Scores of Panel
1	2Sq+1Lo	q	1.80	-0.39	-3	-3	-3								1.41
2	CCoSp1V		1.50	-0.10	0	-1	-1								1.40
3	1A		1.10	0.04	0	0	1								1.14
4	SSp2		1.60	0.00	0	0	0								1.60
5	2S+1Lo		1.80	x -0.04	-1	0	0								1.76
6	1A	x	1.10	x 0.04	0	0	1								1.14
7	ChSq1	F	3.00	-2.50	-5	-5	-5								0.50
			11.90												8.95
Program Components				Factor											
Composition				1.67	2.75	2.75	2.75							2.75	
Presentation				1.67	2.75	3.00	2.75							2.83	
Skating Skills				1.67	2.75	2.25	2.75							2.58	
Judges Total Program Component Score (factored)													13.63		
Deductions:		Falls	-1.00 (2)										-1.00		

Rank	Name	Nation	Starting Number	Total Segment Score	Total Element Score	Total Program Component Score (factored)						Total Deductions			
20	Polina FEDULOVA	EST	8	17.41	5.93	11.98						-0.50			
#	Executed Elements	Info	Base Value	GOE	J1	J2	J3	J4	J5	J6	J7	J8	J9	Ref.	Scores of Panel
1	2Lo<<	F	0.50	-0.25	-5	-5	-5								0.25
2	2S<<	<<	0.40	-0.20	-5	-5	-5								0.20
3	CSSp2		2.30	-0.31	-2	0	-2								1.99
4	1T	x	0.40	x -0.09	-1	-5	-1								0.31
5	1A	x	1.10	x 0.00	0	0	0								1.10
6	ChSq		0.00	0.00	-	-	-								0.00
7	1Lz*	*	0.00	x 0.00	-	-	-								0.00
8	CCoSp2		2.50	-0.42	-1	-2	-2								2.08
			7.20												5.93
Program Components				Factor											
Composition				1.67	2.25	2.50	2.50							2.42	
Presentation				1.67	2.50	2.25	2.75							2.50	
Skating Skills				1.67	2.25	2.00	2.50							2.25	
Judges Total Program Component Score (factored)													11.98		
Deductions:		Falls	-0.50 (1)										-0.50		

Legend:							
#	Sequence number	GOE	Grade of Execution	Jx	Judges (x=1-9)	Ref.	Referee
*	Invalid element	<	Under-rotated jump	<<	Downgraded jump		
x	Credit for highlight distribution, base value multiplied by 1.1	F	Fall	F	Fall	q	Jump landed on the quarter

