

JUDGES DETAILS PER SKATER
JUNIOR WOMEN FREE SKATING

| Rank | Name | Nation | Starting Number | Total Segment Score | Total Element Score | Total Program Component Score (factored) | Total Deductions |
|------|---------------|--------|-----------------|---------------------|---------------------|--|------------------|
| 1 | lida KARHUNEN | FIN | 20 | 112.81 | 64.51 | 48.30 | 0.00 |

| # | Executed Elements | Info | Base Value | GOE | J1 | J2 | J3 | J4 | J5 | J6 | J7 | J8 | J9 | Ref. | Scores of Panel |
|--|-------------------|------|---------------|--------|------|------|------|------|----|----|----|----|--------------|------|-----------------|
| 1 | 3F+3Tq | q | 9.50 | -0.18 | -2 | 0 | 0 | -1 | 0 | | | | | | 9.32 |
| 2 | 2A | | 3.30 | 0.44 | 1 | 2 | 2 | 0 | 1 | | | | | | 3.74 |
| 3 | 3Lz | | 5.90 | 0.98 | 1 | 2 | 1 | 2 | 2 | | | | | | 6.88 |
| 4 | CCoSp4 | | 3.50 | 0.82 | 1 | 3 | 2 | 2 | 3 | | | | | | 4.32 |
| 5 | 3Lz+2T+2Lo | | 8.90 | 0.59 | 0 | 1 | 1 | 1 | 1 | | | | | | 9.49 |
| 6 | ChSq1 | | 3.00 | 1.00 | 1 | 2 | 2 | 3 | 2 | | | | | | 4.00 |
| 7 | 3F | | 5.83 | x 0.71 | 0 | 2 | 2 | 1 | 1 | | | | | | 6.54 |
| 8 | 3Lo+2A+SEQ | | 9.02 | x 0.49 | 0 | 1 | 2 | 1 | 1 | | | | | | 9.51 |
| 9 | 3S | | 4.73 | x 0.29 | 0 | 1 | 1 | 0 | 2 | | | | | | 5.02 |
| 10 | FSSp2 | | 2.30 | 0.15 | 0 | 1 | 1 | 2 | 0 | | | | | | 2.45 |
| 11 | LSp4 | | 2.70 | 0.54 | 1 | 2 | 2 | 2 | 3 | | | | | | 3.24 |
| | | | 58.68 | | | | | | | | | | | | 64.51 |
| Program Components | | | Factor | | | | | | | | | | | | |
| Composition | | | 2.67 | 5.75 | 5.75 | 6.25 | 6.50 | 6.50 | | | | | | | 6.17 |
| Presentation | | | 2.67 | 5.50 | 6.00 | 5.75 | 6.25 | 6.50 | | | | | | | 6.00 |
| Skating Skills | | | 2.67 | 5.75 | 6.00 | 5.75 | 6.00 | 6.25 | | | | | | | 5.92 |
| Judges Total Program Component Score (factored) | | | | | | | | | | | | | 48.30 | | |

Deductions:

0.00



| Rank | Name | Nation | Starting Number | Total Segment Score | Total Element Score | Total Program Component Score (factored) | Total Deductions |
|------|-------------------|--------|-----------------|---------------------|---------------------|--|------------------|
| 2 | Nataly LANGERBAUR | EST | 28 | 98.46 | 48.85 | 49.61 | 0.00 |

| # | Executed Elements | Info | Base Value | GOE | J1 | J2 | J3 | J4 | J5 | J6 | J7 | J8 | J9 | Ref. | Scores of Panel |
|--|-------------------|------|---------------|---------|------|------|------|------|----|----|----|----|--------------|------|-----------------|
| 1 | 3Lo | | 4.90 | 1.31 | 2 | 3 | 3 | 2 | 3 | | | | | | 6.21 |
| 2 | 3F | | 5.30 | 0.00 | 0 | 0 | 0 | 0 | -1 | | | | | | 5.30 |
| 3 | 3Lo+2A+SEQ | | 8.20 | 0.82 | 0 | 1 | 2 | 2 | 2 | | | | | | 9.02 |
| 4 | 3Fq+2T< | < | 6.34 | -2.30 | -4 | -4 | -5 | -4 | -5 | | | | | | 4.04 |
| 5 | SSp4 | | 2.50 | 0.42 | 1 | 2 | 2 | 2 | 1 | | | | | | 2.92 |
| 6 | ChSq1 | | 3.00 | 1.17 | 2 | 2 | 3 | 3 | 2 | | | | | | 4.17 |
| 7 | 3Lz< | < | 5.19 | x -0.78 | -2 | -2 | -3 | -1 | -1 | | | | | | 4.41 |
| 8 | 2S | | 1.43 | x -0.04 | -1 | -1 | 0 | 0 | 0 | | | | | | 1.39 |
| 9 | 2A+1Eu<<+2F< | << | 5.21 | x -1.65 | -5 | -5 | -5 | -5 | -5 | | | | | | 3.56 |
| 10 | FCSp4 | | 3.20 | 0.43 | 0 | 1 | 1 | 2 | 2 | | | | | | 3.63 |
| 11 | CCoSp4 | | 3.50 | 0.70 | 1 | 2 | 2 | 2 | 2 | | | | | | 4.20 |
| | | | 48.77 | | | | | | | | | | | | 48.85 |
| Program Components | | | Factor | | | | | | | | | | | | |
| Composition | | | 2.67 | 6.00 | 6.00 | 6.00 | 6.50 | 6.25 | | | | | | | 6.08 |
| Presentation | | | 2.67 | 5.75 | 5.75 | 5.75 | 6.50 | 6.50 | | | | | | | 6.00 |
| Skating Skills | | | 2.67 | 6.25 | 6.50 | 6.25 | 6.75 | 6.75 | | | | | | | 6.50 |
| Judges Total Program Component Score (factored) | | | | | | | | | | | | | 49.61 | | |

Deductions:

0.00





JUDGES DETAILS PER SKATER
JUNIOR WOMEN FREE SKATING

| Rank | Name | Nation | Starting Number | Total Segment Score | Total Element Score | Total Program Component Score (factored) | Total Deductions |
|------|-------------|--------|-----------------|---------------------|---------------------|--|------------------|
| 3 | Petra LAHTI | FIN | 26 | 97.71 | 48.78 | 48.93 | 0.00 |

| # | Executed Elements | Info | Base Value | GOE | J1 | J2 | J3 | J4 | J5 | J6 | J7 | J8 | J9 | Ref. | Scores of Panel | |
|--|-------------------|------|---------------|---------|------|------|------|------|------|----|----|----|--------------|------|-----------------|------|
| 1 | 3S+3T | | 8.50 | 1.00 | 1 | 4 | 3 | 2 | 2 | | | | | | 9.50 | |
| 2 | 3Lzeq+1Eu+2S | e | 6.52 | -1.89 | -4 | -4 | -5 | -4 | -4 | | | | | | 4.63 | |
| 3 | 2A | | 3.30 | 0.55 | 1 | 2 | 2 | 1 | 2 | | | | | | 3.85 | |
| 4 | 3F< | < | 4.24 | -0.42 | -2 | -1 | -1 | -1 | -1 | | | | | | 3.82 | |
| 5 | LSp3 | | 2.40 | 0.32 | 0 | 2 | 2 | 1 | 1 | | | | | | 2.72 | |
| 6 | 2Lo+2T | | 3.30 | 0.00 | 0 | 0 | 1 | 0 | 0 | | | | | | 3.30 | |
| 7 | 3Lo< | < | 4.31 | x -0.39 | -1 | -1 | -1 | -2 | -1 | | | | | | 3.92 | |
| 8 | FCSp3 | | 2.80 | 0.47 | 1 | 2 | 2 | 2 | 1 | | | | | | 3.27 | |
| 9 | ChSq1 | | 3.00 | 1.50 | 1 | 3 | 3 | 3 | 3 | | | | | | 4.50 | |
| 10 | 3S | | 4.73 | x 0.57 | 0 | 2 | 1 | 1 | 3 | | | | | | 5.30 | |
| 11 | CCoSp4 | | 3.50 | 0.47 | 0 | 1 | 2 | 1 | 2 | | | | | | 3.97 | |
| | | | 46.60 | | | | | | | | | | | | 48.78 | |
| Program Components | | | Factor | | | | | | | | | | | | | |
| Composition | | | 2.67 | 5.25 | 6.25 | 5.75 | 6.25 | 6.25 | 6.25 | | | | | | | 6.08 |
| Presentation | | | 2.67 | 5.50 | 6.50 | 6.00 | 6.25 | 6.25 | | | | | | | 6.17 | |
| Skating Skills | | | 2.67 | 5.75 | 6.25 | 5.50 | 6.25 | 6.50 | | | | | | | 6.08 | |
| Judges Total Program Component Score (factored) | | | | | | | | | | | | | 48.93 | | | |

Deductions:

0.00

| Rank | Name | Nation | Starting Number | Total Segment Score | Total Element Score | Total Program Component Score (factored) | Total Deductions |
|------|---------------|--------|-----------------|---------------------|---------------------|--|------------------|
| 4 | Chiara SCHÖLL | SUI | 15 | 97.43 | 53.70 | 44.73 | -1.00 |



| # | Executed Elements | Info | Base Value | GOE | J1 | J2 | J3 | J4 | J5 | J6 | J7 | J8 | J9 | Ref. | Scores of Panel |
|--|-------------------|------|---------------|---------|------|------|------|------|----|----|----|----|--------------|------|-----------------|
| 1 | 3Lz+1Eu+2S | | 7.70 | 0.59 | 1 | 0 | 1 | 1 | 1 | | | | | | 8.29 |
| 2 | 3S+2T | | 5.60 | 0.43 | 1 | 1 | 2 | 1 | 1 | | | | | | 6.03 |
| 3 | 3Lo | | 4.90 | 0.00 | 0 | -1 | 0 | 0 | 1 | | | | | | 4.90 |
| 4 | CCoSp4 | | 3.50 | 0.35 | 1 | 0 | 2 | 1 | 1 | | | | | | 3.85 |
| 5 | 3T+2A+SEQ | | 7.50 | 0.42 | 0 | 1 | 1 | 1 | 1 | | | | | | 7.92 |
| 6 | 3S | | 4.73 | x -0.29 | 0 | -2 | -1 | -1 | 0 | | | | | | 4.44 |
| 7 | 2A | | 3.63 | x 0.55 | 1 | 1 | 2 | 2 | 2 | | | | | | 4.18 |
| 8 | 3T | | 4.62 | x 0.00 | 0 | -1 | 0 | 0 | 1 | | | | | | 4.62 |
| 9 | FSSp4 | | 3.00 | 0.30 | 0 | 1 | 2 | 1 | 1 | | | | | | 3.30 |
| 10 | ChSq1 | | 3.00 | 0.67 | 1 | 1 | 2 | 2 | 1 | | | | | | 3.67 |
| 11 | FCCoSp3 | | 3.00 | -0.50 | 0 | -1 | -2 | -4 | -2 | | | | | | 2.50 |
| | | | 51.18 | | | | | | | | | | | | 53.70 |
| Program Components | | | Factor | | | | | | | | | | | | |
| Composition | | | 2.67 | 5.50 | 4.75 | 5.75 | 6.00 | 5.50 | | | | | | | 5.58 |
| Presentation | | | 2.67 | 5.25 | 5.00 | 5.50 | 6.25 | 5.75 | | | | | | | 5.50 |
| Skating Skills | | | 2.67 | 5.75 | 5.00 | 5.50 | 5.75 | 6.25 | | | | | | | 5.67 |
| Judges Total Program Component Score (factored) | | | | | | | | | | | | | 44.73 | | |

Deductions: Falls

-1.00 (1)

-1.00





JUDGES DETAILS PER SKATER

JUNIOR WOMEN FREE SKATING

| Rank | Name | Nation | Starting Number | Total Segment Score | Total Element Score | Total Program Component Score (factored) | Total Deductions |
|------|------------------|--------|-----------------|---------------------|---------------------|--|------------------|
| 5 | Anthea GRADINARU | SUI | 29 | 97.04 | 49.41 | 49.63 | -2.00 |

| # | Executed Elements | Info | Base Value | GOE | J1 | J2 | J3 | J4 | J5 | J6 | J7 | J8 | J9 | Ref. | Scores of Panel |
|--|-------------------|------|--------------|---------------|------|------|------|------|------|----|----|----|----|------|-----------------|
| 1 | 3Lz | | 5.90 | 1.38 | 3 | 2 | 2 | 2 | 3 | | | | | | 7.28 |
| 2 | 3F!+2Lo | ! | 7.00 | 0.35 | 0 | 1 | 1 | 1 | -1 | | | | | | 7.35 |
| 3 | 3Lo | F | 4.90 | -2.45 | -5 | -5 | -5 | -5 | -5 | | | | | | 2.45 |
| 4 | 3S | | 4.30 | 0.86 | 1 | 2 | 2 | 2 | 2 | | | | | | 5.16 |
| 5 | FSSp4 | | 3.00 | 0.60 | 1 | 2 | 2 | 2 | 3 | | | | | | 3.60 |
| 6 | 3Lz+1A+SEQ | F | 7.70 | x -2.75 | -5 | -4 | -5 | -4 | -5 | | | | | | 4.95 |
| 7 | 3Fe+2T+2Lo | e | 7.96 | x -0.71 | -2 | -2 | -1 | 0 | -2 | | | | | | 7.25 |
| 8 | 1A | | 1.21 | x -0.04 | -1 | 0 | 0 | 0 | -1 | | | | | | 1.17 |
| 9 | CCoSp3 | | 3.00 | 0.40 | 1 | 1 | 2 | 2 | 0 | | | | | | 3.40 |
| 10 | ChSq1 | | 3.00 | 1.17 | 2 | 2 | 3 | 3 | 1 | | | | | | 4.17 |
| 11 | FCCoSp3V | | 2.25 | 0.38 | 2 | 2 | 2 | 1 | 1 | | | | | | 2.63 |
| | | | 50.22 | | | | | | | | | | | | 49.41 |
| Program Components | | | | Factor | | | | | | | | | | | |
| Composition | | | | 2.67 | 6.25 | 6.25 | 6.00 | 6.75 | 5.75 | | | | | | 6.17 |
| Presentation | | | | 2.67 | 6.25 | 6.00 | 5.75 | 6.50 | 6.25 | | | | | | 6.17 |
| Skating Skills | | | | 2.67 | 6.50 | 6.25 | 6.00 | 6.50 | 6.00 | | | | | | 6.25 |
| Judges Total Program Component Score (factored) | | | | | | | | | | | | | | | 49.63 |



| | | | |
|--------------------|-------|-----------|--------------|
| Deductions: | Falls | -2.00 (2) | -2.00 |
|--------------------|-------|-----------|--------------|

| Rank | Name | Nation | Starting Number | Total Segment Score | Total Element Score | Total Program Component Score (factored) | Total Deductions |
|------|----------------|--------|-----------------|---------------------|---------------------|--|------------------|
| 6 | Noelle STREULI | POL | 16 | 91.19 | 46.80 | 45.39 | -1.00 |

| # | Executed Elements | Info | Base Value | GOE | J1 | J2 | J3 | J4 | J5 | J6 | J7 | J8 | J9 | Ref. | Scores of Panel |
|--|-------------------|------|--------------|---------------|------|------|------|------|------|----|----|----|----|------|-----------------|
| 1 | 3Lz+2A+2T+SEQ | | 10.50 | 0.79 | 1 | 2 | 2 | 1 | 1 | | | | | | 11.29 |
| 2 | 2A+2T | | 4.60 | 0.55 | 1 | 2 | 2 | 1 | 2 | | | | | | 5.15 |
| 3 | 3Loq | q | 4.90 | -0.65 | -2 | -1 | -1 | -2 | -1 | | | | | | 4.25 |
| 4 | 3F! | ! | 5.30 | -2.12 | -4 | -4 | -5 | -4 | -3 | | | | | | 3.18 |
| 5 | FCCoSp4 | | 3.50 | 0.58 | 2 | 2 | 2 | 1 | 0 | | | | | | 4.08 |
| 6 | 3Lz< | F | 5.19 | x -2.36 | -5 | -5 | -5 | -5 | -5 | | | | | | 2.83 |
| 7 | 1F!+2T* | * | 0.55 | x -0.05 | -1 | -1 | -1 | -1 | -1 | | | | | | 0.50 |
| 8 | ChSq1 | | 3.00 | 0.67 | 2 | 1 | 2 | 1 | 1 | | | | | | 3.67 |
| 9 | 3S | | 4.73 | x 0.57 | 1 | 1 | 2 | 1 | 2 | | | | | | 5.30 |
| 10 | FCCoSp3 | | 2.80 | 0.75 | 3 | 3 | 2 | 1 | 3 | | | | | | 3.55 |
| 11 | CCoSp2 | | 2.50 | 0.50 | 2 | 2 | 2 | 2 | 2 | | | | | | 3.00 |
| | | | 47.57 | | | | | | | | | | | | 46.80 |
| Program Components | | | | Factor | | | | | | | | | | | |
| Composition | | | | 2.67 | 5.75 | 5.25 | 5.50 | 5.75 | 6.25 | | | | | | 5.67 |
| Presentation | | | | 2.67 | 5.75 | 5.25 | 5.25 | 5.75 | 5.75 | | | | | | 5.58 |
| Skating Skills | | | | 2.67 | 6.00 | 5.75 | 5.25 | 5.50 | 6.25 | | | | | | 5.75 |
| Judges Total Program Component Score (factored) | | | | | | | | | | | | | | | 45.39 |

| | | | |
|--------------------|-------|-----------|--------------|
| Deductions: | Falls | -1.00 (1) | -1.00 |
|--------------------|-------|-----------|--------------|





JUDGES DETAILS PER SKATER
JUNIOR WOMEN FREE SKATING

| Rank | Name | Nation | Starting Number | Total Segment Score | Total Element Score | Total Program Component Score (factored) | Total Deductions |
|------|----------------------|--------|-----------------|---------------------|---------------------|--|------------------|
| 7 | Marta Helena PRANGEL | EST | 21 | 90.19 | 47.47 | 42.72 | 0.00 |

| # | Executed Elements | Info | Base Value | GOE | J1 | J2 | J3 | J4 | J5 | J6 | J7 | J8 | J9 | Ref. | Scores of Panel |
|--|-------------------|------|---------------|---------|------|------|------|------|------|----|----|----|--------------|------|-----------------|
| 1 | 3Lo | | 4.90 | 0.65 | 1 | 2 | 2 | 1 | 1 | | | | | | 5.55 |
| 2 | 3Lz | | 5.90 | 0.20 | 0 | 1 | 1 | 0 | 0 | | | | | | 6.10 |
| 3 | 3S+1A+SEQ | | 5.40 | 0.29 | 0 | 1 | 1 | 0 | 1 | | | | | | 5.69 |
| 4 | 3Lo+REP | | 3.43 | 0.33 | 1 | 0 | 2 | 1 | 0 | | | | | | 3.76 |
| 5 | CCoSp3 | | 3.00 | 0.40 | 0 | 2 | 2 | 1 | 1 | | | | | | 3.40 |
| 6 | 2Lz+2T | | 3.74 | x 0.00 | 0 | 0 | 0 | 0 | 0 | | | | | | 3.74 |
| 7 | 2A+2T | | 5.06 | x 0.11 | 0 | 0 | 2 | 0 | 1 | | | | | | 5.17 |
| 8 | 3Sq | q | 4.73 | x -0.86 | -2 | -2 | -2 | -2 | -1 | | | | | | 3.87 |
| 9 | FCCoSp4 | | 3.50 | 0.47 | 1 | 2 | 2 | 1 | 1 | | | | | | 3.97 |
| 10 | ChSq1 | | 3.00 | 0.50 | 0 | 0 | 2 | 2 | 1 | | | | | | 3.50 |
| 11 | LSp3 | | 2.40 | 0.32 | 1 | 2 | 1 | 1 | 2 | | | | | | 2.72 |
| | | | 45.06 | | | | | | | | | | | | 47.47 |
| Program Components | | | Factor | | | | | | | | | | | | |
| Composition | | | 2.67 | 4.75 | 5.00 | 5.50 | 5.50 | 5.50 | 5.50 | | | | | | 5.33 |
| Presentation | | | 2.67 | 5.00 | 5.50 | 5.00 | 5.25 | 5.50 | | | | | | 5.25 | |
| Skating Skills | | | 2.67 | 5.25 | 5.50 | 5.25 | 5.50 | 5.50 | | | | | | 5.42 | |
| Judges Total Program Component Score (factored) | | | | | | | | | | | | | 42.72 | | |

Deductions:

0.00

| Rank | Name | Nation | Starting Number | Total Segment Score | Total Element Score | Total Program Component Score (factored) | Total Deductions |
|------|---------------|--------|-----------------|---------------------|---------------------|--|------------------|
| 8 | Elizabeth NOU | EST | 13 | 89.59 | 44.53 | 46.06 | -1.00 |



| # | Executed Elements | Info | Base Value | GOE | J1 | J2 | J3 | J4 | J5 | J6 | J7 | J8 | J9 | Ref. | Scores of Panel |
|--|-------------------|------|---------------|---------|------|------|------|------|----|----|----|----|--------------|------|-----------------|
| 1 | 2A+1Eu+3S< | < | 7.24 | -0.23 | -1 | 0 | 0 | -2 | -1 | | | | | | 7.01 |
| 2 | 3Lz+2T | | 7.20 | 0.39 | 0 | 1 | 2 | 1 | 0 | | | | | | 7.59 |
| 3 | 3F< | < | 4.24 | -0.85 | -2 | -2 | -2 | -2 | -2 | | | | | | 3.39 |
| 4 | FSSp2 | | 2.30 | 0.08 | 0 | 1 | 1 | 0 | 0 | | | | | | 2.38 |
| 5 | 3T+2T | | 5.50 | 0.42 | 1 | 1 | 3 | 1 | 1 | | | | | | 5.92 |
| 6 | 3T< | < | 3.70 | x -0.45 | -2 | -1 | -1 | -1 | -2 | | | | | | 3.25 |
| 7 | 3Lz< | F | 5.19 | x -2.36 | -5 | -5 | -5 | -5 | -5 | | | | | | 2.83 |
| 8 | CCoSp4 | | 3.50 | 0.35 | 1 | 1 | 2 | 1 | 0 | | | | | | 3.85 |
| 9 | ChSq1 | | 3.00 | 0.83 | 2 | 1 | 3 | 2 | 1 | | | | | | 3.83 |
| 10 | 2A< | < | 2.90 | x -0.26 | -2 | 0 | -1 | -2 | 2 | | | | | | 2.64 |
| 11 | LSp2 | | 1.90 | -0.06 | -1 | 0 | 0 | 0 | -2 | | | | | | 1.84 |
| | | | 46.67 | | | | | | | | | | | | 44.53 |
| Program Components | | | Factor | | | | | | | | | | | | |
| Composition | | | 2.67 | 5.50 | 5.50 | 6.25 | 5.75 | 5.00 | | | | | | 5.58 | |
| Presentation | | | 2.67 | 5.75 | 6.00 | 6.00 | 6.00 | 5.50 | | | | | | 5.92 | |
| Skating Skills | | | 2.67 | 5.50 | 5.75 | 6.25 | 6.00 | 5.50 | | | | | | 5.75 | |
| Judges Total Program Component Score (factored) | | | | | | | | | | | | | 46.06 | | |

Deductions: Falls

-1.00 (1)

-1.00





JUDGES DETAILS PER SKATER
JUNIOR WOMEN FREE SKATING

| Rank | Name | Nation | Starting Number | Total Segment Score | Total Element Score | Total Program Component Score (factored) | | | | | | Total Deductions | | | | |
|--|--------------------|--------|-----------------|---------------------|---------------------|--|------|------|----|----|----|------------------|----|------|-----------------|--------------|
| 9 | Nikola FOMCHENKOVA | LAT | 17 | 88.54 | 44.91 | 43.63 | | | | | | 0.00 | | | | |
| # | Executed Elements | Info | Base Value | GOE | J1 | J2 | J3 | J4 | J5 | J6 | J7 | J8 | J9 | Ref. | Scores of Panel | |
| 1 | 3Lo+2A+SEQ | | 8.20 | 0.49 | 1 | 2 | 1 | 0 | 1 | | | | | | 8.69 | |
| 2 | 3Lz+2T+2Lo | | 8.90 | 0.39 | 0 | 1 | 2 | 1 | 0 | | | | | | 9.29 | |
| 3 | 2Lz | | 2.10 | 0.07 | 1 | 0 | 1 | 0 | 0 | | | | | | 2.17 | |
| 4 | 3Lz | | 5.90 | 0.59 | 0 | 1 | 2 | 1 | 1 | | | | | | 6.49 | |
| 5 | CCoSp3 | | 3.00 | 0.40 | 1 | 2 | 2 | 1 | -1 | | | | | | 3.40 | |
| 6 | 2A | | 3.63 | x 0.11 | -1 | 2 | 1 | 0 | 0 | | | | | | 3.74 | |
| 7 | S | | 0.00 | x 0.00 | - | - | - | - | - | | | | | | 0.00 | |
| 8 | LSp2 | | 1.90 | -0.06 | 0 | 0 | -1 | -2 | 1 | | | | | | 1.84 | |
| 9 | ChSq1 | | 3.00 | 0.50 | 1 | 0 | 2 | 1 | 1 | | | | | | 3.50 | |
| 10 | 2F+2T | | 3.41 | x 0.00 | 0 | 0 | 1 | 0 | 0 | | | | | | 3.41 | |
| 11 | FSSp2 | | 2.30 | 0.08 | 0 | 1 | 2 | 0 | -1 | | | | | | 2.38 | |
| | | | 42.34 | | | | | | | | | | | | 44.91 | |
| Program Components | | | Factor | | | | | | | | | | | | | |
| Composition | | | 2.67 | 5.00 | 5.25 | 5.50 | 5.00 | 5.50 | | | | | | | 5.25 | |
| Presentation | | | 2.67 | 5.25 | 5.50 | 5.50 | 5.25 | 5.50 | | | | | | | 5.42 | |
| Skating Skills | | | 2.67 | 5.50 | 5.75 | 5.75 | 5.25 | 6.00 | | | | | | | 5.67 | |
| Judges Total Program Component Score (factored) | | | | | | | | | | | | | | | | 43.63 |

Deductions:



0.00

| Rank | Name | Nation | Starting Number | Total Segment Score | Total Element Score | Total Program Component Score (factored) | | | | | | Total Deductions | | | | |
|--|-------------------|--------|-----------------|---------------------|---------------------|--|------|------|----|----|----|------------------|----|------|-----------------|--------------|
| 10 | Leona GEBARA | SWE | 23 | 84.98 | 39.59 | 45.39 | | | | | | 0.00 | | | | |
| # | Executed Elements | Info | Base Value | GOE | J1 | J2 | J3 | J4 | J5 | J6 | J7 | J8 | J9 | Ref. | Scores of Panel | |
| 1 | 3S+2T | | 5.60 | 0.14 | 0 | 0 | 0 | 1 | 1 | | | | | | 5.74 | |
| 2 | 3Tq+2T | q | 5.50 | -0.56 | -2 | -1 | -1 | -2 | -1 | | | | | | 4.94 | |
| 3 | 3Sq | q | 4.30 | -2.15 | -5 | -5 | -5 | -5 | -2 | | | | | | 2.15 | |
| 4 | 2A | | 3.30 | -1.21 | -4 | -3 | -3 | -4 | -4 | | | | | | 2.09 | |
| 5 | 3T | | 4.20 | 0.00 | 0 | 0 | 0 | 0 | 2 | | | | | | 4.20 | |
| 6 | CCoSp4 | | 3.50 | 0.70 | 0 | 2 | 2 | 2 | 2 | | | | | | 4.20 | |
| 7 | ChSq1 | | 3.00 | 0.67 | 1 | 1 | 3 | 2 | 1 | | | | | | 3.67 | |
| 8 | 2A | | 3.63 | x -1.32 | -5 | -4 | -4 | -4 | -4 | | | | | | 2.31 | |
| 9 | 2Lz+1Eu+2Feq | e | 4.44 | x -0.84 | -4 | -4 | -5 | -4 | -2 | | | | | | 3.60 | |
| 10 | FCSp4 | | 3.20 | 0.43 | 0 | 2 | 2 | 1 | 1 | | | | | | 3.63 | |
| 11 | LSp4 | | 2.70 | 0.36 | 0 | 1 | 1 | 2 | 2 | | | | | | 3.06 | |
| | | | 43.37 | | | | | | | | | | | | 39.59 | |
| Program Components | | | Factor | | | | | | | | | | | | | |
| Composition | | | 2.67 | 4.75 | 5.50 | 5.75 | 6.00 | 6.00 | | | | | | | 5.75 | |
| Presentation | | | 2.67 | 5.00 | 5.50 | 6.00 | 5.75 | 6.00 | | | | | | | 5.75 | |
| Skating Skills | | | 2.67 | 5.25 | 5.75 | 5.50 | 5.50 | 5.50 | | | | | | | 5.50 | |
| Judges Total Program Component Score (factored) | | | | | | | | | | | | | | | | 45.39 |

Deductions:

0.00





JUDGES DETAILS PER SKATER
JUNIOR WOMEN FREE SKATING

| Rank | Name | Nation | Starting Number | Total Segment Score | Total Element Score | Total Program Component Score (factored) | | | | | | Total Deductions | | | |
|--|-------------------|--------|-----------------|---------------------|---------------------|--|------|------|----|----|----|------------------|--------------|------|-----------------|
| 11 | Lotta ARTIMO | FIN | 25 | 84.92 | 42.20 | 42.72 | | | | | | 0.00 | | | |
| # | Executed Elements | Info | Base Value | GOE | J1 | J2 | J3 | J4 | J5 | J6 | J7 | J8 | J9 | Ref. | Scores of Panel |
| 1 | 3T | | 4.20 | -0.84 | -2 | -2 | -1 | -2 | -3 | | | | | | 3.36 |
| 2 | 3Lz+1Eu+2S | | 7.70 | -0.20 | -1 | 0 | 0 | -1 | 0 | | | | | | 7.50 |
| 3 | 3Lz | | 5.90 | 0.59 | 0 | 1 | 2 | 1 | 1 | | | | | | 6.49 |
| 4 | 2A<+2T | < | 3.94 | -0.53 | -2 | -1 | -2 | -2 | -2 | | | | | | 3.41 |
| 5 | FCSp4 | | 3.20 | 0.00 | 0 | 0 | 2 | 0 | 0 | | | | | | 3.20 |
| 6 | 2F! | ! | 1.98 | x -0.18 | -1 | -1 | 0 | -1 | -1 | | | | | | 1.80 |
| 7 | 2F+2T | | 3.41 | x 0.00 | 0 | 0 | 1 | 0 | 0 | | | | | | 3.41 |
| 8 | 3S< | < | 3.78 | x -1.03 | -3 | -3 | -4 | -3 | -3 | | | | | | 2.75 |
| 9 | ChSq1 | | 3.00 | 0.67 | 1 | 1 | 2 | 1 | 2 | | | | | | 3.67 |
| 10 | LSp3 | | 2.40 | 0.24 | 1 | 1 | 2 | 1 | 1 | | | | | | 2.64 |
| 11 | CCoSp4 | | 3.50 | 0.47 | 0 | 1 | 2 | 2 | 1 | | | | | | 3.97 |
| | | | 43.01 | | | | | | | | | | | | 42.20 |
| Program Components | | | Factor | | | | | | | | | | | | |
| Composition | | | 2.67 | 5.00 | 5.00 | 5.50 | 5.50 | 4.75 | | | | | | | 5.17 |
| Presentation | | | 2.67 | 5.25 | 5.25 | 5.75 | 5.50 | 4.75 | | | | | | | 5.33 |
| Skating Skills | | | 2.67 | 5.50 | 5.25 | 5.75 | 5.75 | 5.25 | | | | | | | 5.50 |
| Judges Total Program Component Score (factored) | | | | | | | | | | | | | 42.72 | | |

Deductions:


0.00

| Rank | Name | Nation | Starting Number | Total Segment Score | Total Element Score | Total Program Component Score (factored) | | | | | | Total Deductions | | | |
|--|-------------------|--------|-----------------|---------------------|---------------------|--|------|------|----|----|----|------------------|--------------|------|-----------------|
| 12 | Chiara HRISTOVA | BUL | 24 | 83.21 | 42.70 | 40.51 | | | | | | 0.00 | | | |
| # | Executed Elements | Info | Base Value | GOE | J1 | J2 | J3 | J4 | J5 | J6 | J7 | J8 | J9 | Ref. | Scores of Panel |
| 1 | 3Lz+2T | | 7.20 | 0.79 | 0 | 2 | 2 | 0 | 2 | | | | | | 7.99 |
| 2 | 3T | | 4.20 | 0.28 | 0 | 1 | 1 | 1 | 0 | | | | | | 4.48 |
| 3 | 3S< | < | 3.44 | -0.92 | -3 | 0 | -3 | -2 | -3 | | | | | | 2.52 |
| 4 | 2A+2A<+SEQ | < | 5.94 | -1.43 | -4 | -4 | -5 | -4 | -5 | | | | | | 4.51 |
| 5 | CCoSp4 | | 3.50 | 0.47 | 1 | 1 | 2 | 2 | 1 | | | | | | 3.97 |
| 6 | 3Lzq | q | 6.49 | x -1.77 | -3 | -3 | -4 | -3 | -3 | | | | | | 4.72 |
| 7 | 3Fe<+2T+2Loq | < | 6.80 | x -1.59 | -5 | -5 | -5 | -5 | -5 | | | | | | 5.21 |
| 8 | 3Fe< | < | 3.50 | x -1.48 | -5 | -4 | -5 | -2 | -5 | | | | | | 2.02 |
| 9 | FSSp2 | | 2.30 | 0.08 | 0 | 1 | 2 | 0 | 0 | | | | | | 2.38 |
| 10 | ChSq1 | | 3.00 | 0.17 | 0 | 0 | 1 | 1 | 0 | | | | | | 3.17 |
| 11 | FCCoSp1 | | 2.00 | -0.27 | -1 | 0 | -2 | -1 | -2 | | | | | | 1.73 |
| | | | 48.37 | | | | | | | | | | | | 42.70 |
| Program Components | | | Factor | | | | | | | | | | | | |
| Composition | | | 2.67 | 5.00 | 4.75 | 4.75 | 5.75 | 5.00 | | | | | | | 4.92 |
| Presentation | | | 2.67 | 5.00 | 4.50 | 4.75 | 5.75 | 5.00 | | | | | | | 4.92 |
| Skating Skills | | | 2.67 | 5.50 | 5.25 | 5.00 | 6.00 | 5.25 | | | | | | | 5.33 |
| Judges Total Program Component Score (factored) | | | | | | | | | | | | | 40.51 | | |

Deductions:

0.00





JUDGES DETAILS PER SKATER
JUNIOR WOMEN FREE SKATING

| Rank | Name | Nation | Starting Number | Total Segment Score | Total Element Score | Total Program Component Score (factored) | Total Deductions |
|------|----------------|--------|-----------------|---------------------|---------------------|--|------------------|
| 13 | Olesja LEONOVA | EST | 22 | 82.80 | 41.87 | 40.93 | 0.00 |

| # | Executed Elements | Info | Base Value | GOE | J1 | J2 | J3 | J4 | J5 | J6 | J7 | J8 | J9 | Ref. | Scores of Panel |
|--|-------------------|------|---------------|--------|------|------|------|------|----|----|----|----|--------------|------|-----------------|
| 1 | 3Fq | q | 5.30 | -0.71 | -2 | -1 | -1 | -2 | -1 | | | | | | 4.59 |
| 2 | 3Lz<+2T | < | 6.02 | -0.94 | -2 | -2 | -3 | -2 | -2 | | | | | | 5.08 |
| 3 | 3Lo+1Eu+2S | | 6.70 | 0.00 | 0 | 0 | 1 | 0 | 0 | | | | | | 6.70 |
| 4 | FSSp3 | | 2.60 | 0.17 | 0 | 1 | 1 | 1 | 0 | | | | | | 2.77 |
| 5 | 3Lz!< | < | 4.72 | -1.42 | -3 | -3 | -3 | -3 | -3 | | | | | | 3.30 |
| 6 | 3S+2T | | 6.16 | x 0.14 | 0 | 0 | 1 | 1 | 0 | | | | | | 6.30 |
| 7 | A | | 0.00 | x 0.00 | - | - | - | - | - | | | | | | 0.00 |
| 8 | 3S | | 4.73 | x 0.29 | 0 | 0 | 1 | 1 | 1 | | | | | | 5.02 |
| 9 | CSp1 | | 1.40 | 0.23 | 2 | 1 | 2 | 2 | 1 | | | | | | 1.63 |
| 10 | ChSq1 | | 3.00 | 0.33 | 0 | 1 | 1 | 1 | 0 | | | | | | 3.33 |
| 11 | CCoSp4 | | 3.50 | -0.35 | 0 | -2 | -1 | 1 | -2 | | | | | | 3.15 |
| | | | 44.13 | | | | | | | | | | | | 41.87 |
| Program Components | | | Factor | | | | | | | | | | | | |
| Composition | | | 2.67 | 5.00 | 4.75 | 5.00 | 5.75 | 5.00 | | | | | | | 5.00 |
| Presentation | | | 2.67 | 5.25 | 4.75 | 4.75 | 5.75 | 5.00 | | | | | | | 5.00 |
| Skating Skills | | | 2.67 | 5.50 | 5.25 | 5.00 | 5.75 | 5.25 | | | | | | | 5.33 |
| Judges Total Program Component Score (factored) | | | | | | | | | | | | | 40.93 | | |

Deductions:

0.00

| Rank | Name | Nation | Starting Number | Total Segment Score | Total Element Score | Total Program Component Score (factored) | Total Deductions |
|------|-------------------|--------|-----------------|---------------------|---------------------|--|------------------|
| 14 | Anna IUSHCHENKOVA | ISR | 27 | 81.24 | 41.07 | 41.17 | -1.00 |



| # | Executed Elements | Info | Base Value | GOE | J1 | J2 | J3 | J4 | J5 | J6 | J7 | J8 | J9 | Ref. | Scores of Panel |
|--|-------------------|------|---------------|---------|------|------|------|------|----|----|----|----|--------------|------|-----------------|
| 1 | 3Lz | F | 5.90 | -2.95 | -5 | -5 | -5 | -5 | -5 | | | | | | 2.95 |
| 2 | 1S | | 0.40 | 0.00 | 0 | 0 | 0 | 0 | 0 | | | | | | 0.40 |
| 3 | 3Loq | q | 4.90 | -0.98 | -2 | -4 | -2 | -2 | -2 | | | | | | 3.92 |
| 4 | 2A | | 3.30 | 0.33 | 1 | 1 | 1 | 1 | 0 | | | | | | 3.63 |
| 5 | FSSp3 | | 2.60 | 0.09 | 0 | 1 | 2 | 0 | 0 | | | | | | 2.69 |
| 6 | ChSq1 | | 3.00 | 0.00 | 0 | -2 | 0 | 1 | 0 | | | | | | 3.00 |
| 7 | 1Fe | | 0.44 | x -0.11 | -3 | -2 | -3 | -2 | -3 | | | | | | 0.33 |
| 8 | 3Lz+3T< | < | 10.19 | x -1.18 | -2 | -2 | -2 | -1 | -2 | | | | | | 9.01 |
| 9 | 3Lo+2A+2T+SEQ | | 10.45 | x 0.00 | 0 | 0 | 0 | 0 | 0 | | | | | | 10.45 |
| 10 | CCoSp3 | | 3.00 | -0.40 | -1 | -2 | 1 | -1 | -2 | | | | | | 2.60 |
| 11 | LSp2 | | 1.90 | 0.19 | 0 | 1 | 1 | 1 | 1 | | | | | | 2.09 |
| | | | 46.08 | | | | | | | | | | | | 41.07 |
| Program Components | | | Factor | | | | | | | | | | | | |
| Composition | | | 2.67 | 5.25 | 5.25 | 4.75 | 6.00 | 4.75 | | | | | | | 5.08 |
| Presentation | | | 2.67 | 5.00 | 5.00 | 4.75 | 5.75 | 4.75 | | | | | | | 4.92 |
| Skating Skills | | | 2.67 | 5.50 | 5.50 | 5.00 | 6.00 | 5.25 | | | | | | | 5.42 |
| Judges Total Program Component Score (factored) | | | | | | | | | | | | | 41.17 | | |

Deductions: Falls

-1.00 (1)

-1.00





JUDGES DETAILS PER SKATER
JUNIOR WOMEN FREE SKATING

| Rank | Name | Nation | Starting Number | Total Segment Score | Total Element Score | Total Program Component Score (factored) | Total Deductions |
|------|----------------------|--------|-----------------|---------------------|---------------------|--|------------------|
| 15 | Lilly ALMGREN-LIDMAN | SWE | 8 | 77.25 | 41.44 | 37.81 | -2.00 |

| # | Executed Elements | Info | Base Value | GOE | J1 | J2 | J3 | J4 | J5 | J6 | J7 | J8 | J9 | Ref. | Scores of Panel | |
|--|-------------------|------|---------------|---------|------|------|------|------|----|----|----|----|----|------|-----------------|--------------|
| 1 | 3Sq | F | 4.30 | -2.15 | -5 | -5 | -5 | -5 | -5 | | | | | | 2.15 | |
| 2 | 3T+2T | | 5.50 | 0.42 | 0 | 1 | 1 | 1 | 2 | | | | | | 5.92 | |
| 3 | 3Sq+REP | F | 3.01 | -2.15 | -5 | -5 | -5 | -5 | -5 | | | | | | 0.86 | |
| 4 | CCoSp4 | | 3.50 | 0.70 | 1 | 2 | 3 | 2 | 2 | | | | | | 4.20 | |
| 5 | 2A+2T | | 4.60 | 0.11 | 0 | 1 | 0 | 0 | 1 | | | | | | 4.71 | |
| 6 | 3T+1A+2Lo+SEQ | | 7.70 | x -0.56 | -2 | -1 | -1 | -1 | -2 | | | | | | 7.14 | |
| 7 | 2A | | 3.63 | x 0.33 | 1 | 1 | 1 | 1 | 1 | | | | | | 3.96 | |
| 8 | FSSp4 | | 3.00 | 0.20 | 0 | 1 | 1 | 0 | 1 | | | | | | 3.20 | |
| 9 | ChSq1 | | 3.00 | 0.83 | 1 | 3 | 2 | 2 | 1 | | | | | | 3.83 | |
| 10 | 2Lz | | 2.31 | x 0.21 | 1 | 1 | 1 | 1 | 1 | | | | | | 2.52 | |
| 11 | CSp4 | | 2.60 | 0.35 | 1 | 1 | 2 | 1 | 2 | | | | | | 2.95 | |
| | | | 43.15 | | | | | | | | | | | | 41.44 | |
| Program Components | | | Factor | | | | | | | | | | | | | |
| Composition | | | 2.67 | 4.00 | 5.25 | 4.25 | 4.75 | 4.75 | | | | | | | 4.58 | |
| Presentation | | | 2.67 | 4.50 | 5.50 | 4.50 | 4.75 | 5.00 | | | | | | | 4.75 | |
| Skating Skills | | | 2.67 | 4.50 | 5.50 | 4.50 | 4.75 | 5.25 | | | | | | | 4.83 | |
| Judges Total Program Component Score (factored) | | | | | | | | | | | | | | | | 37.81 |



| | | | |
|--------------------|-------|-----------|--------------|
| Deductions: | Falls | -2.00 (2) | -2.00 |
|--------------------|-------|-----------|--------------|

| Rank | Name | Nation | Starting Number | Total Segment Score | Total Element Score | Total Program Component Score (factored) | Total Deductions |
|------|---------------|--------|-----------------|---------------------|---------------------|--|------------------|
| 16 | Adela VALLOVA | CZE | 18 | 74.83 | 32.55 | 44.28 | -2.00 |

| # | Executed Elements | Info | Base Value | GOE | J1 | J2 | J3 | J4 | J5 | J6 | J7 | J8 | J9 | Ref. | Scores of Panel | |
|--|-------------------|------|---------------|---------|------|------|------|------|----|----|----|----|----|------|-----------------|--------------|
| 1 | 3T+2T | | 5.50 | 0.42 | 1 | 1 | 1 | 1 | 2 | | | | | | 5.92 | |
| 2 | 3S< | F | 3.44 | -1.72 | -5 | -5 | -5 | -5 | -5 | | | | | | 1.72 | |
| 3 | 2A+1Eu+2S | | 5.10 | 0.33 | 0 | 1 | 1 | 1 | 1 | | | | | | 5.43 | |
| 4 | 2Lz | | 2.10 | 0.07 | 0 | 0 | 1 | 0 | 1 | | | | | | 2.17 | |
| 5 | FCCoSp4 | | 3.50 | -0.12 | -1 | -1 | 1 | 0 | 0 | | | | | | 3.38 | |
| 6 | 3S<<+REP | << | 1.00 | x -0.65 | -5 | -5 | -5 | -5 | -5 | | | | | | 0.35 | |
| 7 | 3T< | F | 3.70 | x -1.68 | -5 | -5 | -5 | -5 | -5 | | | | | | 2.02 | |
| 8 | CCoSp3 | | 3.00 | 0.20 | 0 | 0 | 2 | 1 | 1 | | | | | | 3.20 | |
| 9 | ChSq1 | | 3.00 | 0.33 | 0 | 1 | 1 | 1 | 0 | | | | | | 3.33 | |
| 10 | 2Lz | | 2.31 | x 0.00 | 0 | 0 | 1 | 0 | 0 | | | | | | 2.31 | |
| 11 | LSp3 | | 2.40 | 0.32 | 1 | 1 | 2 | 1 | 2 | | | | | | 2.72 | |
| | | | 35.05 | | | | | | | | | | | | 32.55 | |
| Program Components | | | Factor | | | | | | | | | | | | | |
| Composition | | | 2.67 | 5.00 | 5.50 | 5.50 | 5.75 | 5.75 | | | | | | | 5.58 | |
| Presentation | | | 2.67 | 5.25 | 5.25 | 5.75 | 5.50 | 5.75 | | | | | | | 5.50 | |
| Skating Skills | | | 2.67 | 5.25 | 5.50 | 5.25 | 5.75 | 6.00 | | | | | | | 5.50 | |
| Judges Total Program Component Score (factored) | | | | | | | | | | | | | | | | 44.28 |

| | | | |
|--------------------|-------|-----------|--------------|
| Deductions: | Falls | -2.00 (2) | -2.00 |
|--------------------|-------|-----------|--------------|







JUDGES DETAILS PER SKATER
JUNIOR WOMEN FREE SKATING

| Rank | Name | Nation | Starting Number | Total Segment Score | Total Element Score | Total Program Component Score (factored) | | | | | | Total Deductions | | | |
|--|-------------------|--------|-----------------|---------------------|---------------------|--|------|------|----|----|----|------------------|--------------|--------------|-----------------|
| 17 | SelmaSiri LARSEN | DEN | 11 | 72.46 | 30.86 | 43.60 | | | | | | -2.00 | | | |
| # | Executed Elements | Info | Base Value | GOE | J1 | J2 | J3 | J4 | J5 | J6 | J7 | J8 | J9 | Ref. | Scores of Panel |
| 1 | 3S< | F | 3.44 | -1.72 | -5 | -5 | -5 | -5 | -5 | | | | | | 1.72 |
| 2 | 2A+2T | | 4.60 | 0.55 | 1 | 2 | 2 | 1 | 2 | | | | | | 5.15 |
| 3 | 3Lo< | F | 3.92 | -1.96 | -5 | -5 | -5 | -5 | -5 | | | | | | 1.96 |
| 4 | FSSp4 | | 3.00 | 0.40 | 1 | 1 | 2 | 1 | 2 | | | | | | 3.40 |
| 5 | 2Aq | q | 3.30 | -1.32 | -4 | -3 | -4 | -4 | -4 | | | | | | 1.98 |
| 6 | 2Lz+1A+SEQ | | 3.52 | 0.14 | 1 | 1 | 2 | 0 | 0 | | | | | | 3.66 |
| 7 | 2F | x | 1.98 | 0.06 | 0 | 1 | 2 | 0 | 0 | | | | | | 2.04 |
| 8 | CSp2 | | 1.80 | -0.06 | 0 | 0 | 1 | -1 | -1 | | | | | | 1.74 |
| 9 | ChSq1 | | 3.00 | 0.50 | 1 | 1 | 2 | 0 | 1 | | | | | | 3.50 |
| 10 | 2Lo | x | 1.87 | 0.11 | 1 | 0 | 1 | 0 | 1 | | | | | | 1.98 |
| 11 | CCoSp4 | | 3.50 | 0.23 | 0 | 0 | 2 | 1 | 1 | | | | | | 3.73 |
| | | | 33.93 | | | | | | | | | | | | 30.86 |
| Program Components | | | Factor | | | | | | | | | | | | |
| Composition | | | 2.67 | 5.00 | 6.00 | 6.00 | 4.75 | 5.25 | | | | | | | 5.42 |
| Presentation | | | 2.67 | 5.25 | 6.25 | 6.00 | 4.50 | 5.50 | | | | | | | 5.58 |
| Skating Skills | | | 2.67 | 5.00 | 6.00 | 5.50 | 4.75 | 5.50 | | | | | | | 5.33 |
| Judges Total Program Component Score (factored) | | | | | | | | | | | | | 43.60 | | |
| Deductions: | | | Falls | -2.00 (2) | | | | | | | | | | -2.00 | |

| Rank | Name | Nation | Starting Number | Total Segment Score | Total Element Score | Total Program Component Score (factored) | | | | | | Total Deductions | | | |
|--|-------------------|--------|-----------------|---------------------|---------------------|--|------|------|----|----|----|------------------|--------------|------|-----------------|
| 18 | Sabina ALIEVA | AZE | 19 | 64.65 | 34.94 | 34.71 | | | | | | -5.00 | | | |
| # | Executed Elements | Info | Base Value | GOE | J1 | J2 | J3 | J4 | J5 | J6 | J7 | J8 | J9 | Ref. | Scores of Panel |
| 1 | 3Lz!+1Eu+2S | ! | 7.70 | -0.59 | -1 | -1 | -1 | -1 | -1 | | | | | | 7.11 |
| 2 | 3Lo+2T | | 6.20 | 0.00 | 0 | 0 | 1 | 0 | 0 | | | | | | 6.20 |
| 3 | 2A | F | 3.30 | -1.65 | -5 | -5 | -5 | -5 | -5 | | | | | | 1.65 |
| 4 | 3Lz!q | ! | 5.90 | -2.95 | -5 | -5 | -5 | -5 | -5 | | | | | | 2.95 |
| 5 | FCCoSp4 | | 3.50 | 0.00 | 0 | 1 | 0 | 0 | -1 | | | | | | 3.50 |
| 6 | 3Fq | F | 5.83 | -2.65 | -5 | -5 | -5 | -5 | -5 | | | | | | 3.18 |
| 7 | 3S | x | 4.73 | -2.15 | -5 | -5 | -5 | -5 | -5 | | | | | | 2.58 |
| 8 | 3Sq+REP | F | 3.31 | -2.15 | -5 | -5 | -5 | -5 | -5 | | | | | | 1.16 |
| 9 | ChSq1 | | 3.00 | -0.33 | -3 | 0 | -1 | -1 | 0 | | | | | | 2.67 |
| 10 | CCoSp3V | | 2.25 | 0.08 | 0 | 1 | 2 | 0 | -1 | | | | | | 2.33 |
| 11 | FCSp2 | | 2.30 | -0.69 | -3 | -3 | -3 | -1 | -3 | | | | | | 1.61 |
| | | | 48.02 | | | | | | | | | | | | 34.94 |
| Program Components | | | Factor | | | | | | | | | | | | |
| Composition | | | 2.67 | 4.25 | 4.50 | 4.00 | 4.50 | 4.00 | | | | | | | 4.25 |
| Presentation | | | 2.67 | 4.25 | 4.00 | 4.00 | 4.25 | 4.00 | | | | | | | 4.08 |
| Skating Skills | | | 2.67 | 5.00 | 4.75 | 4.50 | 4.75 | 4.25 | | | | | | | 4.67 |
| Judges Total Program Component Score (factored) | | | | | | | | | | | | | 34.71 | | |
| Deductions: | | | Time violation | -1.00 | Falls | -4.00 (4) | | | | | | -5.00 | | | |





JUDGES DETAILS PER SKATER
JUNIOR WOMEN FREE SKATING



| Rank | Name | Nation | Starting Number | Total Segment Score | Total Element Score | Total Program Component Score (factored) | | | | | | Total Deductions | | | | |
|--|---------------------|--------|-----------------|---------------------|---------------------|--|------|------|------|----|----|------------------|----|------|-----------------|------|
| 19 | Emelie Louise RINNE | EST | 14 | 62.36 | 25.22 | 37.14 | | | | | | 0.00 | | | | |
| # | Executed Elements | Info | Base Value | GOE | J1 | J2 | J3 | J4 | J5 | J6 | J7 | J8 | J9 | Ref. | Scores of Panel | |
| 1 | 3Lzq+1Eu+2S | q | 7.70 | -1.38 | -3 | -3 | -1 | -2 | -2 | | | | | | 6.32 | |
| 2 | 2F!+2T | ! | 3.10 | -0.18 | -1 | -1 | 0 | -1 | -1 | | | | | | 2.92 | |
| 3 | 3Lo<< | << | 1.70 | -0.85 | -5 | -5 | -5 | -5 | -5 | | | | | | 0.85 | |
| 4 | 3Lz< | < | 4.72 | -0.94 | -2 | -2 | -2 | -3 | -2 | | | | | | 3.78 | |
| 5 | FCSp | | 0.00 | 0.00 | - | - | - | - | - | | | | | | 0.00 | |
| 6 | 3F!<< | << | 1.98 | -0.84 | -5 | -4 | -5 | -5 | -4 | | | | | | 1.14 | |
| 7 | 1A+2T | x | 2.64 | -0.30 | -5 | -2 | -2 | -2 | -3 | | | | | | 2.34 | |
| 8 | 2S | x | 1.43 | 0.00 | 0 | 0 | 1 | 0 | 0 | | | | | | 1.43 | |
| 9 | LSp2 | | 1.90 | -0.13 | 0 | -2 | 0 | 1 | -2 | | | | | | 1.77 | |
| 10 | ChSq1 | | 3.00 | -0.50 | -3 | -2 | -1 | 0 | 0 | | | | | | 2.50 | |
| 11 | CCoSp2 | | 2.50 | -0.33 | -1 | -2 | -2 | -1 | 0 | | | | | | 2.17 | |
| | | | 30.67 | | | | | | | | | | | | 25.22 | |
| Program Components | | | | Factor | | | | | | | | | | | | |
| Composition | | | | 2.67 | 4.75 | 4.00 | 4.00 | 4.75 | 4.25 | | | | | | | 4.33 |
| Presentation | | | | 2.67 | 5.00 | 4.50 | 4.25 | 4.75 | 4.25 | | | | | | | 4.50 |
| Skating Skills | | | | 2.67 | 5.25 | 5.25 | 4.50 | 5.00 | 5.00 | | | | | | | 5.08 |
| Judges Total Program Component Score (factored) | | | | | | | | | | | | | | | 37.14 | |

Deductions:

0.00

| Rank | Name | Nation | Starting Number | Total Segment Score | Total Element Score | Total Program Component Score (factored) | | | | | | Total Deductions | | | | |
|--|-------------------|--------|-----------------|---------------------|---------------------|--|------|------|------|----|----|------------------|----|------|-----------------|------|
| 20 | Linda DZERVE | LAT | 9 | 62.01 | 26.07 | 36.94 | | | | | | -1.00 | | | | |
| # | Executed Elements | Info | Base Value | GOE | J1 | J2 | J3 | J4 | J5 | J6 | J7 | J8 | J9 | Ref. | Scores of Panel | |
| 1 | 2A< | < | 2.64 | -0.53 | -2 | -2 | -2 | -2 | -3 | | | | | | 2.11 | |
| 2 | 3Lz<< | F | 2.10 | -1.05 | -5 | -5 | -5 | -5 | -5 | | | | | | 1.05 | |
| 3 | 2A< | < | 2.64 | -0.79 | -2 | -3 | -4 | -3 | -3 | | | | | | 1.85 | |
| 4 | FCSp1 | | 1.90 | -0.76 | -3 | -5 | -4 | -4 | -4 | | | | | | 1.14 | |
| 5 | 2Lz+2T | | 3.40 | 0.00 | 0 | 0 | 2 | 0 | 0 | | | | | | 3.40 | |
| 6 | 2F+2T+2Lo< | < | 4.91 | -0.72 | -4 | -4 | -5 | -4 | -4 | | | | | | 4.19 | |
| 7 | ChSq1 | | 3.00 | 0.33 | 1 | 1 | 2 | 0 | 0 | | | | | | 3.33 | |
| 8 | 2S | x | 1.43 | 0.09 | 0 | 1 | 1 | 0 | 1 | | | | | | 1.52 | |
| 9 | SSp3 | | 2.10 | 0.21 | 1 | 1 | 2 | 0 | 1 | | | | | | 2.31 | |
| 10 | 2F+1Lo | x | 2.53 | -0.36 | -1 | -3 | -2 | -2 | -2 | | | | | | 2.17 | |
| 11 | CCoSp3 | | 3.00 | 0.00 | 0 | 0 | 1 | 0 | 0 | | | | | | 3.00 | |
| | | | 29.65 | | | | | | | | | | | | 26.07 | |
| Program Components | | | | Factor | | | | | | | | | | | | |
| Composition | | | | 2.67 | 4.25 | 4.75 | 4.75 | 4.50 | 4.25 | | | | | | | 4.50 |
| Presentation | | | | 2.67 | 4.50 | 5.00 | 4.75 | 4.25 | 4.25 | | | | | | | 4.50 |
| Skating Skills | | | | 2.67 | 4.75 | 5.25 | 5.00 | 4.75 | 4.50 | | | | | | | 4.83 |
| Judges Total Program Component Score (factored) | | | | | | | | | | | | | | | 36.94 | |
| Deductions: | | | | Falls | -1.00 | (1) | | | | | | | | | | |
| | | | | | | | | | | | | | | | -1.00 | |







JUDGES DETAILS PER SKATER
JUNIOR WOMEN FREE SKATING

| Rank | Name | Nation | Starting Number | Total Segment Score | Total Element Score | Total Program Component Score (factored) | | | | | | Total Deductions | | | |
|--|--------------------|--------|-----------------|---------------------|---------------------|--|------|------|------|----|----|------------------|--------------|--------------|-----------------|
| 21 | Valeria PRUTTSENKO | EST | 12 | 60.46 | 27.53 | 36.93 | | | | | | -4.00 | | | |
| # | Executed Elements | Info | Base Value | GOE | J1 | J2 | J3 | J4 | J5 | J6 | J7 | J8 | J9 | Ref. | Scores of Panel |
| 1 | 3F!< | F | 4.24 | -2.12 | -5 | -5 | -5 | -5 | -5 | | | | | | 2.12 |
| 2 | 3F!<+REP | F | 2.97 | -2.12 | -5 | -5 | -5 | -5 | -5 | | | | | | 0.85 |
| 3 | 3T< | F | 3.36 | -1.68 | -5 | -5 | -5 | -5 | -5 | | | | | | 1.68 |
| 4 | 3S< | < | 3.44 | -1.15 | -3 | -4 | -3 | -3 | -5 | | | | | | 2.29 |
| 5 | 3T+2T | | 5.50 | 0.00 | 0 | 0 | 1 | 0 | 0 | | | | | | 5.50 |
| 6 | FSSp2 | | 2.30 | 0.31 | 2 | 2 | 1 | 0 | 1 | | | | | | 2.61 |
| 7 | 2A< | < | 2.90 | x -0.62 | -2 | -3 | -2 | 0 | -3 | | | | | | 2.28 |
| 8 | 2A< | F | 2.90 | x -1.32 | -5 | -5 | -5 | -5 | -5 | | | | | | 1.58 |
| 9 | LSp1 | | 1.50 | 0.05 | 0 | 1 | 2 | -1 | 0 | | | | | | 1.55 |
| 10 | ChSq1 | | 3.00 | 0.67 | 1 | 2 | 2 | 1 | 0 | | | | | | 3.67 |
| 11 | CCoSp3 | | 3.00 | 0.40 | 1 | 2 | 2 | 1 | 0 | | | | | | 3.40 |
| | | | 35.11 | | | | | | | | | | | 27.53 | |
| Program Components | | | | Factor | | | | | | | | | | | |
| Composition | | | | 2.67 | 4.75 | 4.25 | 4.00 | 4.75 | 4.00 | | | | | 4.33 | |
| Presentation | | | | 2.67 | 4.75 | 4.75 | 4.25 | 4.50 | 4.25 | | | | | 4.50 | |
| Skating Skills | | | | 2.67 | 5.00 | 5.50 | 4.50 | 5.00 | 5.00 | | | | | 5.00 | |
| Judges Total Program Component Score (factored) | | | | | | | | | | | | | | 36.93 | |
| Deductions: | | Falls | | | -4.00 (4) | | | | | | | | -4.00 | | |

| Rank | Name | Nation | Starting Number | Total Segment Score | Total Element Score | Total Program Component Score (factored) | | | | | | Total Deductions | | | |
|--|---------------------|--------|-----------------|---------------------|---------------------|--|------|------|------|----|----|------------------|--------------|--------------|-----------------|
| 22 | Helina KULL | EST | 5 | 59.67 | 31.18 | 30.49 | | | | | | -2.00 | | | |
| # | Executed Elements | Info | Base Value | GOE | J1 | J2 | J3 | J4 | J5 | J6 | J7 | J8 | J9 | Ref. | Scores of Panel |
| 1 | 3S | F | 4.30 | -2.15 | -5 | -5 | -5 | -5 | -5 | | | | | | 2.15 |
| 2 | 3Tq+2T | q | 5.50 | -0.84 | -2 | -2 | -3 | -2 | -2 | | | | | | 4.66 |
| 3 | 3T< | F | 3.36 | -1.68 | -5 | -5 | -5 | -5 | -5 | | | | | | 1.68 |
| 4 | 3S+1A+SEQ | | 5.40 | 0.00 | 0 | 0 | 0 | 0 | 0 | | | | | | 5.40 |
| 5 | FCCoSp3 | | 3.00 | -0.20 | -1 | 0 | -1 | -1 | 1 | | | | | | 2.80 |
| 6 | 2Lz+COMBO+2Lo*+2Lo* | * | 2.31 | x -0.70 | -2 | -4 | -3 | -4 | -3 | | | | | | 1.61 |
| 7 | ChSq1 | | 3.00 | -0.83 | -2 | -2 | 0 | -1 | -2 | | | | | | 2.17 |
| 8 | 2A | | 3.63 | x -0.33 | -1 | -1 | -1 | -1 | 0 | | | | | | 3.30 |
| 9 | 2Lz | | 2.31 | x 0.00 | 0 | 0 | 0 | 0 | 0 | | | | | | 2.31 |
| 10 | LSp3 | | 2.40 | 0.00 | 0 | 0 | 1 | -1 | 0 | | | | | | 2.40 |
| 11 | CCoSp3 | | 3.00 | -0.30 | -1 | 1 | 0 | -2 | -2 | | | | | | 2.70 |
| | | | 38.21 | | | | | | | | | | | 31.18 | |
| Program Components | | | | Factor | | | | | | | | | | | |
| Composition | | | | 2.67 | 3.75 | 3.75 | 3.50 | 3.50 | 3.50 | | | | | 3.58 | |
| Presentation | | | | 2.67 | 4.00 | 3.75 | 3.50 | 3.50 | 3.75 | | | | | 3.67 | |
| Skating Skills | | | | 2.67 | 4.50 | 4.50 | 3.75 | 3.75 | 4.25 | | | | | 4.17 | |
| Judges Total Program Component Score (factored) | | | | | | | | | | | | | | 30.49 | |
| Deductions: | | Falls | | | -2.00 (2) | | | | | | | | -2.00 | | |





JUDGES DETAILS PER SKATER
JUNIOR WOMEN FREE SKATING

| Rank | Name | Nation | Starting Number | Total Segment Score | Total Element Score | Total Program Component Score (factored) | | | | | | Total Deductions | | | | |
|--|-------------------|--------|-----------------|---------------------|---------------------|--|------|------|------|----|----|------------------|----|------|-----------------|------|
| 23 | Adelija MATJUNINA | LAT | 2 | 59.53 | 25.95 | 33.58 | | | | | | 0.00 | | | | |
| # | Executed Elements | Info | Base Value | GOE | J1 | J2 | J3 | J4 | J5 | J6 | J7 | J8 | J9 | Ref. | Scores of Panel | |
| 1 | 3Lo< | < | 3.92 | -1.05 | -2 | -3 | -3 | -3 | -2 | | | | | | 2.87 | |
| 2 | 2A+2T | | 4.60 | 0.00 | 0 | 0 | 0 | 0 | 0 | | | | | | 4.60 | |
| 3 | 3S<+1A+SEQ | < | 4.54 | -0.69 | -2 | -2 | -2 | -3 | -2 | | | | | | 3.85 | |
| 4 | FSSp2 | | 2.30 | 0.23 | 0 | 1 | 2 | 0 | 2 | | | | | | 2.53 | |
| 5 | 3S<< | << | 1.30 | -0.65 | -5 | -5 | -5 | -4 | -5 | | | | | | 0.65 | |
| 6 | A | x | 0.00 | 0.00 | - | - | - | - | - | | | | | | 0.00 | |
| 7 | CCoSp3 | | 3.00 | 0.10 | 0 | 0 | 1 | 0 | 1 | | | | | | 3.10 | |
| 8 | ChSq1 | | 3.00 | 0.33 | 0 | 1 | 2 | 0 | 1 | | | | | | 3.33 | |
| 9 | 1Lz!+2T | ! | 2.09 | -0.48 | -4 | -3 | -5 | -3 | -4 | | | | | | 1.61 | |
| 10 | 2F | x | 1.98 | -0.12 | -1 | -1 | 0 | -1 | 0 | | | | | | 1.86 | |
| 11 | LSp1 | | 1.50 | 0.05 | -1 | 1 | 1 | -1 | 1 | | | | | | 1.55 | |
| | | | 28.23 | | | | | | | | | | | | 25.95 | |
| Program Components | | | | Factor | | | | | | | | | | | | |
| Composition | | | | 2.67 | 3.75 | 4.25 | 4.50 | 3.50 | 4.50 | | | | | | | 4.17 |
| Presentation | | | | 2.67 | 3.75 | 4.50 | 4.00 | 3.25 | 4.50 | | | | | | | 4.08 |
| Skating Skills | | | | 2.67 | 4.25 | 4.75 | 4.00 | 3.75 | 5.00 | | | | | | | 4.33 |
| Judges Total Program Component Score (factored) | | | | | | | | | | | | | | | 33.58 | |

Deductions:



0.00

| Rank | Name | Nation | Starting Number | Total Segment Score | Total Element Score | Total Program Component Score (factored) | | | | | | Total Deductions | | | | |
|--|-------------------|--------|-----------------|---------------------|---------------------|--|------|------|------|----|----|------------------|----|------|-----------------|------|
| 24 | Darja LEETBERG | EST | 6 | 57.31 | 26.16 | 31.15 | | | | | | 0.00 | | | | |
| # | Executed Elements | Info | Base Value | GOE | J1 | J2 | J3 | J4 | J5 | J6 | J7 | J8 | J9 | Ref. | Scores of Panel | |
| 1 | 3S< | < | 3.44 | -1.26 | -3 | -3 | -4 | -4 | -5 | | | | | | 2.18 | |
| 2 | 2A< | < | 2.64 | -0.97 | -3 | -2 | -3 | -5 | -5 | | | | | | 1.67 | |
| 3 | 2A< | < | 2.64 | -1.15 | -3 | -4 | -5 | -4 | -5 | | | | | | 1.49 | |
| 4 | LSp3 | | 2.40 | 0.08 | 1 | 0 | -1 | 1 | 0 | | | | | | 2.48 | |
| 5 | 2Lz!q+2Loq | ! | 3.80 | -0.98 | -5 | -4 | -4 | -5 | -5 | | | | | | 2.82 | |
| 6 | 2Flq+1Eu+2Fq | ! | 4.51 | -0.78 | -4 | -4 | -4 | -5 | -5 | | | | | | 3.73 | |
| 7 | 2Lzq+2Loq | q | 4.18 | -0.70 | -3 | -3 | -3 | -4 | -5 | | | | | | 3.48 | |
| 8 | ChSq1 | | 3.00 | -0.17 | 0 | -2 | 1 | -1 | 0 | | | | | | 2.83 | |
| 9 | 2S | x | 1.43 | 0.00 | 0 | 0 | 0 | 0 | 0 | | | | | | 1.43 | |
| 10 | FSSp1 | | 2.00 | -0.20 | -1 | -1 | -1 | -2 | 0 | | | | | | 1.80 | |
| 11 | CCoSp3V | | 2.25 | 0.00 | 0 | 0 | 0 | 0 | 1 | | | | | | 2.25 | |
| | | | 32.29 | | | | | | | | | | | | 26.16 | |
| Program Components | | | | Factor | | | | | | | | | | | | |
| Composition | | | | 2.67 | 3.50 | 3.75 | 3.75 | 3.75 | 3.75 | | | | | | | 3.75 |
| Presentation | | | | 2.67 | 3.75 | 3.75 | 3.75 | 4.00 | 3.75 | | | | | | | 3.75 |
| Skating Skills | | | | 2.67 | 4.25 | 4.25 | 3.75 | 4.25 | 4.00 | | | | | | | 4.17 |
| Judges Total Program Component Score (factored) | | | | | | | | | | | | | | | 31.15 | |

Deductions:

0.00







JUDGES DETAILS PER SKATER
JUNIOR WOMEN FREE SKATING

| Rank | Name | Nation | Starting Number | Total Segment Score | Total Element Score | Total Program Component Score (factored) | | | | | | | Total Deductions | | | |
|--|-------------------|--------|----------------------|---------------------|---------------------|--|------|------|----|----|----|----|------------------|------|-----------------|--------------|
| 25 | Adeele TEIVEJOE | EST | 7 | 56.47 | 22.55 | 34.92 | | | | | | | -1.00 | | | |
| # | Executed Elements | Info | Base Value | GOE | J1 | J2 | J3 | J4 | J5 | J6 | J7 | J8 | J9 | Ref. | Scores of Panel | |
| 1 | 2A+COMBO+2T* | * | 3.30 | -1.32 | -4 | -3 | -4 | -5 | -4 | | | | | | 1.98 | |
| 2 | 3S< | < | 3.44 | -1.72 | -5 | -5 | -5 | -4 | -5 | | | | | | 1.72 | |
| 3 | 3S<<+REP | << | 0.91 | -0.65 | -5 | -5 | -5 | -5 | -5 | | | | | | 0.26 | |
| 4 | CSp2 | | 1.80 | 0.24 | 1 | 1 | 2 | 1 | 2 | | | | | | 2.04 | |
| 5 | 2A | | 3.30 | 0.22 | 0 | 1 | 1 | 0 | 1 | | | | | | 3.52 | |
| 6 | 2Lo+1Eu+2S | | 3.85 | 0.11 | 1 | 0 | 1 | 0 | 1 | | | | | | 3.96 | |
| 7 | 2T+2T* | * | 1.43 | x 0.09 | 0 | 1 | 2 | 0 | 1 | | | | | | 1.52 | |
| 8 | 2Lo | x | 1.87 | x 0.06 | 0 | 0 | 1 | 0 | 1 | | | | | | 1.93 | |
| 9 | ChSq1 | | 3.00 | -0.33 | -2 | -1 | -1 | 1 | 0 | | | | | | 2.67 | |
| 10 | FSSp3 | | 2.60 | 0.35 | 1 | 1 | 2 | 1 | 2 | | | | | | 2.95 | |
| 11 | CCoSp | | 0.00 | 0.00 | - | - | - | - | - | | | | | | 0.00 | |
| | | | 25.50 | | | | | | | | | | | | 22.55 | |
| Program Components | | | Factor | | | | | | | | | | | | | |
| Composition | | | 2.67 | 4.00 | 4.75 | 3.75 | 4.25 | 4.25 | | | | | | | | 4.17 |
| Presentation | | | 2.67 | 3.75 | 5.00 | 4.25 | 4.50 | 4.25 | | | | | | | | 4.33 |
| Skating Skills | | | 2.67 | 4.50 | 5.25 | 4.50 | 4.50 | 4.75 | | | | | | | | 4.58 |
| Judges Total Program Component Score (factored) | | | | | | | | | | | | | | | | 34.92 |
| Deductions: | | | Time violation -1.00 | | | | | | | | | | | | | -1.00 |

| Rank | Name | Nation | Starting Number | Total Segment Score | Total Element Score | Total Program Component Score (factored) | | | | | | | Total Deductions | | | |
|--|-------------------|--------|-----------------|---------------------|---------------------|--|------|------|----|----|----|----|------------------|------|-----------------|--------------|
| 26 | Diana ERPORT | EST | 4 | 55.18 | 27.26 | 30.92 | | | | | | | -3.00 | | | |
| # | Executed Elements | Info | Base Value | GOE | J1 | J2 | J3 | J4 | J5 | J6 | J7 | J8 | J9 | Ref. | Scores of Panel | |
| 1 | 3T | F | 4.20 | -2.10 | -5 | -5 | -5 | -5 | -5 | | | | | | 2.10 | |
| 2 | 3S+2T | | 5.60 | 0.00 | 0 | 0 | 1 | 0 | 0 | | | | | | 5.60 | |
| 3 | 3Lo< | F | 3.92 | -1.96 | -5 | -5 | -5 | -5 | -5 | | | | | | 1.96 | |
| 4 | FSSp4 | | 3.00 | 0.40 | 2 | 2 | 1 | 0 | 1 | | | | | | 3.40 | |
| 5 | 1A+1Eu+1F | | 2.10 | 0.00 | 0 | 0 | 0 | 0 | 0 | | | | | | 2.10 | |
| 6 | ChSq1 | | 3.00 | -0.50 | 0 | -1 | -2 | -3 | 0 | | | | | | 2.50 | |
| 7 | 2T | | 1.43 | x 0.00 | 0 | 1 | 0 | 0 | 0 | | | | | | 1.43 | |
| 8 | 2S | F | 1.43 | x -0.65 | -5 | -5 | -5 | -5 | -5 | | | | | | 0.78 | |
| 9 | 2Lz | x | 2.31 | x 0.14 | 1 | 0 | 1 | 0 | 1 | | | | | | 2.45 | |
| 10 | CSp1 | | 1.40 | -0.19 | -1 | -2 | -2 | -1 | 0 | | | | | | 1.21 | |
| 11 | CCoSp4 | | 3.50 | 0.23 | 0 | 1 | 1 | 0 | 2 | | | | | | 3.73 | |
| | | | 31.89 | | | | | | | | | | | | 27.26 | |
| Program Components | | | Factor | | | | | | | | | | | | | |
| Composition | | | 2.67 | 4.00 | 3.75 | 3.50 | 3.50 | 4.00 | | | | | | | | 3.75 |
| Presentation | | | 2.67 | 4.25 | 3.50 | 3.25 | 3.25 | 4.00 | | | | | | | | 3.58 |
| Skating Skills | | | 2.67 | 4.75 | 4.50 | 3.75 | 3.75 | 4.50 | | | | | | | | 4.25 |
| Judges Total Program Component Score (factored) | | | | | | | | | | | | | | | | 30.92 |
| Deductions: | | | Falls -3.00 (3) | | | | | | | | | | | | | -3.00 |





JUDGES DETAILS PER SKATER
JUNIOR WOMEN FREE SKATING


| Rank | Name | Nation | Starting Number | Total Segment Score | Total Element Score | Total Program Component Score (factored) | | | | | | Total Deductions | | | |
|--|-------------------|--------|-----------------|---------------------|---------------------|--|------|------|----|----|----|------------------|--------------|------|-----------------|
| 27 | Varvara MOROZOVA | EST | 3 | 53.76 | 24.60 | 29.16 | | | | | | 0.00 | | | |
| # | Executed Elements | Info | Base Value | GOE | J1 | J2 | J3 | J4 | J5 | J6 | J7 | J8 | J9 | Ref. | Scores of Panel |
| 1 | 3F< | < | 4.24 | -0.85 | -2 | -1 | -2 | -2 | -3 | | | | | | 3.39 |
| 2 | 1Fe | e | 0.40 | -0.09 | -3 | -2 | -4 | -2 | -2 | | | | | | 0.31 |
| 3 | 2S+1Eu+2S | | 3.10 | 0.00 | 0 | 0 | 1 | 0 | 0 | | | | | | 3.10 |
| 4 | LSp1 | | 1.50 | -0.15 | -1 | -1 | -1 | -2 | 0 | | | | | | 1.35 |
| 5 | 1A | | 1.10 | -0.11 | -1 | 0 | -1 | -1 | -2 | | | | | | 0.99 |
| 6 | ChSq1 | | 3.00 | -0.50 | -1 | 0 | -2 | -2 | 0 | | | | | | 2.50 |
| 7 | FSSp1 | | 2.00 | -0.40 | -2 | -1 | -2 | -2 | -2 | | | | | | 1.60 |
| 8 | 2Lz+2T | | 3.74 | x 0.00 | 0 | 0 | 0 | 0 | 0 | | | | | | 3.74 |
| 9 | 2Aq | q | 3.63 | x -1.10 | -3 | -3 | -4 | -4 | -3 | | | | | | 2.53 |
| 10 | 2Fq+2Tq | q | 3.41 | x -0.90 | -5 | -5 | -5 | -4 | -5 | | | | | | 2.51 |
| 11 | CCoSp2 | | 2.50 | 0.08 | 1 | 2 | 0 | 0 | 0 | | | | | | 2.58 |
| | | | 28.62 | | | | | | | | | | | | 24.60 |
| Program Components | | | Factor | | | | | | | | | | | | |
| Composition | | | 2.67 | 3.75 | 3.75 | 2.50 | 3.25 | 3.25 | | | | | | | 3.42 |
| Presentation | | | 2.67 | 4.00 | 4.00 | 2.50 | 3.00 | 3.50 | | | | | | | 3.50 |
| Skating Skills | | | 2.67 | 4.50 | 4.50 | 3.00 | 3.50 | 4.00 | | | | | | | 4.00 |
| Judges Total Program Component Score (factored) | | | | | | | | | | | | | 29.16 | | |

Deductions:

0.00

| Rank | Name | Nation | Starting Number | Total Segment Score | Total Element Score | Total Program Component Score (factored) | | | | | | Total Deductions | | | |
|--|-------------------|--------|-----------------|---------------------|---------------------|--|------|------|----|----|----|------------------|--------------|------|-----------------|
| 28 | Polina KUROTSKINA | EST | 10 | 52.60 | 22.34 | 32.26 | | | | | | -2.00 | | | |
| # | Executed Elements | Info | Base Value | GOE | J1 | J2 | J3 | J4 | J5 | J6 | J7 | J8 | J9 | Ref. | Scores of Panel |
| 1 | 3S<< | << | 1.30 | -0.65 | -5 | -5 | -5 | -5 | -4 | | | | | | 0.65 |
| 2 | 2A+2T | | 4.60 | -0.77 | -3 | -2 | -2 | -2 | -3 | | | | | | 3.83 |
| 3 | 2A | | 3.30 | 0.11 | 0 | 0 | 1 | 1 | 0 | | | | | | 3.41 |
| 4 | FCSp1 | | 1.90 | -0.95 | -5 | -5 | -5 | -5 | -4 | | | | | | 0.95 |
| 5 | 2Lze | e | 1.68 | -0.73 | -4 | -5 | -4 | -3 | -5 | | | | | | 0.95 |
| 6 | SSp3 | | 2.10 | 0.07 | 1 | 0 | 2 | 0 | 0 | | | | | | 2.17 |
| 7 | 1Lze | F | 0.53 | x -0.24 | -5 | -5 | -5 | -5 | -5 | | | | | | 0.29 |
| 8 | 2F+2T< | < | 3.12 | x -0.36 | -2 | -2 | -1 | -2 | -4 | | | | | | 2.76 |
| 9 | 2Lo+1Eu+2S< | < | 3.56 | x -0.40 | -2 | -3 | -2 | -2 | -3 | | | | | | 3.16 |
| 10 | CCoSp1 | | 2.00 | 0.00 | 0 | 0 | 0 | -2 | 0 | | | | | | 2.00 |
| 11 | ChSq1 | | 3.00 | -0.83 | -3 | -3 | -1 | -1 | 0 | | | | | | 2.17 |
| | | | 27.09 | | | | | | | | | | | | 22.34 |
| Program Components | | | Factor | | | | | | | | | | | | |
| Composition | | | 2.67 | 3.50 | 4.00 | 3.00 | 4.00 | 4.25 | | | | | | | 3.83 |
| Presentation | | | 2.67 | 3.25 | 3.75 | 2.75 | 4.00 | 4.25 | | | | | | | 3.67 |
| Skating Skills | | | 2.67 | 4.25 | 4.75 | 3.75 | 4.75 | 4.75 | | | | | | | 4.58 |
| Judges Total Program Component Score (factored) | | | | | | | | | | | | | 32.26 | | |
| Deductions: | | | Time violation | -1.00 | Falls | | | | | | | -1.00 (1) | -2.00 | | |





JUDGES DETAILS PER SKATER
JUNIOR WOMEN FREE SKATING

| Rank | Name | Nation | Starting Number | Total Segment Score | Total Element Score | Total Program Component Score (factored) | | | | | | Total Deductions | | | | |
|--|-------------------|--------|-----------------|---------------------|---------------------|--|------|------|------|----|----|------------------|----|------|-----------------|--------------|
| 29 | Katarina KALME | EST | 1 | 47.08 | 20.83 | 28.25 | | | | | | -2.00 | | | | |
| # | Executed Elements | Info | Base Value | GOE | J1 | J2 | J3 | J4 | J5 | J6 | J7 | J8 | J9 | Ref. | Scores of Panel | |
| 1 | 2A | F | 3.30 | -1.65 | -5 | -5 | -5 | -5 | -5 | | | | | | 1.65 | |
| 2 | 3S<< | << | 1.30 | -0.39 | -3 | -3 | -3 | -3 | -3 | | | | | | 0.91 | |
| 3 | 2Lo | | 1.70 | 0.00 | 0 | 0 | 0 | 0 | 0 | | | | | | 1.70 | |
| 4 | FSSp2 | | 2.30 | 0.00 | -1 | 1 | 1 | -2 | 0 | | | | | | 2.30 | |
| 5 | 2A | F | 3.30 | -1.65 | -5 | -5 | -5 | -5 | -5 | | | | | | 1.65 | |
| 6 | 2F+2Lo< | < | 3.16 | -0.36 | -2 | -2 | -1 | -2 | -3 | | | | | | 2.80 | |
| 7 | 2Lz! | ! | 2.31 | x -0.21 | -1 | -1 | -1 | -1 | -1 | | | | | | 2.10 | |
| 8 | 2F | | 1.98 | x -0.36 | -2 | -2 | -2 | -2 | -2 | | | | | | 1.62 | |
| 9 | CSp2 | | 1.80 | 0.00 | 0 | 0 | 1 | -1 | 0 | | | | | | 1.80 | |
| 10 | ChSq1 | | 3.00 | 0.00 | 0 | 0 | 1 | -1 | 0 | | | | | | 3.00 | |
| 11 | CCoSp1V | | 1.50 | -0.20 | -1 | -2 | -2 | -1 | 0 | | | | | | 1.30 | |
| | | | 25.65 | | | | | | | | | | | | 20.83 | |
| Program Components | | | | Factor | | | | | | | | | | | | |
| Composition | | | | 2.67 | 3.00 | 3.75 | 2.75 | 3.25 | 4.00 | | | | | | | 3.33 |
| Presentation | | | | 2.67 | 3.25 | 4.00 | 2.75 | 3.00 | 4.00 | | | | | | | 3.42 |
| Skating Skills | | | | 2.67 | 3.75 | 4.25 | 3.25 | 3.50 | 4.25 | | | | | | | 3.83 |
| Judges Total Program Component Score (factored) | | | | | | | | | | | | | | | | 28.25 |
| Deductions: | | | | Falls | -2.00 (2) | | | | | | | | | | | -2.00 |

| Legend: | | | | | | | |
|---------|---|-----|----------------------------|----|--------------------|------|-----------------|
| # | Sequence number | GOE | Grade of Execution | Jx | Judges (x=1-9) | Ref. | Referee |
| * | Invalid element | e | Wrong edge | < | Under-rotated jump | << | Downgraded jump |
| x | Credit for highlight distribution, base value multiplied by 1.1 | | | ! | Not clear edge | REP | Jump repetition |
| F | Fall | q | Jump landed on the quarter | | | | |

