



## JUDGES DETAILS PER SKATER


### JUNIOR WOMEN SHORT PROGRAM

Rank	Name	Nation	Starting Number	Total Segment Score	Total Element Score	Total Program Component Score (factored)						Total Deductions				
1	Anthea GRADINARU	SUI	15	57.18	31.36	25.82						0.00				
#	Executed Elements	Info	Base Value	GOE	J1	J2	J3	J4	J5	J6	J7	J8	J9	Ref.	Scores of Panel	
1	3F!+3Lo<<	<<	7.00	-2.12	-4	-5	-4	-3	-4						4.88	
2	2A		3.30	0.33	2	1	1	1	0						3.63	
3	LSp3		2.40	0.48	2	3	2	2	1						2.88	
4	3Lz	x	6.49	1.38	3	2	3	2	2						7.87	
5	FSSp4		3.00	0.60	2	2	2	1	2						3.60	
6	StSq3		3.30	0.88	3	2	3	3	2						4.18	
7	CCoSp4		3.50	0.82	3	2	3	2	2						4.32	
			<b>28.99</b>												<b>31.36</b>	
Program Components			Factor													
Composition			1.33	7.00	6.50	6.50	6.50	6.00							6.50	
Presentation			1.33	7.00	6.75	6.50	6.50	6.50							6.58	
Skating Skills			1.33	6.50	6.50	6.25	6.25	6.00							6.33	
<b>Judges Total Program Component Score (factored)</b>																<b>25.82</b>
<b>Deductions:</b>															<b>0.00</b>	

Rank	Name	Nation	Starting Number	Total Segment Score	Total Element Score	Total Program Component Score (factored)						Total Deductions				
2	Nataly LANGERBAUR	EST	8	53.01	29.18	23.83						0.00				
#	Executed Elements	Info	Base Value	GOE	J1	J2	J3	J4	J5	J6	J7	J8	J9	Ref.	Scores of Panel	
1	3Lo+3T<	<	8.26	-0.82	-2	-3	-1	-1	-2						7.44	
2	3Lze	e	4.72	-0.78	-2	-1	-1	-3	-2						3.94	
3	FSSp4		3.00	0.30	1	2	1	0	1						3.30	
4	CSp3		2.30	0.08	-1	1	1	1	-1						2.38	
5	StSq3		3.30	0.66	1	2	2	2	2						3.96	
6	2A	x	3.63	0.33	1	1	2	0	1						3.96	
7	CCoSp4		3.50	0.70	2	2	2	2	1						4.20	
			<b>28.71</b>												<b>29.18</b>	
Program Components			Factor													
Composition			1.33	5.75	5.75	6.00	6.25	6.00							5.92	
Presentation			1.33	5.50	6.00	6.25	6.00	5.50							5.83	
Skating Skills			1.33	6.00	6.25	6.25	6.50	6.00							6.17	
<b>Judges Total Program Component Score (factored)</b>																<b>23.83</b>
<b>Deductions:</b>															<b>0.00</b>	

Rank	Name	Nation	Starting Number	Total Segment Score	Total Element Score	Total Program Component Score (factored)						Total Deductions				
3	Anna IUSHCHENKOVA	ISR	12	52.58	30.30	22.28						0.00				
#	Executed Elements	Info	Base Value	GOE	J1	J2	J3	J4	J5	J6	J7	J8	J9	Ref.	Scores of Panel	
1	3Lo+3T<	<	8.26	-0.98	-2	-2	-2	-2	-2						7.28	
2	2A		3.30	0.66	2	1	2	2	2						3.96	
3	FSSp4		3.00	0.50	1	2	2	2	1						3.50	
4	3Lz	x	6.49	0.79	2	1	2	0	1						7.28	
5	CCoSp3		3.00	0.30	1	1	2	1	1						3.30	
6	StSq2		2.60	0.35	1	2	2	1	0						2.95	
7	LSp2		1.90	0.13	0	1	1	0	1						2.03	
			<b>28.55</b>												<b>30.30</b>	
Program Components			Factor													
Composition			1.33	5.75	5.75	5.50	5.75	5.00							5.67	
Presentation			1.33	5.75	6.00	5.25	5.75	4.50							5.58	
Skating Skills			1.33	5.50	5.50	5.50	5.50	4.50							5.50	
<b>Judges Total Program Component Score (factored)</b>																<b>22.28</b>
<b>Deductions:</b>															<b>0.00</b>	







**JUDGES DETAILS PER SKATER**  
**JUNIOR WOMEN SHORT PROGRAM**

Rank	Name	Nation	Starting Number	Total Segment Score	Total Element Score	Total Program Component Score (factored)						Total Deductions			
4	Petra LAHTI	FIN	19	50.74	28.67	22.07						0.00			
#	Executed Elements	Info	Base Value	GOE	J1	J2	J3	J4	J5	J6	J7	J8	J9	Ref.	Scores of Panel
1	3Sq+3T	q	8.50	-0.43	-1	-1	0	-1	-2						8.07
2	3Lze	e	4.72	-1.10	-3	-2	-2	-3	-2						3.62
3	FSSp4		3.00	0.00	0	-1	0	0	0						3.00
4	2A	x	3.63	0.33	1	1	1	1	1						3.96
5	LSp2		1.90	0.19	0	1	2	1	1						2.09
6	CCoSp4		3.50	0.47	1	-1	2	2	1						3.97
7	StSq3		3.30	0.66	2	1	2	2	2						3.96
			<b>28.55</b>												<b>28.67</b>
Program Components				Factor											
Composition				1.33	5.50	5.00	5.25	6.25	5.75				5.50		
Presentation				1.33	5.75	5.25	5.50	6.25	5.75				5.67		
Skating Skills				1.33	5.50	5.25	5.25	6.00	5.50				5.42		
<b>Judges Total Program Component Score (factored)</b>											<b>22.07</b>				
<b>Deductions:</b>												<b>0.00</b>			

Rank	Name	Nation	Starting Number	Total Segment Score	Total Element Score	Total Program Component Score (factored)						Total Deductions			
5	Lotta ARTIMO	FIN	22	50.73	28.55	22.18						0.00			
#	Executed Elements	Info	Base Value	GOE	J1	J2	J3	J4	J5	J6	J7	J8	J9	Ref.	Scores of Panel
1	3T+3Tq	q	8.40	-0.84	-3	-1	-1	-4	-2						7.56
2	2A		3.30	0.33	1	1	1	1	1						3.63
3	FSSp3		2.60	0.26	1	1	2	0	1						2.86
4	StSq2		2.60	0.26	1	1	2	1	0						2.86
5	3Lz	x	6.49	0.79	1	2	3	1	1						7.28
6	LSp2		1.90	0.06	0	1	2	0	0						1.96
7	CCoSp3V		2.25	0.15	1	0	2	1	-1						2.40
			<b>27.54</b>												<b>28.55</b>
Program Components				Factor											
Composition				1.33	5.50	5.50	5.75	5.50	5.00				5.50		
Presentation				1.33	5.75	5.50	6.00	5.75	5.00				5.67		
Skating Skills				1.33	5.75	5.25	5.75	5.50	5.00				5.50		
<b>Judges Total Program Component Score (factored)</b>											<b>22.18</b>				
<b>Deductions:</b>												<b>0.00</b>			

Rank	Name	Nation	Starting Number	Total Segment Score	Total Element Score	Total Program Component Score (factored)						Total Deductions			
6	Chiara HRISTOVA	BUL	2	48.92	29.20	19.72						0.00			
#	Executed Elements	Info	Base Value	GOE	J1	J2	J3	J4	J5	J6	J7	J8	J9	Ref.	Scores of Panel
1	2A		3.30	0.33	1	1	2	1	0						3.63
2	3F1+2T	!	6.60	-0.18	-2	0	0	0	-1						6.42
3	CCoSp4		3.50	0.23	1	0	2	1	0						3.73
4	3Lz	x	6.49	0.59	1	1	2	1	-1						7.08
5	FSSp4		3.00	0.10	1	-1	2	0	0						3.10
6	StSq2		2.60	0.26	1	1	2	1	0						2.86
7	CSp3		2.30	0.08	0	1	2	0	0						2.38
			<b>27.79</b>												<b>29.20</b>
Program Components				Factor											
Composition				1.33	5.50	4.00	4.75	5.75	4.00				4.75		
Presentation				1.33	5.75	4.00	4.75	6.00	4.00				4.83		
Skating Skills				1.33	5.75	4.50	5.00	5.75	5.00				5.25		
<b>Judges Total Program Component Score (factored)</b>											<b>19.72</b>				
<b>Deductions:</b>												<b>0.00</b>			







**JUDGES DETAILS PER SKATER**  
**JUNIOR WOMEN SHORT PROGRAM**

Rank	Name	Nation	Starting Number	Total Segment Score	Total Element Score	Total Program Component Score (factored)						Total Deductions			
7	Leona GEBARA	SWE	18	48.25	25.21	23.04						0.00			
#	Executed Elements	Info	Base Value	GOE	J1	J2	J3	J4	J5	J6	J7	J8	J9	Ref.	Scores of Panel
1	3Lz<<	<<	2.10	-0.77	-4	-4	-3	-5	-3						1.33
2	3T+2T		5.50	0.42	1	1	2	0	1						5.92
3	FSSp4		3.00	0.30	1	1	2	0	1						3.30
4	2A		3.30	0.66	2	2	2	0	2						3.96
5	CCoSp4		3.50	0.93	2	3	3	2	3						4.43
6	StSq2		2.60	0.43	1	2	2	2	1						3.03
7	LSp4		2.70	0.54	2	1	3	2	2						3.24
			<b>22.70</b>												<b>25.21</b>
Program Components			Factor												
Composition			1.33	5.25	6.25	6.50	5.25	6.00							5.83
Presentation			1.33	5.25	6.50	6.50	5.25	6.00							5.92
Skating Skills			1.33	5.25	5.75	5.75	5.00	5.75							5.58
<b>Judges Total Program Component Score (factored)</b>															<b>23.04</b>
<b>Deductions:</b>													<b>0.00</b>		

Rank	Name	Nation	Starting Number	Total Segment Score	Total Element Score	Total Program Component Score (factored)						Total Deductions			
8	Olesja LEONOVA	EST	13	47.88	26.94	20.94						0.00			
#	Executed Elements	Info	Base Value	GOE	J1	J2	J3	J4	J5	J6	J7	J8	J9	Ref.	Scores of Panel
1	3Fq+2T	q	6.60	-1.24	-2	-3	-1	-2	-3						5.36
2	2A		3.30	0.11	1	0	1	0	0						3.41
3	FSSp4		3.00	0.30	2	1	2	0	-1						3.30
4	3Lz<	<	5.19	-0.94	-1	-2	-2	-2	-3						4.25
5	CSp4		2.60	0.43	2	2	2	1	0						3.03
6	StSq3		3.30	0.44	1	2	2	1	1						3.74
7	CCoSp4		3.50	0.35	1	1	2	0	1						3.85
			<b>27.49</b>												<b>26.94</b>
Program Components			Factor												
Composition			1.33	5.25	5.25	5.25	5.50	5.00							5.25
Presentation			1.33	5.50	5.75	5.00	5.25	4.50							5.25
Skating Skills			1.33	5.50	5.25	5.25	5.25	4.50							5.25
<b>Judges Total Program Component Score (factored)</b>															<b>20.94</b>
<b>Deductions:</b>													<b>0.00</b>		

Rank	Name	Nation	Starting Number	Total Segment Score	Total Element Score	Total Program Component Score (factored)						Total Deductions			
9	Marta Helena PRANGEL	EST	26	46.73	27.23	19.50						0.00			
#	Executed Elements	Info	Base Value	GOE	J1	J2	J3	J4	J5	J6	J7	J8	J9	Ref.	Scores of Panel
1	3Lo+2T		6.20	0.00	0	0	1	0	0						6.20
2	3Lz		5.90	-0.20	0	-1	0	0	-1						5.70
3	CCoSp3		3.00	0.00	0	0	1	0	0						3.00
4	2A	x	3.63	0.33	2	1	2	0	0						3.96
5	FSSp4		3.00	0.20	1	1	2	0	0						3.20
6	StSq2		2.60	0.09	0	0	1	0	1						2.69
7	LSp3		2.40	0.08	1	-1	2	0	0						2.48
			<b>26.73</b>												<b>27.23</b>
Program Components			Factor												
Composition			1.33	5.00	4.00	5.75	4.75	5.00							4.92
Presentation			1.33	5.25	4.25	5.25	4.50	5.00							4.92
Skating Skills			1.33	5.50	4.50	5.00	4.75	4.75							4.83
<b>Judges Total Program Component Score (factored)</b>															<b>19.50</b>
<b>Deductions:</b>													<b>0.00</b>		







**JUDGES DETAILS PER SKATER**  
**JUNIOR WOMEN SHORT PROGRAM**

Rank	Name	Nation	Starting Number	Total Segment Score	Total Element Score	Total Program Component Score (factored)						Total Deductions			
10	Iida KARHUNEN	FIN	27	46.29	25.80	22.49						-2.00			
#	Executed Elements	Info	Base Value	GOE	J1	J2	J3	J4	J5	J6	J7	J8	J9	Ref.	Scores of Panel
1	3F+COMBO	F	5.30	-2.65	-5	-5	-5	-5	-5						2.65
2	2A		3.30	-0.66	-1	-2	-2	-2	-3						2.64
3	FSSp2		2.30	0.31	2	1	3	1	0						2.61
4	3Lz	x	6.49	0.39	1	0	2	0	1						6.88
5	StSq3		3.30	0.55	2	1	2	2	1						3.85
6	CCoSp4		3.50	0.70	2	2	3	2	2						4.20
7	LSp4		2.70	0.27	2	1	2	0	0						2.97
			<b>26.89</b>											<b>25.80</b>	
Program Components				Factor											
Composition				1.33	6.00	5.50	6.00	6.00	5.50					5.83	
Presentation				1.33	5.50	5.25	5.75	6.00	4.75					5.50	
Skating Skills				1.33	5.75	5.25	6.00	5.75	5.00					5.58	
<b>Judges Total Program Component Score (factored)</b>														<b>22.49</b>	
<b>Deductions:</b>				Time violation	-1.00	Falls							-1.00 (1)	<b>-2.00</b>	

Rank	Name	Nation	Starting Number	Total Segment Score	Total Element Score	Total Program Component Score (factored)						Total Deductions			
11	Sabina ALIEVA	AZE	28	44.26	26.30	18.96						-1.00			
#	Executed Elements	Info	Base Value	GOE	J1	J2	J3	J4	J5	J6	J7	J8	J9	Ref.	Scores of Panel
1	3Lz!	!	5.90	-0.20	-1	0	0	0	-2						5.70
2	3Lo+2T		6.20	0.16	1	0	1	0	-1						6.36
3	FSSp4		3.00	0.00	0	0	-3	0	0						3.00
4	2A	F	3.63	-1.65	-5	-5	-5	-5	-5						1.98
5	StSq2		2.60	0.17	1	1	1	0	0						2.77
6	CCoSp4		3.50	0.35	0	1	1	2	1						3.85
7	LSp3		2.40	0.24	1	1	2	1	0						2.64
			<b>27.23</b>											<b>26.30</b>	
Program Components				Factor											
Composition				1.33	5.50	4.50	4.75	4.00	5.00					4.75	
Presentation				1.33	5.25	4.75	4.75	4.75	4.25					4.75	
Skating Skills				1.33	5.75	4.75	4.75	4.50	4.75					4.75	
<b>Judges Total Program Component Score (factored)</b>														<b>18.96</b>	
<b>Deductions:</b>				Falls	-1.00 (1)										<b>-1.00</b>

Rank	Name	Nation	Starting Number	Total Segment Score	Total Element Score	Total Program Component Score (factored)						Total Deductions			
12	Adela VALLOVA	CZE	21	43.72	21.23	22.49						0.00			
#	Executed Elements	Info	Base Value	GOE	J1	J2	J3	J4	J5	J6	J7	J8	J9	Ref.	Scores of Panel
1	3T+2T		5.50	0.42	1	1	2	1	0						5.92
2	2Aq	q	3.30	-0.44	-1	-1	-1	-2	-2						2.86
3	FSSp3		2.60	0.17	1	1	2	0	0						2.77
4	2Lz	x	2.31	0.07	1	0	1	0	-1						2.38
5	CCoSp3		3.00	0.30	1	1	2	1	1						3.30
6	StSq1		1.80	0.30	2	2	2	1	1						2.10
7	LSp2		1.90	0.00	0	0	2	0	0						1.90
			<b>20.41</b>											<b>21.23</b>	
Program Components				Factor											
Composition				1.33	5.50	5.75	5.75	5.50	5.50					5.58	
Presentation				1.33	5.75	6.25	6.00	5.50	5.75					5.83	
Skating Skills				1.33	5.50	5.75	5.50	5.50	5.25					5.50	
<b>Judges Total Program Component Score (factored)</b>														<b>22.49</b>	
<b>Deductions:</b>															<b>0.00</b>







**JUDGES DETAILS PER SKATER**  
**JUNIOR WOMEN SHORT PROGRAM**

Rank	Name	Nation	Starting Number	Total Segment Score	Total Element Score	Total Program Component Score (factored)						Total Deductions				
13	Nikola FOMCHENKOVA	LAT	24	42.72	23.44	19.28						0.00				
#	Executed Elements	Info	Base Value	GOE	J1	J2	J3	J4	J5	J6	J7	J8	J9	Ref.	Scores of Panel	
1	3F!+2T	!	6.60	-0.35	-1	0	1	-1	-1						6.25	
2	3Lz		5.90	-1.97	-4	-3	-2	-3	-4						3.93	
3	2A		3.30	0.11	1	0	2	0	0						3.41	
4	FSSp1		2.00	0.20	1	1	2	1	0						2.20	
5	CCoSp3		3.00	-0.10	-1	0	1	-2	0						2.90	
6	StSq2		2.60	-0.09	0	0	1	-1	-2						2.51	
7	LSp3		2.40	-0.16	0	-1	1	-1	-1						2.24	
			<b>25.80</b>												<b>23.44</b>	
Program Components				Factor												
Composition				1.33	5.25	4.50	5.75	4.25	4.75							4.83
Presentation				1.33	5.25	4.75	5.50	4.25	4.25							4.75
Skating Skills				1.33	5.50	4.75	5.75	4.50	4.50							4.92
<b>Judges Total Program Component Score (factored)</b>															<b>19.28</b>	
<b>Deductions:</b>												<b>0.00</b>				

Rank	Name	Nation	Starting Number	Total Segment Score	Total Element Score	Total Program Component Score (factored)						Total Deductions				
14	Noelle STREULI	POL	3	42.41	21.46	21.95						-1.00				
#	Executed Elements	Info	Base Value	GOE	J1	J2	J3	J4	J5	J6	J7	J8	J9	Ref.	Scores of Panel	
1	3F!+1T*	*	5.30	-2.65	-5	-5	-5	-5	-5						2.65	
2	2A		3.30	0.66	2	2	2	1	2						3.96	
3	CCoSp4		3.50	0.82	2	1	3	2	3						4.32	
4	3Lz<<	F	2.31	x -1.05	-5	-5	-5	-5	-5						1.26	
5	FSSp3		2.60	0.35	2	2	0	1	1						2.95	
6	StSq3		3.30	0.22	1	0	1	1	0						3.52	
7	LSp3		2.40	0.40	3	0	4	2	0						2.80	
			<b>22.71</b>												<b>21.46</b>	
Program Components				Factor												
Composition				1.33	5.75	5.50	5.25	5.75	5.00							5.50
Presentation				1.33	6.00	5.25	5.00	5.75	4.25							5.33
Skating Skills				1.33	6.25	5.75	5.50	5.75	5.50							5.67
<b>Judges Total Program Component Score (factored)</b>															<b>21.95</b>	
<b>Deductions:</b> Falls												-1.00 (1)				

Rank	Name	Nation	Starting Number	Total Segment Score	Total Element Score	Total Program Component Score (factored)						Total Deductions				
15	Chiara SCHÖLL	SUI	20	42.36	22.41	20.95						-1.00				
#	Executed Elements	Info	Base Value	GOE	J1	J2	J3	J4	J5	J6	J7	J8	J9	Ref.	Scores of Panel	
1	3Lz<<	F	2.10	-1.05	-5	-5	-5	-5	-5						1.05	
2	3T+2T		5.50	-0.14	0	-1	0	0	-1						5.36	
3	CCoSp4		3.50	0.23	1	-1	0	1	1						3.73	
4	2A	x	3.63	0.44	2	1	2	1	1						4.07	
5	LSp3		2.40	0.16	1	1	2	0	0						2.56	
6	StSq2		2.60	0.35	2	1	2	1	1						2.95	
7	FSSp3		2.60	0.09	1	0	1	-1	0						2.69	
			<b>22.33</b>												<b>22.41</b>	
Program Components				Factor												
Composition				1.33	5.50	5.00	5.75	5.25	4.75							5.25
Presentation				1.33	5.50	5.25	5.50	5.25	5.00							5.33
Skating Skills				1.33	5.75	5.00	5.50	5.00	4.75							5.17
<b>Judges Total Program Component Score (factored)</b>															<b>20.95</b>	
<b>Deductions:</b> Falls												-1.00 (1)				





## JUDGES DETAILS PER SKATER



### JUNIOR WOMEN SHORT PROGRAM

Rank	Name	Nation	Starting Number	Total Segment Score	Total Element Score	Total Program Component Score (factored)						Total Deductions			
16	Emelie Louise RINNE	EST	23	42.25	21.52	20.73						0.00			
#	Executed Elements	Info	Base Value	GOE	J1	J2	J3	J4	J5	J6	J7	J8	J9	Ref.	Scores of Panel
1	2A		3.30	0.22	1	1	1	0	0						3.52
2	3Lz!	!	5.90	-0.20	-1	0	1	0	-1						5.70
3	LSp3		2.40	0.08	1	1	-2	0	0						2.48
4	3Fe<+2T	<	4.93	x -1.27	-4	-4	-5	-4	-3						3.66
5	FSSp1		2.00	-0.20	-1	-1	-1	0	-3						1.80
6	StSq2		2.60	0.26	1	2	1	1	0						2.86
7	CCoSp1V		1.50	0.00	0	-1	0	0	0						1.50
			<b>22.63</b>												<b>21.52</b>
Program Components			Factor												
Composition			1.33	5.75	5.75	5.00	4.75	4.75							5.17
Presentation			1.33	6.00	5.75	5.25	4.75	5.00							5.33
Skating Skills			1.33	5.75	5.50	5.00	4.50	4.75							5.08
<b>Judges Total Program Component Score (factored)</b>														<b>20.73</b>	
<b>Deductions:</b>													<b>0.00</b>		

Rank	Name	Nation	Starting Number	Total Segment Score	Total Element Score	Total Program Component Score (factored)						Total Deductions			
17	Elizabeth NOU	EST	31	41.30	19.48	22.82						-1.00			
#	Executed Elements	Info	Base Value	GOE	J1	J2	J3	J4	J5	J6	J7	J8	J9	Ref.	Scores of Panel
1	2A		3.30	0.66	2	2	3	2	1						3.96
2	3Lzq	F	5.90	-2.95	-5	-5	-5	-5	-5						2.95
3	CCoSp2V		1.88	0.32	2	1	2	2	0						2.20
4	3T<+2T	<	5.13	x -1.12	-3	-4	-3	-3	-4						4.01
5	FSSp		0.00	0.00	-	-	-	-	-						0.00
6	StSq2		2.60	0.43	2	1	2	2	0						3.03
7	LSp4		2.70	0.63	3	2	3	2	1						3.33
			<b>21.51</b>												<b>19.48</b>
Program Components			Factor												
Composition			1.33	6.00	4.50	6.25	6.25	5.25							5.83
Presentation			1.33	5.75	5.00	6.25	6.00	5.00							5.58
Skating Skills			1.33	6.00	5.25	6.00	6.00	5.00							5.75
<b>Judges Total Program Component Score (factored)</b>														<b>22.82</b>	
<b>Deductions:</b> Falls													-1.00 (1)		

Rank	Name	Nation	Starting Number	Total Segment Score	Total Element Score	Total Program Component Score (factored)						Total Deductions			
18	Valeria PRUTTSSENKO	EST	5	39.31	19.68	19.63						0.00			
#	Executed Elements	Info	Base Value	GOE	J1	J2	J3	J4	J5	J6	J7	J8	J9	Ref.	Scores of Panel
1	3Lzq	q	5.90	-1.18	-2	-2	-2	-2	-2						4.72
2	3Tq+2T	q	5.50	-0.84	-2	-2	-2	-2	0						4.66
3	LSp2		1.90	0.19	1	1	2	1	0						2.09
4	A*	*	0.00	x 0.00	-	-	-	-	-						0.00
5	FSSp3		2.60	0.43	2	2	2	1	0						3.03
6	StSq1		1.80	0.18	0	1	2	2	0						1.98
7	CCoSp3		3.00	0.20	1	0	2	1	0						3.20
			<b>20.70</b>												<b>19.68</b>
Program Components			Factor												
Composition			1.33	4.00	5.75	3.75	6.00	5.00							4.92
Presentation			1.33	4.50	5.50	4.00	5.75	4.00							4.67
Skating Skills			1.33	4.75	5.75	4.25	6.00	5.00							5.17
<b>Judges Total Program Component Score (factored)</b>														<b>19.63</b>	
<b>Deductions:</b>													<b>0.00</b>		





## JUDGES DETAILS PER SKATER



### JUNIOR WOMEN SHORT PROGRAM

Rank	Name	Nation	Starting Number	Total Segment Score	Total Element Score	Total Program Component Score (factored)						Total Deductions			
19	SelmaSiri LARSEN	DEN	1	38.87	20.70	18.17						0.00			
#	Executed Elements	Info	Base Value	GOE	J1	J2	J3	J4	J5	J6	J7	J8	J9	Ref.	Scores of Panel
1	3S+2T		5.60	0.14	0	0	1	1	0						5.74
2	1Lz!*	*	0.00	0.00	-	-	-	-	-						0.00
3	CSp4		2.60	0.26	0	1	2	2	0						2.86
4	2Aq	q	3.63	x -0.55	-2	-1	-1	-2	-2						3.08
5	FSSp3		2.60	0.09	-1	1	2	0	0						2.69
6	StSq2		2.60	0.00	0	0	0	0	-1						2.60
7	CCoSp4		3.50	0.23	-1	1	1	1	0						3.73
			<b>20.53</b>												<b>20.70</b>
Program Components			Factor												
Composition			1.33	4.50	4.25	4.25	5.25	4.00							4.33
Presentation			1.33	5.00	4.50	4.25	5.00	3.75							4.58
Skating Skills			1.33	4.75	4.75	4.50	5.00	4.75							4.75
<b>Judges Total Program Component Score (factored)</b>														<b>18.17</b>	
<b>Deductions:</b>															<b>0.00</b>

Rank	Name	Nation	Starting Number	Total Segment Score	Total Element Score	Total Program Component Score (factored)						Total Deductions			
20	Polina KUROTSKINA	EST	11	37.17	18.44	18.73						0.00			
#	Executed Elements	Info	Base Value	GOE	J1	J2	J3	J4	J5	J6	J7	J8	J9	Ref.	Scores of Panel
1	2A		3.30	0.44	2	1	1	1	2						3.74
2	2F+2T		3.10	0.12	1	1	1	0	0						3.22
3	CSp3		2.30	0.23	1	1	2	1	0						2.53
4	2Lze	e	1.85	x -0.45	-3	-1	-2	-3	-3						1.40
5	FSSp3		2.60	-0.09	0	-1	0	0	-1						2.51
6	StSq1		1.80	-0.06	0	-2	1	0	-1						1.74
7	CCoSp3		3.00	0.30	1	1	2	1	0						3.30
			<b>17.95</b>												<b>18.44</b>
Program Components			Factor												
Composition			1.33	4.75	4.25	4.00	5.00	4.75							4.58
Presentation			1.33	4.75	4.75	4.00	4.75	4.00							4.50
Skating Skills			1.33	5.00	5.25	4.25	5.00	5.00							5.00
<b>Judges Total Program Component Score (factored)</b>														<b>18.73</b>	
<b>Deductions:</b>															<b>0.00</b>

Rank	Name	Nation	Starting Number	Total Segment Score	Total Element Score	Total Program Component Score (factored)						Total Deductions			
21	Linda DZERVE	LAT	29	36.43	17.38	19.05						0.00			
#	Executed Elements	Info	Base Value	GOE	J1	J2	J3	J4	J5	J6	J7	J8	J9	Ref.	Scores of Panel
1	2A<	<	2.64	-0.53	-2	-2	-3	-2	-2						2.11
2	3Lz<<	<<	2.10	-1.05	-5	-5	-5	-5	-5						1.05
3	FSSp3		2.60	-0.09	-1	0	-2	0	0						2.51
4	StSq2		2.60	0.09	0	1	1	0	0						2.69
5	2F+2T		3.41	x 0.00	0	0	1	0	0						3.41
6	CSp3		2.30	0.31	1	2	2	1	1						2.61
7	CCoSp3		3.00	0.00	0	0	1	0	0						3.00
			<b>18.65</b>												<b>17.38</b>
Program Components			Factor												
Composition			1.33	4.50	4.50	5.00	5.00	4.50							4.67
Presentation			1.33	4.75	5.00	4.75	5.00	4.25							4.83
Skating Skills			1.33	4.75	4.75	5.00	5.25	4.50							4.83
<b>Judges Total Program Component Score (factored)</b>														<b>19.05</b>	
<b>Deductions:</b>															<b>0.00</b>





**JUDGES DETAILS PER SKATER**  
**JUNIOR WOMEN SHORT PROGRAM**

Rank	Name	Nation	Starting Number	Total Segment Score	Total Element Score	Total Program Component Score (factored)						Total Deductions			
22	Lilly ALMGREN-LIDMAN	SWE	4	35.50	18.09	17.41						0.00			
#	Executed Elements	Info	Base Value	GOE	J1	J2	J3	J4	J5	J6	J7	J8	J9	Ref.	Scores of Panel
1	3Lz		5.90	-0.98	-3	-2	-1	-1	-2						4.92
2	1S*+2T	*	1.30	-0.65	-5	-5	-5	-5	-5						0.65
3	FSSp3		2.60	0.17	0	1	2	1	0						2.77
4	2A	x	3.63	-1.21	-4	-2	-4	-3	-4						2.42
5	CSp4		2.60	0.26	1	1	2	1	0						2.86
6	CCoSp2		2.50	0.17	-1	1	2	1	0						2.67
7	StSq1		1.80	0.00	0	-1	1	1	-1						1.80
			<b>20.33</b>												<b>18.09</b>
Program Components			Factor												
Composition			1.33	4.00	4.50	4.00	5.25	3.50							4.17
Presentation			1.33	4.50	4.25	4.00	5.25	3.50							4.25
Skating Skills			1.33	4.50	5.00	4.50	5.00	4.25							4.67
<b>Judges Total Program Component Score (factored)</b>														<b>17.41</b>	
<b>Deductions:</b>												<b>0.00</b>			

Rank	Name	Nation	Starting Number	Total Segment Score	Total Element Score	Total Program Component Score (factored)						Total Deductions			
23	Adeele TEIVEJOE	EST	6	33.33	16.81	17.52						-1.00			
#	Executed Elements	Info	Base Value	GOE	J1	J2	J3	J4	J5	J6	J7	J8	J9	Ref.	Scores of Panel
1	2A		3.30	-0.11	0	-1	0	-1	0						3.19
2	3S+COMBO	F	4.30	-2.15	-5	-5	-5	-5	-5						2.15
3	FSSp3		2.60	0.17	1	1	2	0	0						2.77
4	2Lz	x	2.31	0.00	0	0	0	0	0						2.31
5	CSp3		2.30	0.23	1	1	2	1	1						2.53
6	CCoSp1		2.00	0.00	0	-1	1	0	0						2.00
7	StSq1		1.80	0.06	1	0	2	0	0						1.86
			<b>18.61</b>												<b>16.81</b>
Program Components			Factor												
Composition			1.33	4.50	5.25	4.50	4.00	4.00							4.33
Presentation			1.33	4.50	5.75	4.25	3.75	3.75							4.17
Skating Skills			1.33	4.75	5.50	4.50	4.25	4.75							4.67
<b>Judges Total Program Component Score (factored)</b>														<b>17.52</b>	
<b>Deductions:</b> Falls												-1.00 (1)			

Rank	Name	Nation	Starting Number	Total Segment Score	Total Element Score	Total Program Component Score (factored)						Total Deductions			
24	Darja LEETBERG	EST	14	33.19	16.23	16.96						0.00			
#	Executed Elements	Info	Base Value	GOE	J1	J2	J3	J4	J5	J6	J7	J8	J9	Ref.	Scores of Panel
1	3S<+2T	<	4.74	-1.26	-3	-4	-4	-4	-3						3.48
2	2A<	<	2.64	-0.79	-3	-3	-3	-4	-2						1.85
3	LSp3		2.40	0.32	2	1	2	1	0						2.72
4	StSq1		1.80	0.00	0	-3	0	0	0						1.80
5	2Lz	x	2.31	0.07	1	0	1	0	0						2.38
6	FSSp1		2.00	-0.33	-1	-3	-2	-2	0						1.67
7	CCoSp3V		2.25	0.08	0	-1	1	1	0						2.33
			<b>18.14</b>												<b>16.23</b>
Program Components			Factor												
Composition			1.33	4.25	3.75	3.25	4.00	4.75							4.00
Presentation			1.33	4.50	4.00	3.25	4.25	4.25							4.17
Skating Skills			1.33	4.75	4.50	3.50	4.50	4.75							4.58
<b>Judges Total Program Component Score (factored)</b>														<b>16.96</b>	
<b>Deductions:</b>												<b>0.00</b>			








## JUDGES DETAILS PER SKATER JUNIOR WOMEN SHORT PROGRAM

Rank	Name	Nation	Starting Number	Total Segment Score	Total Element Score	Total Program Component Score (factored)						Total Deductions			
25	Helina KULL	EST	10	32.32	17.15	16.17						-1.00			
#	Executed Elements	Info	Base Value	GOE	J1	J2	J3	J4	J5	J6	J7	J8	J9	Ref.	Scores of Panel
1	2Lz		2.10	0.14	1	0	1	0	2						2.24
2	3S+COMBO	F	4.30	-2.15	-5	-5	-5	-5	-5						2.15
3	FSSp3		2.60	-0.43	-2	-1	-2	0	-2						2.17
4	2A		3.63	-0.11	0	-1	1	0	-1						3.52
5	StSq1		1.80	-0.12	1	-2	0	-1	-1						1.68
6	LSp2		1.90	0.19	1	0	2	1	1						2.09
7	CCoSp3		3.00	0.30	1	1	2	1	1						3.30
			<b>19.33</b>												<b>17.15</b>
<b>Program Components</b>			<b>Factor</b>												
Composition			1.33	4.25	4.25	3.50	3.75	4.75							4.08
Presentation			1.33	4.50	4.50	3.25	3.75	3.25							3.83
Skating Skills			1.33	4.75	5.25	3.50	3.75	4.25							4.25
<b>Judges Total Program Component Score (factored)</b>													<b>16.17</b>		
<b>Deductions:</b>			Falls	-1.00 (1)										<b>-1.00</b>	

Rank	Name	Nation	Starting Number	Total Segment Score	Total Element Score	Total Program Component Score (factored)						Total Deductions			
26	Diana ERPORT	EST	17	31.19	14.67	16.52						0.00			
#	Executed Elements	Info	Base Value	GOE	J1	J2	J3	J4	J5	J6	J7	J8	J9	Ref.	Scores of Panel
1	2Lz		2.10	0.14	1	1	2	0	-1						2.24
2	F*+COMBO+1T*	*	0.00	0.00	-	-	-	-	-						0.00
3	FSSp3		2.60	0.43	2	2	2	1	0						3.03
4	2A		3.30	-0.33	-1	-1	0	-1	-1						2.97
5	StSq2		2.60	-0.09	0	-2	1	0	-1						2.51
6	CSp2		1.80	-0.30	-1	-2	-2	-1	-2						1.50
7	CCoSp2		2.50	-0.08	0	0	-1	-1	0						2.42
			<b>14.90</b>												<b>14.67</b>
<b>Program Components</b>			<b>Factor</b>												
Composition			1.33	4.50	5.00	3.50	4.00	3.50							4.00
Presentation			1.33	4.50	4.75	3.25	4.00	2.75							3.92
Skating Skills			1.33	4.75	5.25	3.50	4.50	4.25							4.50
<b>Judges Total Program Component Score (factored)</b>													<b>16.52</b>		
<b>Deductions:</b>													<b>0.00</b>		

Rank	Name	Nation	Starting Number	Total Segment Score	Total Element Score	Total Program Component Score (factored)						Total Deductions			
27	Varvara MOROZOVA	EST	7	30.02	15.29	14.73						0.00			
#	Executed Elements	Info	Base Value	GOE	J1	J2	J3	J4	J5	J6	J7	J8	J9	Ref.	Scores of Panel
1	3F!q+2T	!	6.60	-1.77	-3	-5	-4	-3	-3						4.83
2	1Lz*	*	0.00	0.00	-	-	-	-	-						0.00
3	LSp2		1.90	-0.38	-2	-2	-2	-2	-3						1.52
4	2A		3.30	0.00	0	0	1	0	-1						3.30
5	CCoSp3		3.00	0.30	1	1	2	1	0						3.30
6	StSq2		2.60	-0.26	-1	0	-1	-1	-2						2.34
7	FSSp		0.00	0.00	-	-	-	-	-						0.00
			<b>17.40</b>												<b>15.29</b>
<b>Program Components</b>			<b>Factor</b>												
Composition			1.33	3.75	4.25	3.00	3.75	3.25							3.58
Presentation			1.33	4.25	5.25	3.00	3.50	2.50							3.58
Skating Skills			1.33	4.50	5.00	3.25	4.00	3.25							3.92
<b>Judges Total Program Component Score (factored)</b>													<b>14.73</b>		
<b>Deductions:</b>													<b>0.00</b>		





**JUDGES DETAILS PER SKATER**  
**JUNIOR WOMEN SHORT PROGRAM**

Rank	Name	Nation	Starting Number	Total Segment Score	Total Element Score	Total Program Component Score (factored)						Total Deductions				
28	Adelija MATJUNINA	LAT	25	26.38	11.54	16.84						-2.00				
#	Executed Elements	Info	Base Value	GOE	J1	J2	J3	J4	J5	J6	J7	J8	J9	Ref.	Scores of Panel	
1	3S<<+COMBO	F	1.30	-0.65	-5	-5	-5	-5	-5						0.65	
2	3Lz<<	<<	2.10	-1.05	-5	-5	-5	-5	-5						1.05	
3	CCoSp2V		1.88	-0.06	0	-1	1	-1	0						1.82	
4	2A	F	3.63	x -1.65	-5	-5	-5	-5	-5						1.98	
5	StSq2		2.60	0.00	-1	0	0	0	0						2.60	
6	FSSp1		2.00	-0.40	-3	-2	-2	-1	-2						1.60	
7	LSp2		1.90	-0.06	0	0	0	-1	-2						1.84	
			<b>15.41</b>												<b>11.54</b>	
Program Components			Factor													
Composition			1.33	4.25	4.50	4.75	3.75	4.25							4.33	
Presentation			1.33	4.25	4.25	4.00	4.00	4.00							4.08	
Skating Skills			1.33	4.50	4.50	4.00	4.25	4.00							4.25	
<b>Judges Total Program Component Score (factored)</b>																<b>16.84</b>
<b>Deductions:</b>			Falls	-2.00 (2)											<b>-2.00</b>	

Rank	Name	Nation	Starting Number	Total Segment Score	Total Element Score	Total Program Component Score (factored)						Total Deductions				
29	Katarina KALME	EST	9	24.35	10.39	15.96						-2.00				
#	Executed Elements	Info	Base Value	GOE	J1	J2	J3	J4	J5	J6	J7	J8	J9	Ref.	Scores of Panel	
1	3S<<+COMBO	F	1.30	-0.65	-5	-5	-5	-5	-5						0.65	
2	2A	F	3.30	-1.65	-5	-5	-5	-5	-5						1.65	
3	FSSp3		2.60	-0.09	-2	-1	0	0	0						2.51	
4	2Lz!	!	2.31	x -0.21	-2	-1	-1	-1	-1						2.10	
5	StSq1		1.80	-0.06	0	-1	-1	0	0						1.74	
6	CSp2		1.80	-0.06	-1	-1	1	0	0						1.74	
7	CCoSp		0.00	0.00	-	-	-	-	-						0.00	
			<b>13.11</b>												<b>10.39</b>	
Program Components			Factor													
Composition			1.33	3.75	5.00	4.25	4.00	4.50							4.25	
Presentation			1.33	3.75	5.25	3.75	3.50	3.75							3.75	
Skating Skills			1.33	3.75	5.25	3.50	3.75	4.50							4.00	
<b>Judges Total Program Component Score (factored)</b>																<b>15.96</b>
<b>Deductions:</b>			Falls	-2.00 (2)											<b>-2.00</b>	

Legend:							
#	Sequence number	GOE	Grade of Execution	Jx	Judges (x=1-9)	Ref.	Referee
*	Invalid element	e	Wrong edge	<	Under-rotated jump	<<	Downgraded jump
x	Credit for highlight distribution, base value multiplied by 1.1			!	Not clear edge	F	Fall
q	Jump landed on the quarter						

