



Tallinn / EST

ISU Challenger Series
Tallinn Trophy 2024

November 11 - 17, 2024




JUDGES DETAILS PER SKATER

MEN FREE SKATING

Rank	Name	Nation	Starting Number	Total Segment Score	Total Element Score	Total Program Component Score (factored)		Total Deductions								
1	Jacob SANCHEZ	USA	23	148.97	76.87	73.10		-1.00								
#	Executed Elements	Info	Base Value	GOE	J1	J2	J3	J4	J5	J6	J7	J8	J9	Ref.	Scores of Panel	
1	3A+3T		12.20	1.76	1	2	2	4	2	3	2				13.96	
2	3A		8.00	1.76	2	2	2	3	2	2	3				9.76	
3	3Lo		4.90	0.59	1	1	1	2	1	0	2				5.49	
4	3F!+2T	!	6.60	-0.32	-1	-1	-2	-1	0	0	0				6.28	
5	StSq3		3.30	0.73	1	3	3	3	2	2	1				4.03	
6	CCoSp3V		2.25	0.54	3	2	2	3	2	3	2				2.79	
7	3Lz+2A+2A+SEQ		13.75	x 0.47	2	0	-2	3	1	0	1				14.22	
8	3S		4.73	x 0.77	2	0	1	4	3	1	2				5.50	
9	3Lz		6.49	x 0.83	2	1	1	2	1	3	1				7.32	
10	FSSp4		3.00	0.36	1	1	2	2	1	0	1				3.36	
11	ChSq1	F	3.00	-1.90	-4	-3	-4	-3	-4	-5	-4				1.10	
12	FCoSp3		3.00	0.06	0	-1	2	0	0	0	1				3.06	
			71.22												76.87	
Program Components				Factor												
Composition				3.33	7.25	7.50	7.25	8.00	7.25	6.00	7.50					7.35
Presentation				3.33	6.75	7.75	7.00	8.25	6.50	6.75	7.25					7.10
Skating Skills				3.33	7.00	8.25	7.25	8.00	7.50	7.00	7.75					7.50
Judges Total Program Component Score (factored)															73.10	
Deductions:			Falls	-1.00 (1)											-1.00	

Rank	Name	Nation	Starting Number	Total Segment Score	Total Element Score	Total Program Component Score (factored)		Total Deductions								
2	Nikita STAROSTIN	GER	15	143.78	74.18	69.60		0.00								
#	Executed Elements	Info	Base Value	GOE	J1	J2	J3	J4	J5	J6	J7	J8	J9	Ref.	Scores of Panel	
1	3Lo		4.90	0.49	1	2	1	1	0	1	1				5.39	
2	3A+2T		9.30	0.80	1	1	2	1	0	1	1				10.10	
3	3Lz		5.90	0.47	0	0	1	2	0	2	1				6.37	
4	3A		8.00	-2.56	-4	-3	-3	-3	-3	-4	-3				5.44	
5	FSSp4		3.00	0.06	0	0	2	0	0	0	1				3.06	
6	ChSq1		3.00	0.50	1	2	1	0	0	2	1				3.50	
7	3Lz+3T		11.11	x 0.83	1	1	2	2	1	2	1				11.94	
8	3F!+2A+2A+SEQ	!	13.09	x -0.85	-2	-2	-1	-1	-2	-2	-1				12.24	
9	3S		4.73	x 0.17	1	0	0	2	0	0	1				4.90	
10	StSq3		3.30	0.59	3	1	2	3	1	2	0				3.89	
11	CCoSp4		3.50	0.77	2	2	2	3	0	3	2				4.27	
12	CCSp3		2.80	0.28	1	1	1	2	0	2	0				3.08	
			72.63												74.18	
Program Components				Factor												
Composition				3.33	7.50	7.00	7.00	7.00	6.00	7.50	6.00					6.90
Presentation				3.33	7.25	7.50	7.25	7.00	7.00	7.50	6.25					7.20
Skating Skills				3.33	7.00	7.50	7.00	6.75	6.50	6.00	6.75					6.80
Judges Total Program Component Score (factored)															69.60	
Deductions:														0.00		



Tallinn / EST

ISU Challenger Series
Tallinn Trophy 2024


November 11 - 17, 2024



JUDGES DETAILS PER SKATER

MEN FREE SKATING

Rank	Name	Nation	Starting Number	Total Segment Score	Total Element Score	Total Program Component Score (factored)		Total Deductions								
3	Roman SADOVSKY	CAN	16	143.45	71.02	73.43		-1.00								
#	Executed Elements	Info	Base Value	GOE	J1	J2	J3	J4	J5	J6	J7	J8	J9	Ref.	Scores of Panel	
1	4Sq	q	9.70	-1.16	-1	-1	-1	-2	-1	0	-2				8.54	
2	3Lz		5.90	-2.60	-4	-4	-5	-4	-5	-4	-5				3.30	
3	3A		8.00	1.12	0	0	3	2	1	2	2				9.12	
4	3Lo+2A+2A+SEQ		11.50	0.00	0	-1	0	0	0	0	0				11.50	
5	StSq3		3.30	0.79	2	3	2	2	3	3	1				4.09	
6	3Lz+3Tq	q	11.11	x -1.30	-2	-3	-2	-2	-2	-2	-3				9.81	
7	3Fl<	F ! <	4.66	x -2.12	-5	-5	-5	-5	-5	-5	-5				2.54	
8	3S+2T		6.16	x 0.00	-1	0	0	0	0	0	0				6.16	
9	FCCoSp4		3.50	0.56	2	2	0	1	1	2	2				4.06	
10	CCSp4		3.20	1.02	4	3	3	4	3	3	3				4.22	
11	ChSq1		3.00	0.20	0	1	1	0	0	0	1				3.20	
12	CCoSp4		3.50	0.98	4	2	2	3	3	3	3				4.48	
			73.53												71.02	
Program Components				Factor												
Composition				3.33	7.25	7.50	7.00	7.25	7.25	7.25	7.50	7.50				7.30
Presentation				3.33	7.50	7.00	7.25	7.00	7.25	7.50	7.50	7.25				7.25
Skating Skills				3.33	7.50	8.00	7.50	7.25	7.50	7.00	7.75					7.50
Judges Total Program Component Score (factored)														73.43		
Deductions:			Falls	-1.00 (1)										-1.00		
Rank	Name	Nation	Starting Number	Total Segment Score	Total Element Score	Total Program Component Score (factored)		Total Deductions								
4	Jimmy MA	USA	14	143.44	75.51	68.93		-1.00								
#	Executed Elements	Info	Base Value	GOE	J1	J2	J3	J4	J5	J6	J7	J8	J9	Ref.	Scores of Panel	
1	4T+3T		13.70	2.09	2	1	2	3	2	2	3				15.79	
2	4T	F	9.50	-4.75	-5	-5	-5	-5	-5	-5	-5				4.75	
3	3Lo		4.90	-0.98	-1	-3	-3	-2	-1	-2	-2				3.92	
4	3Lz		5.90	1.18	2	2	2	2	2	2	1				7.08	
5	StSq3		3.30	0.66	2	3	2	2	2	2	2				3.96	
6	3Aq+1Eu+3S	q	14.08	x -2.08	-4	-2	-2	-2	-3	-3	-3				12.00	
7	3A		8.80	x -2.56	-3	-4	-3	-3	-3	-4	-3				6.24	
8	3Fl+2A+SEQ	!	9.46	x -1.17	-2	-4	-2	-2	-2	-3	-1				8.29	
9	CSSp4		3.00	0.54	1	2	2	2	1	2	2				3.54	
10	ChSq1		3.00	0.30	1	2	0	0	0	1	1				3.30	
11	FCSp4		3.20	0.38	1	2	1	1	0	2	1				3.58	
12	CCoSp3		3.00	0.06	1	-1	1	1	0	-1	0				3.06	
			81.84												75.51	
Program Components				Factor												
Composition				3.33	6.75	8.00	6.25	6.75	7.25	6.50	7.00					6.85
Presentation				3.33	7.25	7.00	6.50	6.75	7.25	6.25	7.00					6.90
Skating Skills				3.33	7.00	8.00	6.75	6.50	7.25	6.50	7.25					6.95
Judges Total Program Component Score (factored)														68.93		
Deductions:			Falls	-1.00 (1)										-1.00		



Tallinn / EST

ISU Challenger Series
Tallinn Trophy 2024

November 11 - 17, 2024




JUDGES DETAILS PER SKATER

MEN FREE SKATING

Rank	Name	Nation	Starting Number	Total Segment Score	Total Element Score	Total Program Component Score (factored)		Total Deductions								
5	Ariete LEVANDI	EST	19	139.69	67.10	73.59		-1.00								
#	Executed Elements	Info	Base Value	GOE	J1	J2	J3	J4	J5	J6	J7	J8	J9	Ref.	Scores of Panel	
1	3A<	F <	6.40	-3.20	-5	-5	-5	-5	-5	-5	-5	-5	-5		3.20	
2	3F!	!	5.30	-0.32	0	-2	-2	-1	0	1	0				4.98	
3	3Lo		4.90	0.98	2	1	2	2	2	2	2				5.88	
4	2A		3.30	0.40	3	0	0	2	1	2	1				3.70	
5	StSq4		3.90	0.94	4	2	3	2	3	1	2				4.84	
6	CCoSp4		3.50	0.42	1	-2	3	1	1	2	1				3.92	
7	3Lz+3T		11.11	x -0.12	0	-4	0	0	0	-1	1				10.99	
8	3Fe+1Eu+3Sq	elq	9.94	x -1.72	-5	-4	-4	-4	-3	-4	-4				8.22	
9	ChSq1		3.00	1.40	4	3	3	1	3	3	2				4.40	
10	3Lz+2A+SEQ		10.12	x -0.35	-1	-4	0	0	-1	-1	0				9.77	
11	FCSp4		3.20	0.70	1	3	3	2	1	3	2				3.90	
12	FCCoSp3		3.00	0.30	2	1	2	0	1	1	0				3.30	
			67.67												67.10	
Program Components				Factor												
Composition				3.33	7.75	7.75	7.50	7.00	7.50	7.50	7.50	7.50				7.55
Presentation				3.33	7.50	7.25	8.00	7.25	7.50	7.75	7.00					7.45
Skating Skills				3.33	6.75	7.50	7.50	6.75	6.75	7.00	7.50					7.10
Judges Total Program Component Score (factored)														73.59		
Deductions:		Falls			-1.00	(1)									-1.00	


Rank	Name	Nation	Starting Number	Total Segment Score	Total Element Score	Total Program Component Score (factored)		Total Deductions								
6	Daniel MARTYNOV	USA	21	137.12	66.19	70.93		0.00								
#	Executed Elements	Info	Base Value	GOE	J1	J2	J3	J4	J5	J6	J7	J8	J9	Ref.	Scores of Panel	
1	4T		9.50	-3.80	-4	-4	-4	-3	-4	-5	-4				5.70	
2	3A		8.00	1.92	2	2	3	3	2	2	3				9.92	
3	3Lz		5.90	0.94	1	1	1	2	2	3	2				6.84	
4	2Lo		1.70	0.03	1	0	1	0	0	0	0				1.73	
5	CCSp3		2.80	0.17	-1	-1	2	1	0	1	2				2.97	
6	ChSq1		3.00	0.50	2	3	1	1	0	0	1				3.50	
7	3A+1Eu+2F		11.33	x -0.16	0	-2	1	1	0	-1	-1				11.17	
8	3Lz+2T		7.92	x -0.47	-1	-2	0	-1	0	-1	-1				7.45	
9	3S+2A+SEQ		8.36	x 0.09	0	0	0	2	0	0	1				8.45	
10	StSq2		2.60	0.42	2	2	2	2	1	0	1				3.02	
11	CCoSp3V		2.25	0.23	0	1	2	3	2	-1	0				2.48	
12	FSSp3		2.60	0.36	2	0	1	2	1	2	1				2.96	
			65.96												66.19	
Program Components				Factor												
Composition				3.33	7.00	8.25	7.00	7.00	6.75	5.50	7.00					6.95
Presentation				3.33	7.25	7.75	7.00	7.50	6.75	6.25	6.75					7.05
Skating Skills				3.33	7.50	8.00	7.50	7.25	7.00	6.50	7.25					7.30
Judges Total Program Component Score (factored)														70.93		
Deductions:																0.00



Tallinn / EST

ISU Challenger Series
Tallinn Trophy 2024

November 11 - 17, 2024




JUDGES DETAILS PER SKATER

MEN FREE SKATING

Rank	Name	Nation	Starting Number	Total Segment Score	Total Element Score	Total Program Component Score (factored)		Total Deductions								
7	Tomas-Llorenc GUARINO SABATE	ESP	18	132.91	63.47	70.44		-1.00								
#	Executed Elements	Info	Base Value	GOE	J1	J2	J3	J4	J5	J6	J7	J8	J9	Ref.	Scores of Panel	
1	3A	F	8.00	-4.00	-5	-5	-5	-5	-5	-5	-5	-5	-5		4.00	
2	3F+2T		6.60	0.42	0	-1	1	0	1	2	2	2	2		7.02	
3	3Loq	q	4.90	-0.98	-2	-3	-2	-2	-2	-2	-1	-1	-1		3.92	
4	3S		4.30	0.52	1	0	1	1	2	1	2	2	2		4.82	
5	CCoSp3V		2.25	0.23	1	-1	2	1	2	0	1	1	1		2.48	
6	StSq3		3.30	0.73	3	2	2	2	3	0	2	2	2		4.03	
7	3Lz+3Tq	q	11.11	x -1.18	-2	-4	-2	-2	-1	-2	-2	-2	-2		9.93	
8	3Lz+2A+2A+SEQ		13.75	x -0.24	0	-2	0	2	-1	-1	0	0	0		13.51	
9	CCSp3		2.80	0.11	-1	0	0	1	0	1	2	2	2		2.91	
10	ChSq1		3.00	0.70	3	2	1	2	0	1	1	1	1		3.70	
11	3Flq	llq	5.83	x -1.80	-4	-5	-3	-3	-3	-4	-3	-3	-3		4.03	
12	FSSp4		3.00	0.12	0	-1	2	1	0	0	1	1	1		3.12	
			68.84												63.47	
Program Components				Factor												
Composition				3.33	7.25	7.50	7.00	7.00	7.00	5.75	7.00			7.05		
Presentation				3.33	7.50	8.00	7.25	7.25	7.50	6.50	7.25			7.35		
Skating Skills				3.33	6.50	7.00	6.75	6.75	6.75	6.25	7.00			6.75		
Judges Total Program Component Score (factored)															70.44	
Deductions:				Falls	-1.00 (1)											-1.00


Rank	Name	Nation	Starting Number	Total Segment Score	Total Element Score	Total Program Component Score (factored)		Total Deductions							
8	Corey CIRCELLI	ITA	5	132.03	67.09	64.94		0.00							
#	Executed Elements	Info	Base Value	GOE	J1	J2	J3	J4	J5	J6	J7	J8	J9	Ref.	Scores of Panel
1	4Tq	q	9.50	-4.37	-5	-4	-5	-2	-5	-5	-4	-4	-4		5.13
2	3A<	<	6.40	-3.07	-5	-4	-5	-2	-5	-5	-5	-5	-5		3.33
3	3Lz+1Eu+3S<	<	9.84	-1.30	-3	-2	-2	-2	-2	-3	-2	-2	-2		8.54
4	3Lo		4.90	0.88	2	2	2	1	2	1	2	2	2		5.78
5	FSSp3		2.60	0.26	0	0	1	2	1	1	2	2	2		2.86
6	ChSq1		3.00	1.00	3	2	1	1	3	2	2	2	2		4.00
7	3Fl+3T	!	10.45	x -0.53	-1	-2	-1	-1	-1	-1	1	1	1		9.92
8	3Lz+2A+SEQ		10.12	x 0.71	1	1	1	2	1	1	2	2	2		10.83
9	2A	x	3.63	0.46	1	1	1	1	2	2	2	2	2		4.09
10	StSq4		3.90	0.86	1	2	3	2	2	2	3	3	3		4.76
11	CCSp4		3.20	0.45	1	1	2	1	1	2	2	2	2		3.65
12	CCoSp4		3.50	0.70	1	2	2	2	2	2	3	3	3		4.20
			71.04												67.09
Program Components				Factor											
Composition				3.33	5.75	6.50	6.50	6.00	6.00	5.50	7.00			6.15	
Presentation				3.33	5.50	7.50	7.00	6.50	6.75	6.75	7.25			6.85	
Skating Skills				3.33	6.00	7.00	6.75	6.00	6.50	6.25	7.25			6.50	
Judges Total Program Component Score (factored)															64.94
Deductions:															0.00



Tallinn / EST

ISU Challenger Series
Tallinn Trophy 2024

November 11 - 17, 2024




JUDGES DETAILS PER SKATER

MEN FREE SKATING

Rank	Name	Nation	Starting Number	Total Segment Score	Total Element Score	Total Program Component Score (factored)		Total Deductions								
9	Andreas NORDEBACK	SWE	20	130.84	63.74	68.10		-1.00								
#	Executed Elements	Info	Base Value	GOE	J1	J2	J3	J4	J5	J6	J7	J8	J9	Ref.	Scores of Panel	
1	3A		8.00	-3.20	-5	-4	-4	-4	-3	-4	-4				4.80	
2	3A+1Eu+3S		12.80	-1.60	-3	-2	-1	-1	-3	-2	-2				11.20	
3	3F+2A+SEQ		8.60	0.32	0	-1	2	1	0	1	1				8.92	
4	3Lo		4.90	0.29	1	0	1	1	0	0	1				5.19	
5	CSSp4V		2.25	0.36	2	1	2	-1	1	3	2				2.61	
6	FCSp3		2.80	0.06	0	1	0	-1	0	0	1				2.86	
7	2A+3T		8.25	x 0.59	0	0	2	2	1	2	2				8.84	
8	3Lz	F	6.49	x -2.95	-5	-5	-5	-5	-5	-5	-5				3.54	
9	3F		5.83	x -0.95	-3	-2	-2	-2	-2	-1	-1				4.88	
10	StSq3		3.30	0.40	1	2	2	0	3	0	1				3.70	
11	ChSq1		3.00	0.60	3	2	2	0	0	1	1				3.60	
12	CCoSp3		3.00	0.60	2	2	3	2	0	2	2				3.60	
			69.22												63.74	
Program Components				Factor												
Composition				3.33	7.00	7.25	7.00	6.50	6.50	7.00	7.00					6.90
Presentation				3.33	6.75	6.75	6.75	6.50	6.75	7.25	6.75					6.75
Skating Skills				3.33	6.50	7.00	6.75	6.75	6.75	6.75	7.25					6.80
Judges Total Program Component Score (factored)															68.10	
Deductions:			Falls	-1.00 (1)											-1.00	


Rank	Name	Nation	Starting Number	Total Segment Score	Total Element Score	Total Program Component Score (factored)		Total Deductions								
10	Ivan SHMURATKO	UKR	22	129.67	60.90	68.77		0.00								
#	Executed Elements	Info	Base Value	GOE	J1	J2	J3	J4	J5	J6	J7	J8	J9	Ref.	Scores of Panel	
1	4S<<	<<	4.30	-1.72	-4	-4	-3	-4	-4	-4	-4				2.58	
2	3A		8.00	0.80	0	2	1	2	0	1	1				8.80	
3	3F+2A+SEQ		8.60	0.32	0	0	1	2	1	0	1				8.92	
4	3Lo		4.90	0.29	0	1	0	2	0	1	1				5.19	
5	CSSp4		3.00	0.66	1	3	3	2	2	2	2				3.66	
6	CCoSp3		3.00	0.66	2	3	3	2	2	2	1				3.66	
7	ChSq1		3.00	0.60	2	3	1	1	0	1	1				3.60	
8	3F+1Eu+2S		7.81	x -0.53	-1	-2	0	1	-1	-2	-1				7.28	
9	3Lz!q	! q	6.49	x -2.24	-4	-4	-4	-3	-4	-4	-3				4.25	
10	3Lz!+2T	!	7.92	x -1.53	-4	-3	-2	-1	-2	-4	-2				6.39	
11	StSq2		2.60	0.47	2	3	2	3	1	0	1				3.07	
12	FCCoSp4		3.50	0.00	-2	1	1	0	-1	-1	1				3.50	
			63.12												60.90	
Program Components				Factor												
Composition				3.33	6.25	8.00	7.25	7.50	5.50	4.00	7.00					6.70
Presentation				3.33	6.50	8.25	7.50	8.00	6.75	5.75	7.25					7.20
Skating Skills				3.33	5.75	7.50	7.25	7.25	6.25	4.75	7.25					6.75
Judges Total Program Component Score (factored)															68.77	
Deductions:														0.00		



Tallinn / EST

ISU Challenger Series
Tallinn Trophy 2024

November 11 - 17, 2024




JUDGES DETAILS PER SKATER

MEN FREE SKATING

Rank	Name	Nation	Starting Number	Total Segment Score	Total Element Score	Total Program Component Score (factored)		Total Deductions								
11	Mihhail SELEVKO	EST	24	125.96	54.87	73.09		-2.00								
#	Executed Elements	Info	Base Value	GOE	J1	J2	J3	J4	J5	J6	J7	J8	J9	Ref.	Scores of Panel	
1	3Lo		4.90	-2.25	-5	-4	-5	-4	-4	-5	-5				2.65	
2	4T<<	F <<	4.20	-2.10	-5	-5	-5	-5	-5	-5	-5				2.10	
3	3F+3A+SEQ		13.30	1.92	4	2	3	2	2	3	2				15.22	
4	2Lo		1.70	0.14	2	1	1	0	1	1	0				1.84	
5	FCoSp4		3.50	0.49	1	0	1	2	1	2	2				3.99	
6	ChSq1		3.00	1.20	4	2	3	2	3	2	2				4.20	
7	4T<+REP	F <	5.85	x -3.80	-5	-5	-5	-5	-5	-5	-5				2.05	
8	3A		8.80	x -3.68	-4	-4	-5	-4	-5	-5	-5				5.12	
9	3Lz+1T		6.93	x -0.59	-1	-2	0	0	-3	-1	-1				6.34	
10	CCSp3		2.80	0.34	1	1	1	2	0	3	1				3.14	
11	StSq3		3.30	0.79	3	4	3	2	2	2	2				4.09	
12	CCoSp4		3.50	0.63	1	3	2	3	1	1	2				4.13	
			61.78												54.87	
Program Components				Factor												
Composition				3.33	7.50	7.75	7.75	7.50	7.00	6.75	7.50					7.45
Presentation				3.33	6.75	8.00	7.50	7.25	6.50	6.75	7.25					7.10
Skating Skills				3.33	7.25	8.75	7.50	7.50	7.00	6.75	7.75					7.40
Judges Total Program Component Score (factored)															73.09	
Deductions:			Falls	-2.00 (2)											-2.00	


Rank	Name	Nation	Starting Number	Total Segment Score	Total Element Score	Total Program Component Score (factored)		Total Deductions								
12	Samy HAMMI	FRA	12	124.93	57.50	68.43		-1.00								
#	Executed Elements	Info	Base Value	GOE	J1	J2	J3	J4	J5	J6	J7	J8	J9	Ref.	Scores of Panel	
1	3A<<	<<	3.30	-1.52	-5	-5	-5	-3	-5	-5	-3				1.78	
2	3Lz+3T		10.10	0.47	0	0	2	2	0	1	1				10.57	
3	3Lo		4.90	1.08	4	1	2	2	3	2	2				5.98	
4	3Fq	F q	5.30	-2.65	-5	-5	-5	-5	-5	-5	-5				2.65	
5	CCSp4		3.20	0.38	2	0	2	1	3	0	1				3.58	
6	ChSq1		3.00	0.70	3	0	2	-1	3	1	1				3.70	
7	3Lz+2A+SEQ		10.12	x -1.53	-4	-3	-2	-1	-2	-3	-3				8.59	
8	3Fq+REP	q	4.08	x -2.54	-5	-4	-5	-4	-5	-5	-5				1.54	
9	3S+2T+2Lo		8.03	x -0.86	-2	-3	-2	-2	-2	-2	-2				7.17	
10	StSq3		3.30	0.73	2	2	2	3	3	2	2				4.03	
11	FCCoSp4		3.50	0.28	1	1	2	0	0	1	1				3.78	
12	CCoSp4		3.50	0.63	2	2	2	1	2	1	2				4.13	
			62.33												57.50	
Program Components				Factor												
Composition				3.33	7.25	7.50	6.75	6.75	7.00	6.25	6.50					6.85
Presentation				3.33	6.75	7.00	7.00	6.75	7.00	6.00	6.25					6.75
Skating Skills				3.33	7.00	7.50	7.25	6.75	7.00	6.25	6.75					6.95
Judges Total Program Component Score (factored)															68.43	
Deductions:			Falls	-1.00 (1)											-1.00	



Tallinn / EST

ISU Challenger Series
Tallinn Trophy 2024


November 11 - 17, 2024



JUDGES DETAILS PER SKATER

MEN FREE SKATING


Rank	Name	Nation	Starting Number	Total Segment Score	Total Element Score	Total Program Component Score (factored)		Total Deductions							
13	Raffaele Francesco ZICH	ITA	13	124.69	58.92	65.77		0.00							
#	Executed Elements	Info	Base Value	GOE	J1	J2	J3	J4	J5	J6	J7	J8	J9	Ref.	Scores of Panel
1	3A+2A+SEQ		11.30	-0.80	-2	-1	0	0	-1	-1	-2				10.50
2	3Lo		4.90	0.59	2	1	2	1	0	0	2				5.49
3	3A		8.00	-2.88	-4	-4	-3	-3	-3	-4	-4				5.12
4	3Lz+2T		7.20	0.47	0	1	1	2	0	1	1				7.67
5	FCSp3		2.80	0.11	0	0	1	1	0	0	1				2.91
6	3Lz+1Eu+2S		8.47	x 0.12	0	0	1	0	0	1	0				8.59
7	1F!	!	0.55	x -0.13	-3	-3	-2	-1	-3	-3	-2				0.42
8	3S		4.73	x 0.00	0	0	0	0	0	0	1				4.73
9	CCoSp4		3.50	0.21	1	-1	2	-1	0	2	1				3.71
10	ChSq1		3.00	0.80	3	1	2	0	2	2	1				3.80
11	CSSp4		3.00	0.12	1	0	1	-1	0	2	0				3.12
12	StSq2		2.60	0.26	2	2	1	-1	1	0	1				2.86
			60.05												58.92
Program Components				Factor											
Composition				3.33	7.25	7.50	6.50	6.25	6.50	5.50	6.50			6.60	
Presentation				3.33	7.00	7.00	6.75	6.25	6.75	6.25	6.25			6.60	
Skating Skills				3.33	7.50	6.50	6.50	6.00	7.00	5.75	6.75			6.55	
Judges Total Program Component Score (factored)															65.77
Deductions:															0.00
Rank	Name	Nation	Starting Number	Total Segment Score	Total Element Score	Total Program Component Score (factored)		Total Deductions							
14	Kornel WITKOWSKI	POL	17	121.11	51.51	71.60		-2.00							
#	Executed Elements	Info	Base Value	GOE	J1	J2	J3	J4	J5	J6	J7	J8	J9	Ref.	Scores of Panel
1	2T		1.30	0.13	2	1	2	1	1	-1	0				1.43
2	3A+2A+SEQ		11.30	1.92	2	1	2	3	3	2	3				13.22
3	3Lo		4.90	0.29	1	0	0	2	2	0	0				5.19
4	CCoSp4		3.50	0.49	2	1	2	-1	1	2	1				3.99
5	StSq3		3.30	0.53	2	2	2	1	2	1	1				3.83
6	1A		1.10	0.07	2	0	1	0	1	0	1				1.17
7	ChSq1		3.00	1.10	3	3	2	0	3	2	1				4.10
8	3Lzq	F q	6.49	x -2.95	-5	-5	-5	-5	-5	-5	-5				3.54
9	3F!q+1Eu+2S	! q	7.81	x -1.91	-4	-4	-3	-3	-4	-4	-3				5.90
10	2Lz+2T		3.74	x 0.00	0	0	0	0	0	0	0				3.74
11	FCSp4		3.20	0.19	0	1	1	0	0	2	1				3.39
12	CSSp1		1.90	0.11	1	-1	1	-1	1	1	2				2.01
			51.54												51.51
Program Components				Factor											
Composition				3.33	7.75	8.00	6.50	7.00	7.50	7.00	7.00			7.25	
Presentation				3.33	7.50	8.00	7.00	7.25	7.00	7.25	6.75			7.20	
Skating Skills				3.33	7.25	7.50	6.75	7.00	7.00	6.75	7.25			7.05	
Judges Total Program Component Score (factored)															71.60
Deductions:				Time violation	-1.00	Falls								-1.00 (1)	-2.00



Tallinn / EST

ISU Challenger Series
Tallinn Trophy 2024

November 11 - 17, 2024




JUDGES DETAILS PER SKATER

MEN FREE SKATING

Rank	Name	Nation	Starting Number	Total Segment Score	Total Element Score	Total Program Component Score (factored)		Total Deductions								
15	Kyrylo MARSAK	UKR	11	120.48	56.21	65.27		-1.00								
#	Executed Elements	Info	Base Value	GOE	J1	J2	J3	J4	J5	J6	J7	J8	J9	Ref.	Scores of Panel	
1	4Lz<	F <	9.20	-4.60	-5	-5	-5	-5	-5	-5	-5	-5	-5		4.60	
2	2S		1.30	0.00	0	0	0	0	0	0	0	0	0		1.30	
3	3A+2A+2A+SEQ		14.60	1.28	3	1	1	2	0	2	2				15.88	
4	2A<<*	<< *	0.00	0.00	-	-	-	-	-	-	-				0.00	
5	FSSp4		3.00	0.12	0	0	1	0	1	1	0				3.12	
6	3Lz+3T		11.11	x 0.35	1	0	0	1	1	1	0				11.46	
7	2Lo+2T		3.30	x -0.07	-1	-2	0	0	-1	0	0				3.23	
8	ChSq1		3.00	0.70	1	3	2	1	2	1	1				3.70	
9	3Loq	q	5.39	x -1.47	-4	-3	-3	-2	-3	-2	-4				3.92	
10	StSq2		2.60	0.47	1	4	2	2	2	1	2				3.07	
11	CCSp3		2.80	-0.17	0	-2	0	-1	-1	0	-1				2.63	
12	CCoSp3		3.00	0.30	1	1	2	0	1	1	1				3.30	
			59.30												56.21	
Program Components				Factor												
Composition				3.33	6.25	8.00	6.75	6.25	7.00	6.00	6.25					6.50
Presentation				3.33	6.00	7.50	6.75	6.25	6.75	6.00	6.50					6.45
Skating Skills				3.33	6.50	8.00	6.75	6.50	7.00	6.00	6.50					6.65
Judges Total Program Component Score (factored)															65.27	
Deductions:			Falls	-1.00 (1)											-1.00	


Rank	Name	Nation	Starting Number	Total Segment Score	Total Element Score	Total Program Component Score (factored)		Total Deductions								
16	Matias LINDFORS	FIN	6	118.85	51.41	68.44		-1.00								
#	Executed Elements	Info	Base Value	GOE	J1	J2	J3	J4	J5	J6	J7	J8	J9	Ref.	Scores of Panel	
1	2S+3T		5.50	0.25	1	1	1	1	0	0	0				5.75	
2	3Lz+2A+2T+SEQ		10.50	0.71	1	0	1	2	0	2	2				11.21	
3	3Lo		4.90	0.00	0	0	0	1	0	0	0				4.90	
4	ChSq1		3.00	1.40	3	2	3	3	3	3	2				4.40	
5	2A		3.30	0.53	1	1	1	2	3	2	2				3.83	
6	FCSp2		2.30	-0.32	-1	-2	-1	-1	-2	-2	-1				1.98	
7	3F	F	5.83	x -2.65	-5	-5	-5	-5	-5	-5	-5				3.18	
8	3Lz		6.49	x -0.83	-1	-3	-1	-1	-2	-1	-2				5.66	
9	2F!+1T	!	2.42	x -0.36	-2	-2	-2	-1	-4	-2	-2				2.06	
10	StSq1		1.80	0.29	1	1	2	2	2	1	2				2.09	
11	CCoSp3		3.00	0.54	2	0	2	2	1	3	2				3.54	
12	CSSp3		2.60	0.21	1	0	1	2	1	1	-2				2.81	
			51.64												51.41	
Program Components				Factor												
Composition				3.33	7.25	7.50	7.25	7.00	7.00	8.00	7.00					7.20
Presentation				3.33	7.00	6.00	7.00	7.00	6.75	8.25	6.75					6.90
Skating Skills				3.33	6.50	6.00	6.50	6.75	6.00	6.50	6.75					6.45
Judges Total Program Component Score (factored)															68.44	
Deductions:			Falls	-1.00 (1)											-1.00	



Tallinn / EST

ISU Challenger Series
Tallinn Trophy 2024

November 11 - 17, 2024




JUDGES DETAILS PER SKATER

MEN FREE SKATING

Rank	Name	Nation	Starting Number	Total Segment Score	Total Element Score	Total Program Component Score (factored)		Total Deductions							
17	Casper JOHANSSON	SWE	9	115.51	58.07	59.44		-2.00							
#	Executed Elements	Info	Base Value	GOE	J1	J2	J3	J4	J5	J6	J7	J8	J9	Ref.	Scores of Panel
1	2T		1.30	-0.60	-5	-4	-4	-5	-5	-4	-5				0.70
2	4S<	F <	7.76	-3.88	-5	-5	-5	-5	-5	-5	-5				3.88
3	3Lo<	<	3.92	-0.94	-3	-3	-2	-2	-1	-3	-2				2.98
4	3F		5.30	0.42	1	0	2	1	1	0	1				5.72
5	FCSp4		3.20	-0.19	0	-1	1	0	-2	-1	-1				3.01
6	CSSp4		3.00	-0.06	0	-1	0	0	0	-1	0				2.94
7	3Lz+3T		11.11	x 0.24	1	-2	2	0	1	0	0				11.35
8	3Lzq+3Tq	q q	11.11	x -2.36	-4	-4	-4	-4	-4	-4	-3				8.75
9	StSq4		3.90	0.31	2	-2	1	1	0	1	1				4.21
10	2S+2A+2A+SEQ		8.69	x 0.00	0	0	0	0	0	0	0				8.69
11	ChSq1		3.00	-0.10	2	1	0	-1	-1	-1	0				2.90
12	CCoSp3		3.00	-0.06	0	0	0	-1	0	0	-1				2.94
			65.29												58.07
Program Components				Factor											
Composition				3.33	6.25	5.00	5.75	6.00	6.25	5.50	6.00			5.90	
Presentation				3.33	6.25	4.50	6.00	5.75	6.25	5.50	6.00			5.85	
Skating Skills				3.33	6.50	5.00	5.75	6.00	6.50	5.75	6.50			6.10	
Judges Total Program Component Score (factored)															59.44
Deductions:			Falls	-2.00 (2)											-2.00

Rank	Name	Nation	Starting Number	Total Segment Score	Total Element Score	Total Program Component Score (factored)		Total Deductions							
18	Arttu JUUSOLA	FIN	7	112.37	58.59	53.78		0.00							
#	Executed Elements	Info	Base Value	GOE	J1	J2	J3	J4	J5	J6	J7	J8	J9	Ref.	Scores of Panel
1	3T+3T		8.40	0.67	1	0	2	2	1	2	2				9.07
2	3Lz+2T		7.20	0.71	0	0	0	2	2	2	2				7.91
3	3F!	!	5.30	-0.32	-1	-2	-1	-1	0	0	0				4.98
4	FCSp3		2.80	0.11	1	1	0	-1	1	0	0				2.91
5	3Lz		5.90	1.06	2	2	1	1	2	2	2				6.96
6	2Lo		1.70	-0.71	-5	-4	-5	-3	-4	-4	-4				0.99
7	2A+1Eu+3S		8.91	x 0.17	1	0	0	1	0	0	2				9.08
8	ChSq1		3.00	0.20	1	0	1	0	-2	0	1				3.20
9	2A		3.63	x 0.13	1	0	0	0	0	1	1				3.76
10	StSq2		2.60	0.00	-1	-2	1	-1	0	1	1				2.60
11	CCoSp4		3.50	0.21	1	1	0	0	0	2	1				3.71
12	CSSp4		3.00	0.42	1	1	2	2	0	2	1				3.42
			55.94												58.59
Program Components				Factor											
Composition				3.33	5.00	6.00	4.75	5.75	5.25	4.50	5.50			5.25	
Presentation				3.33	4.50	5.50	4.75	6.00	5.00	5.50	5.25			5.20	
Skating Skills				3.33	5.75	5.50	5.25	6.00	5.50	6.25	5.75			5.70	
Judges Total Program Component Score (factored)															53.78
Deductions:														0.00	



Tallinn / EST

ISU Challenger Series
Tallinn Trophy 2024

November 11 - 17, 2024




JUDGES DETAILS PER SKATER

MEN FREE SKATING

Rank	Name	Nation	Starting Number	Total Segment Score	Total Element Score	Total Program Component Score (factored)		Total Deductions								
19	Kai JAGODA	GER	8	110.10	54.16	60.94		-5.00								
#	Executed Elements	Info	Base Value	GOE	J1	J2	J3	J4	J5	J6	J7	J8	J9	Ref.	Scores of Panel	
1	3A+2T		9.30	1.12	0	2	1	2	1	1	2				10.42	
2	3Aq	q	8.00	-4.00	-5	-5	-5	-3	-5	-5	-5				4.00	
3	3F	F	5.30	-2.65	-5	-5	-5	-5	-5	-5	-5				2.65	
4	CCSp3		2.80	0.56	1	2	2	1	3	3	2				3.36	
5	ChSq1		3.00	0.50	2	2	1	0	2	0	0				3.50	
6	3F<+REP	F <	2.97	-2.12	-5	-5	-5	-5	-5	-5	-5				0.85	
7	3Lo	F	5.39	x -2.45	-5	-5	-5	-5	-5	-5	-5				2.94	
8	StSq2		2.60	0.26	1	2	1	1	0	2	0				2.86	
9	3T+2A+2A+SEQ		11.88	x 0.25	0	-1	0	1	1	1	1				12.13	
10	3S		4.73	x 0.00	0	0	-1	0	0	0	0				4.73	
11	FSSp4		3.00	0.18	1	2	1	-1	0	0	1				3.18	
12	CCoSp3		3.00	0.54	2	3	1	2	1	2	2				3.54	
			61.97												54.16	
Program Components				Factor												
Composition				3.33	6.75	5.50	5.50	6.50	5.50	5.75	6.00					5.85
Presentation				3.33	6.50	5.50	5.75	6.50	6.25	5.50	5.50					5.90
Skating Skills				3.33	6.25	7.00	6.25	6.25	6.75	7.00	6.50					6.55
Judges Total Program Component Score (factored)															60.94	
Deductions:			Time violation	-1.00	Falls				-4.00 (3)							-5.00

Rank	Name	Nation	Starting Number	Total Segment Score	Total Element Score	Total Program Component Score (factored)		Total Deductions								
20	Aleksandr VLASENKO	HUN	10	105.10	46.32	59.78		-1.00								
#	Executed Elements	Info	Base Value	GOE	J1	J2	J3	J4	J5	J6	J7	J8	J9	Ref.	Scores of Panel	
1	3A		8.00	1.44	1	2	2	1	2	2	2				9.44	
2	3F		5.30	-0.11	-1	0	-1	0	1	0	0				5.19	
3	2Lo		1.70	0.03	1	0	1	0	0	0	0				1.73	
4	CSSp4		3.00	0.60	1	2	2	2	2	2	2				3.60	
5	ChSq1		3.00	0.60	2	1	1	-1	2	2	0				3.60	
6	3Lzeq	F e q	4.72	-2.36	-5	-5	-5	-5	-5	-5	-5				2.36	
7	3F+2T		7.26	x 0.00	0	0	0	1	0	0	0				7.26	
8	3S		4.73	x -0.09	0	-2	-1	0	0	0	0				4.64	
9	StSq3		3.30	0.46	2	2	1	1	2	1	1				3.76	
10	FCCoSp3V		2.25	-0.14	0	-2	-1	0	-1	-1	1				2.11	
11	1A		1.21	x -0.42	-4	-4	-3	-2	-4	-4	-4				0.79	
12	CCoSp2V		1.88	-0.04	0	0	0	-2	-1	0	0				1.84	
			46.35												46.32	
Program Components				Factor												
Composition				3.33	6.00	5.00	5.75	6.50	6.25	5.25	6.00					5.85
Presentation				3.33	6.50	5.50	6.00	6.50	5.75	6.00	6.00					6.05
Skating Skills				3.33	6.25	6.00	6.00	6.25	5.75	5.75	6.25					6.05
Judges Total Program Component Score (factored)															59.78	
Deductions:			Falls	-1.00 (1)												-1.00



Tallinn / EST

ISU Challenger Series
Tallinn Trophy 2024



November 11 - 17, 2024



JUDGES DETAILS PER SKATER

MEN FREE SKATING

Rank	Name	Nation	Starting Number	Total Segment Score	Total Element Score	Total Program Component Score (factored)		Total Deductions								
21	Iker OYARZABAL ALBAS	ESP	2	104.82	52.71	52.11		0.00								
#	Executed Elements	Info	Base Value	GOE	J1	J2	J3	J4	J5	J6	J7	J8	J9	Ref.	Scores of Panel	
1	2A+1Eu+3S		8.10	0.17	0	0	1	1	1	0	0				8.27	
2	3F!+2A+SEQ	!	8.60	-0.74	-2	-2	-1	-1	-1	-2	-1				7.86	
3	2Lo		1.70	-0.10	-1	0	-1	0	0	-1	-1				1.60	
4	CCSp3		2.80	-0.06	0	0	0	0	0	-1	-1				2.74	
5	3F		5.30	0.11	0	-1	0	1	1	0	0				5.41	
6	StSq2		2.60	-0.10	0	-2	0	-2	0	0	0				2.50	
7	CCoSp4		3.50	0.35	1	0	2	-1	1	2	1				3.85	
8	3Lz+2T		7.92	x -0.12	0	-1	0	0	0	-2	0				7.80	
9	2Lz		2.31	x 0.00	1	0	0	0	0	0	0				2.31	
10	3T		4.62	x 0.00	1	-1	0	0	0	0	0				4.62	
11	ChSq1		3.00	0.20	1	0	1	1	0	-2	0				3.20	
12	FCCoSp2		2.50	0.05	1	0	1	0	0	0	-2				2.55	
			52.95												52.71	
Program Components				Factor												
Composition				3.33	6.00	4.50	5.00	5.00	5.50	5.25	5.00	5.00				5.15
Presentation				3.33	6.25	4.50	5.00	5.25	5.50	5.25	5.25	5.25				5.25
Skating Skills				3.33	6.00	5.50	5.25	5.50	4.75	5.00	5.00					5.25
Judges Total Program Component Score (factored)															52.11	
Deductions:															0.00	
Rank	Name	Nation	Starting Number	Total Segment Score	Total Element Score	Total Program Component Score (factored)		Total Deductions								
22	Douglas GERBER	AUS	4	95.63	46.69	49.94		-1.00								
#	Executed Elements	Info	Base Value	GOE	J1	J2	J3	J4	J5	J6	J7	J8	J9	Ref.	Scores of Panel	
1	3S		4.30	1.03	3	2	1	2	3	3	2				5.33	
2	2A		3.30	-1.32	-5	-4	-4	-3	-4	-4	-4				1.98	
3	3F!+2T	!	6.60	-0.85	-2	-3	-2	0	-1	-2	-1				5.75	
4	3Loq	q	4.90	-1.57	-4	-2	-3	-2	-4	-3	-4				3.33	
5	StSq2		2.60	-0.10	-1	1	-1	1	0	-3	-1				2.50	
6	2F		1.98	x -0.61	-4	-3	-4	-2	-3	-4	-3				1.37	
7	3Lzq+2A+2A*+SEQ	q *	10.12	x -2.12	-4	-3	-4	-3	-3	-4	-4				8.00	
8	3Lz+2T		7.92	x -0.94	-3	-2	-2	-1	-1	-1	-2				6.98	
9	CCoSp4		3.50	-0.14	-1	0	0	0	0	-1	-1				3.36	
10	ChSq1		3.00	-0.20	-1	2	0	-1	1	-1	-1				2.80	
11	CCSp3		2.80	-0.17	-1	-2	0	-1	0	1	-1				2.63	
12	FCCoSp4		3.50	-0.84	-4	-3	-2	-1	-2	-3	-2				2.66	
			54.52												46.69	
Program Components				Factor												
Composition				3.33	5.25	6.00	4.50	4.75	4.75	4.75	4.75	5.25				4.95
Presentation				3.33	4.50	5.00	4.75	4.75	4.75	4.75	4.75	5.00				4.80
Skating Skills				3.33	5.75	6.00	5.00	5.00	5.00	5.00	4.75	5.50				5.25
Judges Total Program Component Score (factored)															49.94	
Deductions:				Time violation -1.00											-1.00	

JUDGES DETAILS PER SKATER
MEN FREE SKATING

Rank	Name	Nation	Starting Number	Total Segment Score	Total Element Score	Total Program Component Score (factored)		Total Deductions								
23	Daniel KORABELNIK	LTU	1	93.21	46.59	47.62		-1.00								
#	Executed Elements	Info	Base Value	GOE	J1	J2	J3	J4	J5	J6	J7	J8	J9	Ref.	Scores of Panel	
1	3Lz+2T		7.20	-0.83	-2	-1	-2	-1	-1	-2	-1				6.37	
2	3Fe	e	4.24	-1.10	-4	-3	-3	-2	-2	-3	-2				3.14	
3	3Lo		4.90	0.20	0	0	0	1	1	1	0				5.10	
4	3Fe+2T+2Lo	e	7.24	-1.10	-4	-3	-3	-2	-2	-3	-2				6.14	
5	FCSp3		2.80	0.00	0	0	1	-1	0	-1	1				2.80	
6	3Lz+2A+SEQ	F	10.12	x -2.95	-5	-5	-5	-5	-5	-5	-5				7.17	
7	3T		4.62	x 0.25	1	1	0	1	0	1	0				4.87	
8	CSSp4		3.00	0.00	0	-1	1	0	0	1	-1				3.00	
9	StSq1		1.80	-0.04	0	0	-1	-1	0	0	0				1.76	
10	ChSq1		3.00	-0.20	0	0	-2	0	-1	-1	0				2.80	
11	1A		1.21	x -0.02	-1	0	0	0	0	0	-1				1.19	
12	CCoSp2		2.50	-0.25	-1	-3	0	-1	0	-2	-1				2.25	
			52.63													46.59
Program Components				Factor												
Composition				3.33	4.50	6.50	4.25	4.50	5.50	4.00	5.00				4.75	
Presentation				3.33	4.25	5.50	4.25	4.75	4.75	4.50	5.00				4.60	
Skating Skills				3.33	4.50	5.50	4.50	5.00	5.00	5.00	5.25				4.95	
Judges Total Program Component Score (factored)															47.62	
Deductions:			Falls	-1.00 (1)											-1.00	

Rank	Name	Nation	Starting Number	Total Segment Score	Total Element Score	Total Program Component Score (factored)		Total Deductions								
24	Euken ALBERDI	ESP	3	89.76	38.81	52.95		-2.00								
#	Executed Elements	Info	Base Value	GOE	J1	J2	J3	J4	J5	J6	J7	J8	J9	Ref.	Scores of Panel	
1	2A		3.30	0.66	2	2	2	2	2	2	2				3.96	
2	2Lz		2.10	0.00	0	0	0	0	0	0	0				2.10	
3	CCoSp4		3.50	0.07	0	0	1	-1	1	0	0				3.57	
4	3F	F	5.30	-2.65	-5	-5	-5	-5	-5	-5	-5				2.65	
5	3Lo	F	4.90	-2.45	-5	-5	-5	-5	-5	-5	-5				2.45	
6	2T+1Eu+2S		3.10	-0.42	-4	-2	-3	-2	-3	-4	-4				2.68	
7	FSSp4		3.00	0.12	0	0	1	0	0	1	1				3.12	
8	ChSq1		3.00	0.30	2	1	1	-1	1	-1	1				3.30	
9	3S+2A+SEQ		8.36	x -1.63	-4	-4	-4	-2	-4	-4	-3				6.73	
10	3T		4.62	x -1.51	-3	-3	-4	-3	-4	-4	-4				3.11	
11	StSq2		2.60	-0.16	-1	1	-2	-1	0	0	-1				2.44	
12	FCCoSp3		3.00	-0.30	-1	-1	-1	-2	0	1	-2				2.70	
			46.78													38.81
Program Components				Factor												
Composition				3.33	5.50	6.00	4.75	5.00	5.25	5.00	5.25				5.20	
Presentation				3.33	5.75	5.00	5.25	5.25	5.50	5.50	5.50				5.30	
Skating Skills				3.33	6.00	5.50	5.50	5.25	5.00	5.25	5.50				5.40	
Judges Total Program Component Score (factored)															52.95	
Deductions:			Falls	-2.00 (2)											-2.00	

Legend:

#	Sequence number	GOE	Grade of Execution	Jx	Judges (x=1-9)	Ref.	Referee
*	Invalid element	e	Wrong edge	<	Under-rotated jump	<<	Downgraded jump
x	Credit for highlight distribution, base value multiplied by 1.1			!	Not clear edge	REP	Jump repetition
F	Fall	q	Jump landed on the quarter				