


Tallinn / EST

ISU Challenger Series
Tallinn Trophy 2024



November 11 - 17, 2024



JUDGES DETAILS PER SKATER
ADVANCED NOVICE MEN FREE SKATING

Rank	Name	Nation	Starting Number	Total Segment Score	Total Element Score	Total Program Component Score (factored)			Total Deductions							
1	Ilya NESTEROV	EST	7	74.69	38.88	35.81			0.00							
#	Executed Elements	Info	Base Value	GOE	J1	J2	J3	J4	J5	J6	J7	J8	J9	Bonus	Ref.	Scores of Panel
1	2Ab	b	3.30	0.55	2	2	1	3	1					1.00		4.85
2	3Tb+2T	b	5.50	0.56	1	1	1	2	2					1.00		7.06
3	ChSq1		3.00	0.17	2	1	0	0	0							3.17
4	3Sb	b	4.30	-0.29	0	-1	-1	-1	0					1.00		5.01
5	3Loq	q	4.90	-0.98	-2	-2	-2	-2	-2							3.92
6	FCSp2		2.30	-0.46	-2	-2	-2	-2	0							1.84
7	3S+2T+2Lo<	<	6.96	-0.86	-2	-2	-3	-2	-1							6.10
8	2A		3.30	0.33	1	1	0	2	1							3.63
9	CCoSp3		3.00	0.30	1	1	1	0	1							3.30
			36.56													38.88
Program Components				Factor												
Composition				2.40	4.75	4.75	5.00	4.00	5.25					4.83		
Presentation				2.40	4.75	5.00	5.00	4.00	5.00					4.92		
Skating Skills				2.40	5.25	5.25	5.50	4.25	5.00					5.17		
Judges Total Program Component Score (factored)														35.81		
Deductions:															0.00	



Rank	Name	Nation	Starting Number	Total Segment Score	Total Element Score	Total Program Component Score (factored)			Total Deductions							
2	Irakli SAMHARADZE	EST	6	60.69	28.07	32.62			0.00							
#	Executed Elements	Info	Base Value	GOE	J1	J2	J3	J4	J5	J6	J7	J8	J9	Bonus	Ref.	Scores of Panel
1	2Ab	b	3.30	0.00	-1	0	0	0	0					1.00		4.30
2	2Aq	q	3.30	-0.66	-2	-2	-2	-2	-2							2.64
3	2F+2T		3.10	-0.12	0	-1	-1	-1	0							2.98
4	FCSp3		2.80	0.28	1	1	0	1	1							3.08
5	2Lz+2T+2Lo	F	5.10	-1.05	-5	-5	-5	-5	-5							4.05
6	ChSq1		3.00	0.33	0	1	1	0	1							3.33
7	2Lz		2.10	0.21	1	1	-1	1	1							2.31
8	2F		1.80	0.18	1	1	1	1	1							1.98
9	CCoSp3		3.00	0.40	1	3	2	1	1							3.40
			27.50													28.07
Program Components				Factor												
Composition				2.40	4.50	4.75	4.75	3.75	4.75					4.67		
Presentation				2.40	4.25	4.75	4.50	3.75	4.50					4.42		
Skating Skills				2.40	4.50	4.50	5.00	4.25	4.50					4.50		
Judges Total Program Component Score (factored)														32.62		
Deductions:															0.00	



JUDGES DETAILS PER SKATER
ADVANCED NOVICE MEN FREE SKATING

Rank	Name	Nation	Starting Number	Total Segment Score	Total Element Score	Total Program Component Score (factored)				Total Deductions					
3	Federico BERRUTO	ITA	5	52.53	20.32	32.21				0.00					
#	Executed Elements	Info	Base Value	GOE	J1	J2	J3	J4	J5	J6	J7	J8	J9	Ref.	Scores of Panel
1	2A<<	<<	1.10	-0.33	-3	-3	-3	-3	-3						0.77
2	2Lo		1.70	0.28	2	2	2	1	1						1.98
3	2Lz!	F !	2.10	-1.05	-5	-5	-5	-5	-5						1.05
4	2F+2T+2Lo	F	4.80	-0.90	-5	-5	-5	-5	-5						3.90
5	CCoSp2V		1.88	-0.13	-1	-2	0	-1	0						1.75
6	2Lz!+2T	!	3.40	-0.21	-1	-2	-1	-1	-1						3.19
7	2F		1.80	0.00	1	0	-1	0	0						1.80
8	FCSp2		2.30	0.08	0	1	1	0	0						2.38
9	ChSq1		3.00	0.50	1	1	2	1	1						3.50
			22.08											20.32	
Program Components				Factor											
Composition				2.40	4.75	4.50	5.25	4.00	4.00					4.42	
Presentation				2.40	4.50	5.00	4.75	3.75	4.25					4.50	
Skating Skills				2.40	4.50	5.00	4.75	4.25	4.00					4.50	
Judges Total Program Component Score (factored)											32.21				
Deductions:										0.00					


Rank	Name	Nation	Starting Number	Total Segment Score	Total Element Score	Total Program Component Score (factored)				Total Deductions					
4	Tomas STRAZDS	LAT	4	47.13	19.31	27.82				0.00					
#	Executed Elements	Info	Base Value	GOE	J1	J2	J3	J4	J5	J6	J7	J8	J9	Ref.	Scores of Panel
1	2F+2T+1A+SEQ		4.20	-0.36	-2	-2	-2	-3	-2						3.84
2	1Lo		0.50	0.00	0	0	0	0	0						0.50
3	2Lz		2.10	-0.21	-1	-1	-1	-1	-2						1.89
4	FCSp1		1.90	-0.32	-3	-2	-2	-1	-1						1.58
5	2F		1.80	0.00	0	0	0	0	0						1.80
6	2Lz		2.10	-0.28	-1	-2	-1	-2	-1						1.82
7	2S+2Lo		3.00	0.00	0	0	1	0	0						3.00
8	ChSq1		3.00	0.00	0	0	-1	0	1						3.00
9	CCoSp2V		1.88	0.00	0	1	0	0	0						1.88
			20.48											19.31	
Program Components				Factor											
Composition				2.40	4.00	4.25	4.25	3.25	3.50					3.92	
Presentation				2.40	3.75	4.00	4.25	3.25	3.50					3.75	
Skating Skills				2.40	4.00	4.50	4.25	3.50	3.50					3.92	
Judges Total Program Component Score (factored)											27.82				
Deductions:										0.00					



JUDGES DETAILS PER SKATER
ADVANCED NOVICE MEN FREE SKATING

Rank	Name	Nation	Starting Number	Total Segment Score	Total Element Score	Total Program Component Score (factored)			Total Deductions						
5	Markus Amal SAAR	EST	3	44.62	18.22	26.40			0.00						
#	Executed Elements	Info	Base Value	GOE	J1	J2	J3	J4	J5	J6	J7	J8	J9	Ref.	Scores of Panel
1	2A<	F <	2.64	-1.32	-5	-5	-5	-5	-5						1.32
2	2Lz+2T+2Lo<	<	4.76	-0.49	-2	-3	-2	-3	-2						4.27
3	FCSp1		1.90	-0.44	-2	-3	-3	-2	-2						1.46
4	2F		1.80	0.00	-1	0	0	0	0						1.80
5	2Lz+2T		3.40	0.00	0	0	0	0	0						3.40
6	2Lo	F	1.70	-0.85	-5	-5	-5	-5	-5						0.85
7	CCoSp1V		1.50	-0.35	-1	-3	-2	-2	-3						1.15
8	ChSq1		3.00	-0.33	-1	-1	-1	0	0						2.67
9	2S		1.30	0.00	0	0	0	0	0						1.30
			22.00												18.22
Program Components				Factor											
Composition				2.40	4.00	4.00	3.50	3.25	3.50					3.67	
Presentation				2.40	4.00	3.75	3.50	3.25	3.25					3.50	
Skating Skills				2.40	4.25	4.00	3.75	3.75	3.25					3.83	
Judges Total Program Component Score (factored)											26.40				
Deductions:										0.00					


Rank	Name	Nation	Starting Number	Total Segment Score	Total Element Score	Total Program Component Score (factored)			Total Deductions							
6	Rasmus KAJALAID	EST	2	43.25	19.47	23.78			0.00							
#	Executed Elements	Info	Base Value	GOE	J1	J2	J3	J4	J5	J6	J7	J8	J9	Bonus	Ref.	Scores of Panel
1	1A<<	<<	0.00	0.00	-	-	-	-	-							0.00
2	3S<	<	3.44	-1.26	-4	-4	-2	-5	-3							2.18
3	2Ab	b	3.30	-0.99	-3	-3	-3	-4	-3					1.00		3.31
4	FCSpB		1.60	-0.16	0	-1	-1	-1	-1							1.44
5	2Lz+2T+2T	F	4.70	-1.05	-5	-5	-5	-5	-5							3.65
6	2F		1.80	-0.36	-2	-2	-2	-3	-2							1.44
7	ChSq1		3.00	-0.83	-2	-3	-1	-2	-1							2.17
8	2Lz!+2Lo	!	3.80	-0.77	-3	-4	-4	-5	-3							3.03
9	CCoSp2		2.50	-0.25	-1	-2	-1	-1	-1							2.25
			24.14												19.47	
Program Components				Factor												
Composition				2.40	3.50	3.75	3.25	2.75	3.25					3.33		
Presentation				2.40	3.00	3.25	3.50	2.50	3.00					3.08		
Skating Skills				2.40	3.75	3.50	3.75	3.00	3.25					3.50		
Judges Total Program Component Score (factored)											23.78					
Deductions:										0.00						



Tallinn / EST

ISU Challenger Series
Tallinn Trophy 2024

November 11 - 17, 2024



JUDGES DETAILS PER SKATER
ADVANCED NOVICE MEN FREE SKATING

Rank	Name	Nation	Starting Number	Total Segment Score	Total Element Score	Total Program Component Score (factored)			Total Deductions						
7	Lev Leo GOLUB	EST	1	35.00	10.43	24.57			0.00						
#	Executed Elements	Info	Base Value	GOE	J1	J2	J3	J4	J5	J6	J7	J8	J9	Ref.	Scores of Panel
1	2Lz<+2Lo<<	< <<	2.18	-0.84	-5	-5	-5	-5	-4						1.34
2	2F<<	F <<	0.50	-0.25	-5	-5	-5	-5	-5						0.25
3	FCSpB		1.60	-0.48	-2	-4	-3	-1	-4						1.12
4	2Lz<	<	1.68	-0.39	-2	-3	-3	-2	-2						1.29
5	2S		1.30	0.00	0	0	0	0	0						1.30
6	ChSq1		3.00	-0.67	-2	0	-1	-2	-1						2.33
7	2Lo<<	<<	0.50	-0.20	-4	-4	-2	-4	-4						0.30
8	2F<*	< *	0.00	0.00	-	-	-	-	-						0.00
9	CCoSp2		2.50	0.00	0	0	0	0	0						2.50
			13.26												10.43
Program Components				Factor											
Composition				2.40	3.75	3.25	3.50	3.25	3.00						3.33
Presentation				2.40	3.50	3.75	3.25	3.25	2.75						3.33
Skating Skills				2.40	4.00	4.00	3.25	3.50	2.50						3.58
Judges Total Program Component Score (factored)															24.57
Deductions:															0.00

Legend:							
#	Sequence number	GOE	Grade of Execution	Jx	Judges (x=1-9)	Ref.	Referee
*	Invalid element	<	Under-rotated jump	<<	Downgraded jump	!	Not clear edge
F	Fall	q	Jump landed on the quarter	b	Bonus Point for jump added to the element score		

printed: 12.11.2024 12:09

Page 4 / 4

Official Partners

