

Tallinn / EST

ISU Challenger Series
Tallinn Trophy 2024

November 11 - 17, 2024



JUDGES DETAILS PER SKATER

JUNIOR MEN FREE SKATING

Rank	Name	Nation	Starting Number	Total Segment Score	Total Element Score	Total Program Component Score (factored)				Total Deductions						
1	Ean WEILER	SUI	14	127.84	60.45	67.39				0.00						
#	Executed Elements	Info	Base Value	GOE	J1	J2	J3	J4	J5	J6	J7	J8	J9	Ref.	Scores of Panel	
1	3Lz+3T		10.10	1.18	2	2	2	2	2						11.28	
2	2A		3.30	0.77	2	3	2	3	2						4.07	
3	3Lo		4.90	0.98	2	2	1	2	2						5.88	
4	CSSp4		3.00	0.70	2	3	2	3	2						3.70	
5	3F		5.30	0.35	1	2	0	1	-1						5.65	
6	3T+1Eu+3S		9.90	x 0.29	1	0	1	2	0						10.19	
7	1A		1.21	x -0.44	-4	-5	-3	-4	-4						0.77	
8	3Lz+2T		7.92	x 0.59	1	1	0	1	1						8.51	
9	FCCoSp1		2.00	-0.07	-1	0	-2	0	0						1.93	
10	ChSq1		3.00	1.67	2	3	3	4	4						4.67	
11	CCoSp3		3.00	0.80	2	3	3	3	2						3.80	
			53.63												60.45	
Program Components				Factor												
Composition				3.33	6.75	7.00	5.75	6.75	7.00							6.83
Presentation				3.33	6.75	7.00	6.25	6.50	6.50							6.58
Skating Skills				3.33	7.00	6.75	6.75	7.00	6.75							6.83
Judges Total Program Component Score (factored)											67.39					


Deductions:

0.00

Rank	Name	Nation	Starting Number	Total Segment Score	Total Element Score	Total Program Component Score (factored)				Total Deductions						
2	Nikita KRIVOSHEYEV	KAZ	13	115.32	53.18	62.14				0.00						
#	Executed Elements	Info	Base Value	GOE	J1	J2	J3	J4	J5	J6	J7	J8	J9	Ref.	Scores of Panel	
1	3Lz+2T		7.20	-1.18	-2	-2	-2	-2	-2						6.02	
2	3F!	!	5.30	0.00	0	0	0	2	0						5.30	
3	3Lz		5.90	0.59	1	1	0	1	1						6.49	
4	3Lo		4.90	0.00	0	0	0	0	-1						4.90	
5	ChSq1		3.00	1.17	2	1	2	3	3						4.17	
6	3F!+2A+2T+SEQ	!	10.89	x -0.71	-1	-2	-2	0	-1						10.18	
7	FCSp3		2.80	0.56	2	2	2	2	1						3.36	
8	2A		3.63	x 0.33	1	1	1	1	1						3.96	
9	3S+2T*	*	4.73	x -1.29	-2	-4	-3	-4	-1						3.44	
10	CSSp3		2.60	0.26	1	1	2	1	1						2.86	
11	CCoSp2		2.50	0.00	1	-2	-1	0	1						2.50	
			53.45												53.18	
Program Components				Factor												
Composition				3.33	6.25	6.00	5.50	5.75	6.50							6.00
Presentation				3.33	6.50	6.00	6.25	6.25	6.75							6.33
Skating Skills				3.33	6.75	6.00	6.25	6.50	6.25							6.33
Judges Total Program Component Score (factored)											62.14					

Deductions:

0.00



Tallinn / EST

ISU Challenger Series
Tallinn Trophy 2024


November 11 - 17, 2024



JUDGES DETAILS PER SKATER

JUNIOR MEN FREE SKATING

Rank	Name	Nation	Starting Number	Total Segment Score	Total Element Score	Total Program Component Score (factored)				Total Deductions					
3	Hugo BOSTEDT	SWE	12	113.32	55.05	58.27				0.00					
#	Executed Elements	Info	Base Value	GOE	J1	J2	J3	J4	J5	J6	J7	J8	J9	Ref.	Scores of Panel
1	3Fe+3T	e	8.44	-0.42	-1	-1	-1	0	-1						8.02
2	3Lz+1Eu+2F		8.20	1.18	2	2	2	2	2						9.38
3	3Lo		4.90	0.49	1	0	1	2	1						5.39
4	FCoSp2		2.50	0.00	0	0	0	0	-1						2.50
5	3S		4.30	-0.43	-1	-1	-1	0	-1						3.87
6	3Lz+2A+SEQ		10.12	x 0.39	0	1	0	2	1						10.51
7	CCoSp3		3.00	0.10	-1	0	0	1	1						3.10
8	2Fe	e	1.58	x -0.29	-2	-2	-2	-1	-2						1.29
9	2A		3.63	x 0.44	1	2	0	1	2						4.07
10	ChSq1		3.00	1.00	1	3	1	3	2						4.00
11	SSp4		2.50	0.42	1	2	2	1	2						2.92
			52.17											55.05	
Program Components				Factor											
Composition				3.33	5.25	6.00	4.50	6.25	5.75					5.67	
Presentation				3.33	5.50	6.25	5.50	5.75	5.50					5.58	
Skating Skills				3.33	6.25	6.25	5.75	6.25	6.50					6.25	
Judges Total Program Component Score (factored)														58.27	
Deductions:											0.00				
Rank	Name	Nation	Starting Number	Total Segment Score	Total Element Score	Total Program Component Score (factored)				Total Deductions					
4	Edward SOLOVYOV	GBR	6	104.81	52.00	53.81				-1.00					
#	Executed Elements	Info	Base Value	GOE	J1	J2	J3	J4	J5	J6	J7	J8	J9	Ref.	Scores of Panel
1	3T+3T		8.40	0.28	0	0	1	1	1						8.68
2	3Lz		5.90	-1.18	-2	-2	-4	-2	-2						4.72
3	3F!	!	5.30	-2.30	-4	-5	-4	-5	-4						3.00
4	3Lz+2A+SEQ		9.20	-0.59	-1	-1	-2	-1	-1						8.61
5	FCoSp4		3.50	0.12	0	0	-2	1	2						3.62
6	3Lo	x	5.39	0.33	1	0	0	1	1						5.72
7	ChSq1		3.00	0.67	1	1	0	2	2						3.67
8	2A+2T	x	5.06	0.33	1	1	0	1	1						5.39
9	3S	x	4.73	0.00	0	0	0	1	0						4.73
10	CCoSp3V		2.25	0.00	0	0	-1	0	0						2.25
11	CSSp2		2.30	-0.69	-2	-3	-3	-3	-3						1.61
			55.03											52.00	
Program Components				Factor											
Composition				3.33	5.25	5.00	4.50	5.75	6.25					5.33	
Presentation				3.33	5.00	5.25	4.25	5.50	5.50					5.25	
Skating Skills				3.33	5.50	5.25	5.50	6.00	5.75					5.58	
Judges Total Program Component Score (factored)														53.81	
Deductions:											-1.00				
			Time violation											-1.00	



Tallinn / EST

ISU Challenger Series
Tallinn Trophy 2024

November 11 - 17, 2024




JUDGES DETAILS PER SKATER

JUNIOR MEN FREE SKATING

Rank	Name	Nation	Starting Number	Total Segment Score	Total Element Score	Total Program Component Score (factored)				Total Deductions					
5	Albin SAMUELSSON	SWE	4	99.95	49.89	51.06				-1.00					
#	Executed Elements	Info	Base Value	GOE	J1	J2	J3	J4	J5	J6	J7	J8	J9	Ref.	Scores of Panel
1	3Lz+2T+2A+SEQ		10.50	0.20	0	0	1	0	1						10.70
2	3S+3T		8.50	0.00	-1	0	-1	1	1						8.50
3	3Fq	F	5.30	-2.65	-5	-5	-5	-5	-5						2.65
4	3Lz<	<	4.72	-1.89	-5	-4	-4	-4	-4						2.83
5	CCoSp		0.00	0.00	-	-	-	-	-						0.00
6	3Lo		4.90	0.65	0	1	1	2	2						5.55
7	FCoSp3		3.00	0.30	1	1	2	1	0						3.30
8	ChSq1		3.00	1.00	1	3	3	2	1						4.00
9	3F+2T		7.26	x 0.00	0	0	0	1	-1						7.26
10	2A		3.63	x -0.22	-1	-1	-1	0	0						3.41
11	CSSp3V		1.95	-0.26	-2	-1	-2	0	-1						1.69
			52.76												49.89
Program Components				Factor											
Composition				3.33	5.00	5.25	5.00	5.75	3.50					5.08	
Presentation				3.33	4.75	5.25	5.25	6.00	4.25					5.08	
Skating Skills				3.33	5.25	5.00	5.25	5.75	4.75					5.17	
Judges Total Program Component Score (factored)													51.06		
Deductions:			Falls	-1.00	(1)										-1.00


Rank	Name	Nation	Starting Number	Total Segment Score	Total Element Score	Total Program Component Score (factored)				Total Deductions					
6	Janis ZNOTINS	LAT	7	99.31	50.46	48.85				0.00					
#	Executed Elements	Info	Base Value	GOE	J1	J2	J3	J4	J5	J6	J7	J8	J9	Ref.	Scores of Panel
1	3Lz+2T		7.20	-1.57	-2	-3	-2	-3	-3						5.63
2	3F+1Eu+2S		7.10	0.00	0	0	1	0	-1						7.10
3	3T		4.20	0.28	0	0	1	1	2						4.48
4	3S		4.30	0.14	0	0	0	1	1						4.44
5	FCSp3		2.80	0.09	-1	0	0	2	1						2.89
6	ChSq1		3.00	0.17	-1	0	0	1	1						3.17
7	3Lz		6.49	x -0.39	-1	-1	-1	0	0						6.10
8	3S+2A+SEQ		8.36	x 0.00	0	0	0	-1	0						8.36
9	2A		3.63	x -0.33	-1	-1	-1	-2	0						3.30
10	CCoSp4		3.50	-0.12	-1	-2	1	0	0						3.38
11	CSSp2V		1.73	-0.12	-2	-1	-2	1	1						1.61
			52.31												50.46
Program Components				Factor											
Composition				3.33	4.50	5.00	4.75	5.25	4.50					4.75	
Presentation				3.33	4.50	5.00	4.75	5.00	5.00					4.92	
Skating Skills				3.33	4.75	5.25	5.00	5.75	4.75					5.00	
Judges Total Program Component Score (factored)													48.85		
Deductions:															0.00



Tallinn / EST

ISU Challenger Series
Tallinn Trophy 2024

November 11 - 17, 2024



JUDGES DETAILS PER SKATER

JUNIOR MEN FREE SKATING

Rank	Name	Nation	Starting Number	Total Segment Score	Total Element Score	Total Program Component Score (factored)				Total Deductions					
7	Kirills KORKACS	LAT	9	96.88	46.10	50.78				0.00					
#	Executed Elements	Info	Base Value	GOE	J1	J2	J3	J4	J5	J6	J7	J8	J9	Ref.	Scores of Panel
1	3Lz+3T<	<	9.26	-1.18	-2	-3	-2	-2	-2						8.08
2	3Lo+2A+SEQ		8.20	0.00	0	0	0	0	0						8.20
3	3Loq	q	4.90	-0.98	-2	-2	-2	-2	-1						3.92
4	FCSp4		3.20	0.00	-2	-1	1	1	0						3.20
5	1A		1.10	0.00	0	0	0	0	0						1.10
6	3F!	!	5.83	x -0.53	-1	-1	-1	0	-1						5.30
7	CSSp2		2.30	0.23	0	2	1	1	1						2.53
8	2S		1.43	x 0.00	0	-2	0	0	0						1.43
9	3Lz+1Eu+2Sq	q	8.47	x -1.18	-2	-2	-2	-3	0						7.29
10	CCoSp2V		1.88	0.00	-1	0	0	0	0						1.88
11	ChSq1		3.00	0.17	0	2	0	1	0						3.17
			49.57												46.10
Program Components				Factor											
Composition				3.33	4.75	5.00	5.00	5.00	5.25					5.00	
Presentation				3.33	4.50	5.00	5.00	5.00	5.00					5.00	
Skating Skills				3.33	5.00	5.25	5.50	5.25	5.25					5.25	
Judges Total Program Component Score (factored)												50.78			


Deductions:

0.00

Rank	Name	Nation	Starting Number	Total Segment Score	Total Element Score	Total Program Component Score (factored)				Total Deductions					
8	Benjamin ERIKSSON	FIN	5	95.95	44.36	51.59				0.00					
#	Executed Elements	Info	Base Value	GOE	J1	J2	J3	J4	J5	J6	J7	J8	J9	Ref.	Scores of Panel
1	3S+2A+SEQ		7.60	-0.29	-1	-1	0	-1	1						7.31
2	3T+2T		5.50	-0.14	0	0	-1	-1	1						5.36
3	3Lo		4.90	-1.14	-3	0	-4	-2	-2						3.76
4	3T		4.20	0.28	0	0	1	1	2						4.48
5	CSSp3		2.60	0.35	1	1	2	1	2						2.95
6	3S		4.73	x -0.14	0	-1	-1	0	2						4.59
7	2A+1Eu+2F!	!	6.16	x -0.22	-1	0	-2	-1	0						5.94
8	FCSp2		2.30	-0.31	-2	-1	-2	-1	-1						1.99
9	ChSq1		3.00	0.00	0	0	-1	1	0						3.00
10	2F		1.98	x 0.00	0	0	1	0	0						1.98
11	CCoSp3		3.00	0.00	-1	0	0	0	1						3.00
			45.97												44.36
Program Components				Factor											
Composition				3.33	5.00	5.00	4.75	5.25	5.50					5.08	
Presentation				3.33	4.75	5.25	4.50	5.25	5.25					5.08	
Skating Skills				3.33	5.25	5.25	4.75	5.50	5.75					5.33	
Judges Total Program Component Score (factored)												51.59			

Deductions:


0.00



Tallinn / EST

ISU Challenger Series
Tallinn Trophy 2024

November 11 - 17, 2024




JUDGES DETAILS PER SKATER

JUNIOR MEN FREE SKATING

Rank	Name	Nation	Starting Number	Total Segment Score	Total Element Score	Total Program Component Score (factored)				Total Deductions					
9	Gion SCHMID	SUI	10	93.05	42.43	51.62				-1.00					
#	Executed Elements	Info	Base Value	GOE	J1	J2	J3	J4	J5	J6	J7	J8	J9	Ref.	Scores of Panel
1	3Lz+3T		10.10	-1.38	-1	-3	-2	-3	-2						8.72
2	2F!<<	!!<<	0.50	-0.25	-5	-5	-5	-5	-5						0.25
3	3F!	F !	5.30	-2.65	-5	-5	-5	-5	-5						2.65
4	3Lo		4.90	0.49	0	0	1	2	2						5.39
5	FSSp4		3.00	0.50	1	1	2	2	2						3.50
6	2Lo+2A+SEQ		5.50	x -0.11	-1	0	0	-1	0						5.39
7	3S+2T+2T		7.59	x 0.14	1	1	0	0	0						7.73
8	ChSq1		3.00	0.33	1	0	0	2	1						3.33
9	1A		1.21	x 0.00	0	1	0	0	0						1.21
10	FCCoSp1		2.00	-0.07	-1	-1	0	1	0						1.93
11	CCoSp3V		2.25	0.08	0	0	0	1	1						2.33
			45.35												42.43
Program Components				Factor											
Composition				3.33	5.25	5.25	4.25	6.00	4.50					5.00	
Presentation				3.33	5.00	5.00	4.25	5.50	5.00					5.00	
Skating Skills				3.33	5.50	5.25	5.00	6.25	5.75					5.50	
Judges Total Program Component Score (factored)															51.62
Deductions:				Falls	-1.00 (1)										-1.00


Rank	Name	Nation	Starting Number	Total Segment Score	Total Element Score	Total Program Component Score (factored)				Total Deductions					
10	Vladislav CHURAKOV	EST	3	84.28	34.06	50.22				0.00					
#	Executed Elements	Info	Base Value	GOE	J1	J2	J3	J4	J5	J6	J7	J8	J9	Ref.	Scores of Panel
1	2F!+2T	!	3.10	-0.18	-1	-1	-1	0	-1						2.92
2	3Lo		4.90	0.00	0	0	0	1	0						4.90
3	2A		3.30	-0.11	-1	-1	0	0	0						3.19
4	2Lz+1Eu+2F		4.40	0.07	0	0	1	0	1						4.47
5	2A		3.63	x -0.11	-1	-1	0	0	1						3.52
6	2Lo+2T		3.30	x 0.00	0	0	0	0	0						3.30
7	CCoSp4		3.50	0.47	1	0	2	2	1						3.97
8	ChSq1		3.00	0.67	1	1	2	3	1						3.67
9	2Lz		2.31	x 0.14	-4	0	1	1	1						2.45
10	FCSp		0.00	0.00	-	-	-	-	-						0.00
11	FCCoSp2		2.50	-0.83	-4	-2	-4	-4	-2						1.67
			33.94												34.06
Program Components				Factor											
Composition				3.33	5.25	4.50	5.00	6.00	5.25					5.17	
Presentation				3.33	4.75	4.50	5.50	6.25	5.00					5.08	
Skating Skills				3.33	5.00	4.50	4.75	5.50	4.75					4.83	
Judges Total Program Component Score (factored)															50.22
Deductions:														0.00	



Tallinn / EST

ISU Challenger Series
Tallinn Trophy 2024

November 11 - 17, 2024




JUDGES DETAILS PER SKATER

JUNIOR MEN FREE SKATING

Rank	Name	Nation	Starting Number	Total Segment Score	Total Element Score	Total Program Component Score (factored)				Total Deductions					
11	Jegor MARTSENKO	EST	11	80.19	31.41	50.78				-2.00					
#	Executed Elements	Info	Base Value	GOE	J1	J2	J3	J4	J5	J6	J7	J8	J9	Ref.	Scores of Panel
1	2A		3.30	0.66	2	2	1	3	2						3.96
2	1Lz		0.60	-0.06	-1	-1	-2	-1	-1						0.54
3	3F+1Eu+3Sq	q	10.10	-1.94	-3	-5	-4	-4	-3						8.16
4	FCSp3		2.80	0.09	0	0	0	1	1						2.89
5	3Loq	F q	4.90	-2.45	-5	-5	-5	-5	-5						2.45
6	1Lz		0.66	x -0.14	-2	-3	-3	-2	-2						0.52
7	ChSq1		3.00	0.00	-1	1	-1	0	1						3.00
8	3F	F	5.83	x -2.65	-5	-5	-5	-5	-5						3.18
9	2A		3.63	x 0.00	0	0	1	0	0						3.63
10	CCoSp1V		1.50	-0.15	-3	-1	-1	0	-1						1.35
11	CSSp2V		1.73	0.00	-2	0	-1	1	1						1.73
			38.05												31.41
Program Components				Factor											
Composition				3.33	5.00	5.25	4.25	5.50	4.75					5.00	
Presentation				3.33	4.75	4.75	4.00	5.00	4.50					4.67	
Skating Skills				3.33	5.50	5.50	5.50	6.00	5.75					5.58	
Judges Total Program Component Score (factored)												50.78			
Deductions:			Falls	-2.00	(2)									-2.00	


Rank	Name	Nation	Starting Number	Total Segment Score	Total Element Score	Total Program Component Score (factored)				Total Deductions					
12	Jari KRESTYANNIKOV	FIN	8	78.98	31.33	49.65				-2.00					
#	Executed Elements	Info	Base Value	GOE	J1	J2	J3	J4	J5	J6	J7	J8	J9	Ref.	Scores of Panel
1	3A	F	8.00	-4.00	-5	-5	-5	-5	-5						4.00
2	2Lz<<	<<	0.60	-0.30	-5	-5	-5	-5	-4						0.30
3	3F!	!	5.30	-0.35	0	-1	-1	0	-1						4.95
4	FCSp3		2.80	0.19	0	1	-1	1	1						2.99
5	3S<<	<<	1.30	-0.65	-5	-5	-5	-5	-5						0.65
6	2Lz+2T		3.74	x 0.00	0	1	0	-4	0						3.74
7	CCoSp3		3.00	0.10	0	0	-2	1	1						3.10
8	ChSq1		3.00	0.17	1	0	-1	2	0						3.17
9	3T	F	4.62	x -2.10	-5	-5	-5	-5	-5						2.52
10	1A+2A+SEQ		4.84	x -0.66	-2	-3	-2	-2	-2						4.18
11	CSSp2V		1.73	0.00	0	0	-2	1	0						1.73
			38.93												31.33
Program Components				Factor											
Composition				3.33	5.25	4.50	4.25	5.75	4.75					4.83	
Presentation				3.33	4.75	4.50	4.00	5.50	5.00					4.75	
Skating Skills				3.33	5.50	5.00	4.75	5.75	5.50					5.33	
Judges Total Program Component Score (factored)												49.65			
Deductions:			Falls	-2.00	(2)									-2.00	



Tallinn / EST

ISU Challenger Series
Tallinn Trophy 2024

November 11 - 17, 2024



JUDGES DETAILS PER SKATER

JUNIOR MEN FREE SKATING

Rank	Name	Nation	Starting Number	Total Segment Score	Total Element Score	Total Program Component Score (factored)				Total Deductions					
13	Ratmirs BEKISBAJEVS	LAT	2	78.29	35.03	43.26				0.00					
#	Executed Elements	Info	Base Value	GOE	J1	J2	J3	J4	J5	J6	J7	J8	J9	Ref.	Scores of Panel
1	3Lz+2T		7.20	0.59	0	1	1	1	1						7.79
2	2Lz		2.10	0.00	0	0	0	1	0						2.10
3	3T+1Eu+2Sq	q	6.00	-1.40	-3	-4	-3	-4	-3						4.60
4	FCSp1		1.90	0.00	-2	0	0	0	0						1.90
5	3S+2T		5.60	-0.14	-1	-1	0	0	0						5.46
6	A		0.00	x 0.00	-	-	-	-	-						0.00
7	3T		4.62	x -0.56	-1	-1	-1	-2	-2						4.06
8	CSSp2		2.30	0.08	-1	0	1	0	1						2.38
9	ChSq1		3.00	0.00	-1	0	1	0	0						3.00
10	2A		3.63	x 0.11	-1	0	1	0	1						3.74
11	CCoSp		0.00	0.00	-	-	-	-	-						0.00
			36.35												35.03
Program Components				Factor											
Composition				3.33	4.25	4.25	4.50	4.50	4.25					4.33	
Presentation				3.33	4.00	4.00	4.25	4.50	4.00					4.08	
Skating Skills				3.33	4.25	4.50	4.75	4.75	4.50					4.58	
Judges Total Program Component Score (factored)													43.26		

Deductions:

0.00

Rank	Name	Nation	Starting Number	Total Segment Score	Total Element Score	Total Program Component Score (factored)				Total Deductions					
14	Akims KIRILOVS	LAT	1	75.49	38.36	39.13				-2.00					
#	Executed Elements	Info	Base Value	GOE	J1	J2	J3	J4	J5	J6	J7	J8	J9	Ref.	Scores of Panel
1	3F		5.30	-0.53	-1	-1	-1	-2	-1						4.77
2	3Lz<	F <	4.72	-2.36	-5	-5	-5	-5	-5						2.36
3	3Lo+2T		6.20	-0.65	-2	-1	-1	-2	-1						5.55
4	CSSp3		2.60	-0.09	-2	0	1	-1	0						2.51
5	3Sq+2T+2Lo	q	7.30	-1.15	-2	-4	-2	-4	-1						6.15
6	ChSq1		3.00	-0.50	-1	-1	-1	-2	0						2.50
7	3Loq	q	5.39	x -0.98	-2	-2	-2	-2	-2						4.41
8	3S+2Aq+SEQ	q	8.36	x -1.00	-2	-3	-2	-4	-1						7.36
9	FCSpB		1.60	-0.43	-3	-2	-3	-3	-2						1.17
10	2A<	F <	2.90	x -1.32	-5	-5	-5	-5	-5						1.58
11	SSp*	*	0.00	0.00	-	-	-	-	-						0.00
			47.37												38.36
Program Components				Factor											
Composition				3.33	3.75	4.00	3.75	3.75	3.00					3.75	
Presentation				3.33	3.75	3.75	4.00	4.00	3.00					3.83	
Skating Skills				3.33	4.00	4.25	4.25	4.50	3.75					4.17	
Judges Total Program Component Score (factored)													39.13		
Deductions:			Falls	-2.00 (2)								-2.00			

Legend:

#	Sequence number	GOE	Grade of Execution	Jx	Judges (x=1-9)	Ref.	Referee
*	Invalid element	e	Wrong edge	<	Under-rotated jump	<<	Downgraded jump
x	Credit for highlight distribution, base value multiplied by 1.1			!	Not clear edge	F	Fall
q	Jump landed on the quarter						

printed: 14.11.2024 17:55

Page 7 / 7

Official Partners

