


Tallinn / EST

ISU Challenger Series
Tallinn Trophy 2024

November 11 - 17, 2024




JUDGES DETAILS PER SKATER

JUNIOR MEN SHORT PROGRAM

Rank	Name	Nation	Starting Number	Total Segment Score	Total Element Score	Total Program Component Score (factored)		Total Deductions								
1	Ean WEILER	SUI	15	61.66	28.94	32.72		0.00								
#	Executed Elements	Info	Base Value	GOE	J1	J2	J3	J4	J5	J6	J7	J8	J9	Ref.	Scores of Panel	
1	2A		3.30	0.99	3	3	3	3	3						4.29	
2	3Lz+3T<	<	9.26	-1.18	-2	-2	-2	-1	-2						8.08	
3	CCoSp2		2.50	0.50	2	1	2	2	3						3.00	
4	3Fq	q	5.83	x -2.65	-5	-5	-5	-5	-4						3.18	
5	StSq4		3.90	1.04	2	3	2	3	3						4.94	
6	FCSp2		2.30	0.46	2	2	2	4	2						2.76	
7	CSSp3		2.60	0.09	1	1	-2	0	0						2.69	
			29.69												28.94	
Program Components				Factor												
Composition				1.67	6.50	6.25	5.00	6.75	6.75							6.50
Presentation				1.67	6.25	6.50	5.50	6.50	6.50							6.42
Skating Skills				1.67	6.75	6.25	6.75	6.50	6.75							6.67
Judges Total Program Component Score (factored)														32.72		
Deductions:															0.00	

Rank	Name	Nation	Starting Number	Total Segment Score	Total Element Score	Total Program Component Score (factored)		Total Deductions								
2	Nikita KRIVOSHEYEV	KAZ	7	60.82	29.24	31.58		0.00								
#	Executed Elements	Info	Base Value	GOE	J1	J2	J3	J4	J5	J6	J7	J8	J9	Ref.	Scores of Panel	
1	3Lz+2T		7.20	0.00	0	0	1	0	0						7.20	
2	3F!	!	5.30	0.53	1	1	1	1	0						5.83	
3	2A		3.30	0.22	1	1	1	0	0						3.52	
4	CSSp3		2.60	-0.35	0	1	-2	-2	-2						2.25	
5	StSq3		3.30	0.77	2	2	3	2	3						4.07	
6	FCSp3		2.80	0.47	1	1	3	2	2						3.27	
7	CCoSp3		3.00	0.10	1	0	0	0	1						3.10	
			27.50												29.24	
Program Components				Factor												
Composition				1.67	6.00	5.75	5.75	6.50	6.50							6.08
Presentation				1.67	6.25	6.00	7.25	6.75	6.50							6.50
Skating Skills				1.67	6.25	6.00	6.75	6.75	6.00							6.33
Judges Total Program Component Score (factored)														31.58		
Deductions:															0.00	


Rank	Name	Nation	Starting Number	Total Segment Score	Total Element Score	Total Program Component Score (factored)		Total Deductions								
3	Hugo BOSTEDT	SWE	12	59.03	29.65	29.38		0.00								
#	Executed Elements	Info	Base Value	GOE	J1	J2	J3	J4	J5	J6	J7	J8	J9	Ref.	Scores of Panel	
1	3Lz+3T		10.10	0.00	0	0	0	1	0						10.10	
2	2A		3.30	0.44	1	2	2	1	1						3.74	
3	FCSp4		3.20	0.32	1	1	1	2	1						3.52	
4	3F!	!	5.30	0.35	0	1	1	1	-1						5.65	
5	CCoSp2		2.50	-0.33	-1	-2	-1	-3	1						2.17	
6	CSSp3		2.60	-0.17	0	0	-2	-1	-1						2.43	
7	StSq1		1.80	0.24	2	3	1	1	1						2.04	
			28.80												29.65	
Program Components				Factor												
Composition				1.67	6.00	6.00	5.50	5.75	5.25							5.75
Presentation				1.67	6.25	6.25	6.00	5.50	5.50							5.92
Skating Skills				1.67	6.50	6.25	5.75	5.75	5.75							5.92
Judges Total Program Component Score (factored)														29.38		
Deductions:															0.00	



Tallinn / EST

ISU Challenger Series
Tallinn Trophy 2024

November 11 - 17, 2024




JUDGES DETAILS PER SKATER

JUNIOR MEN SHORT PROGRAM

Rank	Name	Nation	Starting Number	Total Segment Score	Total Element Score	Total Program Component Score (factored)		Total Deductions							
4	Jegor MARTSENKO	EST	3	55.27	27.89	28.38		-1.00							
#	Executed Elements	Info	Base Value	GOE	J1	J2	J3	J4	J5	J6	J7	J8	J9	Ref.	Scores of Panel
1	3Lz+3Tq	q	10.10	-0.20	2	0	0	-1	-1						9.90
2	3F	F	5.30	-2.65	-5	-5	-5	-5	-5						2.65
3	CCoSp3		3.00	0.00	-1	0	0	0	2						3.00
4	StSq2		2.60	0.35	1	2	1	0	2						2.95
5	2A	x	3.63	0.33	0	1	1	1	2						3.96
6	FCSp4		3.20	0.32	0	1	1	1	1						3.52
7	CSSp3		2.60	-0.69	-3	-2	-3	-1	-3						1.91
			30.43												27.89
Program Components				Factor											
Composition				1.67	5.50	5.50	5.00	5.75	5.75				5.58		
Presentation				1.67	5.75	5.75	5.50	5.50	5.25				5.58		
Skating Skills				1.67	5.75	5.75	5.75	6.00	6.00				5.83		
Judges Total Program Component Score (factored)											28.38				
Deductions:				Falls	-1.00	(1)							-1.00		

Rank	Name	Nation	Starting Number	Total Segment Score	Total Element Score	Total Program Component Score (factored)		Total Deductions							
5	Gion SCHMID	SUI	14	52.96	27.11	26.85		-1.00							
#	Executed Elements	Info	Base Value	GOE	J1	J2	J3	J4	J5	J6	J7	J8	J9	Ref.	Scores of Panel
1	2A		3.30	0.66	2	2	2	2	3						3.96
2	3Lzq+3T	q	10.10	-0.59	-2	-1	-1	-1	-1						9.51
3	FCSp2		2.30	-0.38	-1	0	-2	-2	-2						1.92
4	3Flq	!!q	5.83	-1.59	-3	-3	-3	-3	-3						4.24
5	CCoSp3V		2.25	-0.23	-1	0	-1	-2	-1						2.02
6	StSq2		2.60	0.00	1	1	-1	-1	0						2.60
7	CSSp3		2.60	0.26	1	0	2	1	1						2.86
			28.98												27.11
Program Components				Factor											
Composition				1.67	5.75	5.00	4.50	5.25	5.00				5.08		
Presentation				1.67	6.00	5.00	5.00	5.75	4.50				5.25		
Skating Skills				1.67	6.25	5.50	6.00	5.75	4.75				5.75		
Judges Total Program Component Score (factored)											26.85				
Deductions:				Time violation	-1.00							-1.00			


Rank	Name	Nation	Starting Number	Total Segment Score	Total Element Score	Total Program Component Score (factored)		Total Deductions							
6	Kirills KORKACS	LAT	11	51.72	26.95	24.77		0.00							
#	Executed Elements	Info	Base Value	GOE	J1	J2	J3	J4	J5	J6	J7	J8	J9	Ref.	Scores of Panel
1	2A		3.30	0.44	0	2	1	1	2						3.74
2	3Lz+2T		7.20	-0.39	-1	-1	0	-1	0						6.81
3	FCSp4		3.20	0.11	0	-1	0	1	1						3.31
4	3F!	!	5.83	-0.53	-1	-1	-1	-1	-1						5.30
5	StSq2		2.60	0.26	0	1	2	2	0						2.86
6	CSSp3		2.60	-0.17	-1	0	0	-1	-1						2.43
7	CCoSp3		3.00	-0.50	-3	-1	0	-2	-2						2.50
			27.73												26.95
Program Components				Factor											
Composition				1.67	4.00	5.25	4.75	5.25	4.50				4.83		
Presentation				1.67	3.75	5.00	5.50	5.50	4.00				4.83		
Skating Skills				1.67	4.50	5.00	5.75	6.00	4.75				5.17		
Judges Total Program Component Score (factored)											24.77				
Deductions:										0.00					



Tallinn / EST

ISU Challenger Series
Tallinn Trophy 2024

November 11 - 17, 2024




JUDGES DETAILS PER SKATER

JUNIOR MEN SHORT PROGRAM

Rank	Name	Nation	Starting Number	Total Segment Score	Total Element Score	Total Program Component Score (factored)		Total Deductions							
7	Jari KRETYANNIKOV	FIN	9	51.58	23.47	28.11		0.00							
#	Executed Elements	Info	Base Value	GOE	J1	J2	J3	J4	J5	J6	J7	J8	J9	Ref.	Scores of Panel
1	2A		3.30	0.44	1	2	2	1	1						3.74
2	3F!	!	5.30	-0.35	0	-1	-2	0	-1						4.95
3	CSSp3		2.60	0.17	1	1	-1	0	1						2.77
4	3Lz+COMBO		6.49	x -2.95	-5	-5	-5	-5	-5						3.54
5	FCSp3		2.80	-0.19	-1	0	-1	-1	0						2.61
6	StSq2		2.60	0.26	1	0	0	2	2						2.86
7	CCoSp2		2.50	0.50	2	1	2	3	2						3.00
			25.59												23.47
Program Components			Factor												
Composition			1.67	5.00	5.25	5.25	5.75	6.50						5.42	
Presentation			1.67	5.25	5.50	5.50	6.25	5.75						5.58	
Skating Skills			1.67	5.50	5.50	5.50	6.50	6.50						5.83	
Judges Total Program Component Score (factored)													28.11		
Deductions:															0.00

Rank	Name	Nation	Starting Number	Total Segment Score	Total Element Score	Total Program Component Score (factored)		Total Deductions							
8	Janis ZNOTINS	LAT	2	50.92	27.13	23.79		0.00							
#	Executed Elements	Info	Base Value	GOE	J1	J2	J3	J4	J5	J6	J7	J8	J9	Ref.	Scores of Panel
1	3Lz+2T		7.20	0.00	0	0	0	0	1						7.20
2	3F		5.30	0.35	0	1	1	1	0						5.65
3	FCSp4		3.20	0.00	-1	0	0	0	0						3.20
4	2A	x	3.63	0.00	-1	0	0	0	0						3.63
5	StSq2		2.60	0.17	0	0	1	1	1						2.77
6	CCoSp3		3.00	-0.40	-1	-2	0	-2	-1						2.60
7	CSSp3		2.60	-0.52	-1	-2	-3	-2	-2						2.08
			27.53												27.13
Program Components			Factor												
Composition			1.67	4.75	4.75	4.75	5.25	4.50						4.75	
Presentation			1.67	4.50	4.50	5.25	5.50	4.50						4.75	
Skating Skills			1.67	5.00	4.50	4.50	5.00	4.75						4.75	
Judges Total Program Component Score (factored)													23.79		
Deductions:															0.00


Rank	Name	Nation	Starting Number	Total Segment Score	Total Element Score	Total Program Component Score (factored)		Total Deductions							
9	Edward SOLOVYOV	GBR	4	48.04	24.57	25.47		-2.00							
#	Executed Elements	Info	Base Value	GOE	J1	J2	J3	J4	J5	J6	J7	J8	J9	Ref.	Scores of Panel
1	3Lz+3T	F	10.10	-2.75	-5	-4	-5	-5	-4						7.35
2	3F!	F !	5.30	-2.65	-5	-5	-5	-5	-5						2.65
3	FCSp3		2.80	-0.93	-3	-2	-5	-3	-4						1.87
4	2A		3.30	0.33	1	2	1	1	0						3.63
5	StSq2		2.60	0.00	0	0	0	0	1						2.60
6	CCoSp4		3.50	-0.23	-1	0	-1	0	-1						3.27
7	CSSp4		3.00	0.20	1	0	2	1	-1						3.20
			30.60												24.57
Program Components			Factor												
Composition			1.67	4.75	5.50	5.50	5.00	5.50						5.33	
Presentation			1.67	4.50	5.25	4.75	5.25	4.75						4.92	
Skating Skills			1.67	4.75	5.50	5.25	4.75	5.00						5.00	
Judges Total Program Component Score (factored)													25.47		
Deductions:			Falls			-2.00	(2)								-2.00



Tallinn / EST

ISU Challenger Series
Tallinn Trophy 2024

November 11 - 17, 2024




JUDGES DETAILS PER SKATER

JUNIOR MEN SHORT PROGRAM

Rank	Name	Nation	Starting Number	Total Segment Score	Total Element Score	Total Program Component Score (factored)		Total Deductions							
10	Benjamin ERIKSSON	FIN	13	47.99	23.52	25.47		-1.00							
#	Executed Elements	Info	Base Value	GOE	J1	J2	J3	J4	J5	J6	J7	J8	J9	Ref.	Scores of Panel
1	3S+3T		8.50	-1.58	-2	-5	-3	-5	-3						6.92
2	3F<	F <	4.24	-2.12	-5	-5	-5	-5	-5						2.12
3	FCSp3		2.80	0.09	1	1	0	0	0						2.89
4	StSq2		2.60	0.09	0	0	0	2	1						2.69
5	2A	x	3.63	0.00	0	0	0	1	0						3.63
6	CSSp3		2.60	0.09	1	1	0	0	-1						2.69
7	CCoSp2		2.50	0.08	-1	0	0	1	1						2.58
			26.87												23.52
Program Components			Factor												
Composition			1.67	5.00	5.00	4.50	6.00	5.00						5.00	
Presentation			1.67	5.00	5.00	4.75	6.25	4.75						4.92	
Skating Skills			1.67	5.25	5.00	4.50	6.25	5.75						5.33	
Judges Total Program Component Score (factored)														25.47	
Deductions:			Falls	-1.00 (1)											-1.00

Rank	Name	Nation	Starting Number	Total Segment Score	Total Element Score	Total Program Component Score (factored)		Total Deductions							
11	Albin SAMUELSSON	SWE	1	46.55	21.91	24.64		0.00							
#	Executed Elements	Info	Base Value	GOE	J1	J2	J3	J4	J5	J6	J7	J8	J9	Ref.	Scores of Panel
1	3Lz+2T		7.20	-1.57	-3	-2	-3	-3	-2						5.63
2	3F		5.30	0.53	1	0	2	1	1						5.83
3	CCoSp1		2.00	0.07	0	0	1	1	0						2.07
4	2A	x	3.63	0.00	0	0	2	0	0						3.63
5	StSq2		2.60	-0.09	0	0	0	-1	-1						2.51
6	FCSp3		2.80	-0.56	-2	-1	-2	-2	-2						2.24
7	CSSp		0.00	0.00	-	-	-	-	-						0.00
			23.53												21.91
Program Components			Factor												
Composition			1.67	5.25	4.75	4.75	5.50	4.25						4.92	
Presentation			1.67	5.00	4.50	5.00	5.25	3.75						4.83	
Skating Skills			1.67	5.50	4.75	5.00	5.25	4.75						5.00	
Judges Total Program Component Score (factored)														24.64	
Deductions:														0.00	


Rank	Name	Nation	Starting Number	Total Segment Score	Total Element Score	Total Program Component Score (factored)		Total Deductions							
12	Vladislav CHURAKOV	EST	10	46.48	18.35	28.13		0.00							
#	Executed Elements	Info	Base Value	GOE	J1	J2	J3	J4	J5	J6	J7	J8	J9	Ref.	Scores of Panel
1	2F		1.80	0.18	1	1	2	1	0						1.98
2	1Lo*+2T	*	1.30	-0.65	-5	-5	-5	-5	-5						0.65
3	CCoSp3		3.00	0.50	1	0	2	3	2						3.50
4	2A	x	3.63	0.55	1	2	1	2	2						4.18
5	FCSp2		2.30	-0.38	-2	-1	-2	-2	-1						1.92
6	StSq2		2.60	0.52	2	2	2	2	2						3.12
7	CSSp4		3.00	0.00	2	0	0	0	0						3.00
			17.63												18.35
Program Components			Factor												
Composition			1.67	5.00	5.00	5.50	6.00	6.50						5.50	
Presentation			1.67	5.25	5.00	6.25	6.25	6.50						5.92	
Skating Skills			1.67	5.25	4.75	5.50	5.50	5.50						5.42	
Judges Total Program Component Score (factored)														28.13	
Deductions:														0.00	



Tallinn / EST

ISU Challenger Series
Tallinn Trophy 2024

November 11 - 17, 2024



JUDGES DETAILS PER SKATER

JUNIOR MEN SHORT PROGRAM

Rank	Name	Nation	Starting Number	Total Segment Score	Total Element Score	Total Program Component Score (factored)			Total Deductions						
13	Ratmirs BEKISBAJEVS	LAT	8	41.71	21.42	21.29			-1.00						
#	Executed Elements	Info	Base Value	GOE	J1	J2	J3	J4	J5	J6	J7	J8	J9	Ref.	Scores of Panel
1	3F		5.30	-0.53	-1	-1	-1	-1	-1						4.77
2	3Lz! ⁺ 2T	!	7.20	-2.16	-3	-5	-4	-4	-3						5.04
3	FCSp2		2.30	-0.15	-3	0	0	-1	-1						2.15
4	2A		3.63	x 0.44	1	1	2	0	2						4.07
5	CCoSp3		3.00	-0.50	-1	-3	-1	1	-3						2.50
6	CSSp2		2.30	-0.31	-1	-3	-2	-1	-1						1.99
7	StSq1	F	1.80	-0.90	-5	-5	-5	-5	-5						0.90
			25.53												21.42
Program Components				Factor											
Composition				1.67	4.25	4.25	4.00	5.25	3.75						4.17
Presentation				1.67	4.00	3.75	4.50	5.50	3.50						4.08
Skating Skills				1.67	4.25	4.25	4.75	5.75	4.50						4.50
Judges Total Program Component Score (factored)															21.29
Deductions:			Falls	-1.00 (1)											-1.00

Rank	Name	Nation	Starting Number	Total Segment Score	Total Element Score	Total Program Component Score (factored)			Total Deductions						
14	Akims KIRILOVS	LAT	6	41.13	20.55	20.58			0.00						
#	Executed Elements	Info	Base Value	GOE	J1	J2	J3	J4	J5	J6	J7	J8	J9	Ref.	Scores of Panel
1	3F!	!	5.30	-1.77	-3	-5	-3	-4	-3						3.53
2	3Lo+2T		6.20	-0.49	-1	-1	0	-1	-1						5.71
3	FCSp1		1.90	-0.44	-2	-1	-3	-3	-2						1.46
4	CCoSp2V		1.88	-0.25	-2	-1	-1	-1	-2						1.63
5	StSq2		2.60	-0.35	-1	-2	-1	-1	-2						2.25
6	2A		3.63	x 0.00	0	0	0	0	0						3.63
7	CSSp3		2.60	-0.26	-1	0	0	-2	-2						2.34
			24.11												20.55
Program Components				Factor											
Composition				1.67	4.25	4.00	4.00	4.75	3.50						4.08
Presentation				1.67	4.00	3.75	4.50	5.00	3.25						4.08
Skating Skills				1.67	4.50	4.00	4.25	4.25	3.75						4.17
Judges Total Program Component Score (factored)															20.58
Deductions:														0.00	

Legend:

#	Sequence number	GOE	Grade of Execution	Jx	Judges (x=1-9)	Ref.	Referee
*	Invalid element	<	Under-rotated jump	x	Credit for highlight distribution, base value multiplied by 1.1		
!	Not clear edge	F	Fall	q	Jump landed on the quarter		

printed: 13.11.2024 12:20

Page 5 / 5

Official Partners

