


Tallinn / EST


ISU Challenger Series
Tallinn Trophy 2024

November 11 - 17, 2024



JUDGES DETAILS PER SKATER
WOMEN FREE SKATING


Rank	Name	Nation	Starting Number	Total Segment Score	Total Element Score	Total Program Component Score (factored)		Total Deductions								
1	Nina PINZARRONE	BEL	23	127.05	65.63	61.42		0.00								
#	Executed Elements	Info	Base Value	GOE	J1	J2	J3	J4	J5	J6	J7	J8	J9	Ref.	Scores of Panel	
1	3Lz+3T<	<	9.26	-0.83	-2	-1	-1	-2	-2	-1	-1				8.43	
2	3F		5.30	0.95	2	2	2	2	1	2	1				6.25	
3	3Lo		4.90	1.18	3	2	3	3	1	2	2				6.08	
4	2A		3.30	0.59	2	2	2	2	0	1	2				3.89	
5	FCoSp4		3.50	0.49	1	4	0	0	3	2	1				3.99	
6	3Lz<+2A+2T+SEQ	<	10.25	x -1.04	-2	-2	-3	-2	-2	-2	-3				9.21	
7	3Lo+2T		6.82	x 0.59	2	2	1	1	1	1	1				7.41	
8	StSq3		3.30	0.92	3	3	4	2	2	3	3				4.22	
9	3S<	<	3.78	x -0.55	-1	-2	-1	-2	-2	-1	-2				3.23	
10	CCoSp4		3.50	1.19	3	5	4	3	3	3	4				4.69	
11	ChSq1		3.00	1.50	3	3	4	3	2	3	3				4.50	
12	LSp4		2.70	1.03	3	4	3	4	4	4	4				3.73	
			59.61												65.63	
Program Components				Factor												
Composition				2.67	7.25	8.00	7.50	7.50	6.25	7.50	8.50					7.55
Presentation				2.67	7.25	8.00	7.75	8.00	6.50	8.00	8.25					7.80
Skating Skills				2.67	7.75	8.25	7.50	7.50	7.00	7.75	7.75					7.65
Judges Total Program Component Score (factored)															61.42	
Deductions:																0.00
Rank	Name	Nation	Starting Number	Total Segment Score	Total Element Score	Total Program Component Score (factored)		Total Deductions								
2	Sofia SAMODELKINA	KAZ	21	119.27	62.93	56.34		0.00								
#	Executed Elements	Info	Base Value	GOE	J1	J2	J3	J4	J5	J6	J7	J8	J9	Ref.	Scores of Panel	
1	3F+2T		6.60	0.64	1	2	2	1	1	1	1				7.24	
2	2A		3.30	0.86	2	4	3	2	2	3	3				4.16	
3	3S		4.30	0.86	2	2	2	2	1	2	2				5.16	
4	3Lo		4.90	0.78	1	2	2	1	1	2	3				5.68	
5	FCSp4		3.20	0.58	2	1	2	0	2	2	2				3.78	
6	StSq3		3.30	0.40	1	1	3	-1	0	2	2				3.70	
7	3Lz+3T		11.11	x 0.59	1	1	1	0	1	1	1				11.70	
8	3F		5.83	x 0.64	2	1	2	1	1	1	1				6.47	
9	1Lz+2Aq+2T+SEQ	q	5.72	x -0.79	-2	-3	-1	-2	-3	-2	-3				4.93	
10	FCoSp2		2.50	0.05	0	1	0	0	0	0	2				2.55	
11	ChSq1		3.00	0.90	2	3	3	1	1	2	1				3.90	
12	CCoSp3		3.00	0.66	1	3	3	2	2	2	2				3.66	
			56.76												62.93	
Program Components				Factor												
Composition				2.67	7.00	7.00	7.25	6.50	5.50	7.00	7.25					6.95
Presentation				2.67	7.00	7.00	7.25	7.00	6.25	7.25	7.25					7.10
Skating Skills				2.67	7.25	6.75	7.25	7.00	5.75	7.50	7.00					7.05
Judges Total Program Component Score (factored)															56.34	
Deductions:																0.00



Tallinn / EST


ISU Challenger Series
Tallinn Trophy 2024

November 11 - 17, 2024



JUDGES DETAILS PER SKATER
WOMEN FREE SKATING


Rank	Name	Nation	Starting Number	Total Segment Score	Total Element Score	Total Program Component Score (factored)		Total Deductions								
3	Linnea CEDER	FIN	20	109.92	57.06	52.86		0.00								
#	Executed Elements	Info	Base Value	GOE	J1	J2	J3	J4	J5	J6	J7	J8	J9	Ref.	Scores of Panel	
1	3Lz!+2A+SEQ	!	9.20	-0.24	-1	0	0	-1	-3	0	1				8.96	
2	3S+2T		5.60	0.69	2	2	2	1	0	1	2				6.29	
3	3F		5.30	1.06	2	2	3	2	0	2	2				6.36	
4	StSq3		3.30	0.26	1	2	1	1	0	1	0				3.56	
5	2A+2T		4.60	0.46	1	2	2	1	0	2	1				5.06	
6	3S		4.73	x 0.77	2	2	2	2	1	2	1				5.50	
7	3Lz		6.49	x 0.59	0	1	2	3	0	1	1				7.08	
8	2Lo		1.87	x -0.07	0	-1	1	0	-1	-1	0				1.80	
9	CCoSp3		3.00	0.18	0	1	1	0	-1	1	1				3.18	
10	ChSq1		3.00	0.90	2	3	1	2	0	2	2				3.90	
11	SSp3		2.10	0.13	1	1	0	2	0	1	0				2.23	
12	FCSp3		2.80	0.34	1	2	1	1	1	2	0				3.14	
			51.99												57.06	
Program Components				Factor												
Composition				2.67	6.75	6.75	5.50	7.25	5.25	6.25	6.50					6.35
Presentation				2.67	6.75	6.75	5.75	7.50	5.75	7.25	7.00					6.70
Skating Skills				2.67	6.75	7.00	6.75	7.25	5.75	6.75	6.50					6.75
Judges Total Program Component Score (factored)															52.86	
Deductions:															0.00	
Rank	Name	Nation	Starting Number	Total Segment Score	Total Element Score	Total Program Component Score (factored)		Total Deductions								
4	Sara-Maude DUPUIS	CAN	22	108.54	55.34	54.20		-1.00								
#	Executed Elements	Info	Base Value	GOE	J1	J2	J3	J4	J5	J6	J7	J8	J9	Ref.	Scores of Panel	
1	3Lz+2T+2Lo		8.90	0.94	2	2	2	2	1	1	1				9.84	
2	2A+3T		7.50	0.25	0	1	1	1	1	0	-1				7.75	
3	3Lo+2A+SEQ		8.20	-0.10	0	0	0	0	-1	-1	0				8.10	
4	2F		1.80	0.00	0	0	0	0	1	-1	0				1.80	
5	FCCoSp3		3.00	0.48	1	3	2	3	1	1	1				3.48	
6	3T		4.62	x 0.50	1	2	1	3	0	1	1				5.12	
7	2S		1.43	x 0.00	-1	0	0	0	0	0	0				1.43	
8	3Loq	F q	5.39	x -2.45	-5	-5	-5	-5	-5	-5	-5				2.94	
9	ChSq1		3.00	0.50	1	1	1	1	1	2	1				3.50	
10	FCSp4		3.20	0.58	2	2	2	1	2	1	2				3.78	
11	StSq3		3.30	0.59	1	2	3	2	2	1	2				3.89	
12	CCoSp4		3.50	0.21	1	1	0	3	1	0	0				3.71	
			53.84												55.34	
Program Components				Factor												
Composition				2.67	6.50	7.25	6.75	7.25	6.25	6.50	6.75					6.75
Presentation				2.67	6.50	7.25	6.75	7.50	6.00	7.00	6.50					6.80
Skating Skills				2.67	6.75	6.75	6.75	7.50	6.75	6.75	6.50					6.75
Judges Total Program Component Score (factored)															54.20	
Deductions:				Falls	-1.00 (1)											-1.00



Tallinn / EST


ISU Challenger Series
Tallinn Trophy 2024

November 11 - 17, 2024



JUDGES DETAILS PER SKATER
WOMEN FREE SKATING


Rank	Name	Nation	Starting Number	Total Segment Score	Total Element Score	Total Program Component Score (factored)		Total Deductions								
5	Jade HOVINE	BEL	13	104.17	53.18	50.99		0.00								
#	Executed Elements	Info	Base Value	GOE	J1	J2	J3	J4	J5	J6	J7	J8	J9	Ref.	Scores of Panel	
1	3Fq+3Lo<	q <	9.22	-2.54	-4	-5	-5	-4	-5	-5	-5				6.68	
2	3Lz<	<	4.72	-1.13	-3	-2	-2	-2	-3	-3	-2				3.59	
3	3T<	<	3.36	-0.74	-3	-2	-2	-2	-3	-1	-2				2.62	
4	2A		3.30	0.13	-1	0	1	1	0	0	1				3.43	
5	FCoSp4		3.50	0.28	1	2	1	-1	0	1	1				3.78	
6	3Lz<+2T+2Lo	<	8.49	x -0.94	-2	-2	-2	-2	-3	-2	-2				7.55	
7	3Loq+2Aq+SEQ	q q	9.02	x -1.96	-4	-5	-4	-4	-4	-4	-4				7.06	
8	LSp4		2.70	0.59	2	3	2	2	3	2	2				3.29	
9	3S<	<	3.78	x -0.76	-2	-2	-3	-2	-3	-2	-2				3.02	
10	ChSq1		3.00	1.00	2	3	2	1	1	3	2				4.00	
11	StSq3		3.30	0.59	2	2	2	1	1	2	2				3.89	
12	CCoSp4		3.50	0.77	2	3	3	1	2	3	1				4.27	
			57.89												53.18	
Program Components				Factor												
Composition				2.67	6.50	6.50	6.50	6.00	5.00	7.50	6.25					6.35
Presentation				2.67	6.75	6.25	6.50	6.25	5.75	7.25	6.50					6.45
Skating Skills				2.67	6.75	6.00	6.50	6.00	5.75	7.00	6.25					6.30
Judges Total Program Component Score (factored)															50.99	
Deductions:																0.00
Rank	Name	Nation	Starting Number	Total Segment Score	Total Element Score	Total Program Component Score (factored)		Total Deductions								
6	Kristina LISOVSKAJA	EST	14	101.83	52.17	49.66		0.00								
#	Executed Elements	Info	Base Value	GOE	J1	J2	J3	J4	J5	J6	J7	J8	J9	Ref.	Scores of Panel	
1	3Lzq+1Eu+2F	q	8.20	-1.18	-2	-4	-2	-2	0	-2	-2				7.02	
2	1A+2A<+SEQ	<	3.74	-0.58	-2	-2	-3	-2	-3	-2	-2				3.16	
3	3F+2T		6.60	0.32	0	0	1	0	1	1	1				6.92	
4	2Lz		2.10	0.04	0	0	0	0	1	1	0				2.14	
5	FCSp4		3.20	0.77	2	3	3	2	2	3	2				3.97	
6	StSq3		3.30	0.59	1	2	2	1	3	3	1				3.89	
7	3F!q	! q	5.83	x -1.48	-3	-3	-3	-3	-3	-2	0				4.35	
8	3S	x	4.73	x 0.26	0	0	0	1	1	1	1				4.99	
9	3T	x	4.62	x 0.42	0	1	2	1	1	1	1				5.04	
10	ChSq1		3.00	0.80	1	2	2	1	1	2	2				3.80	
11	CCoSp4		3.50	0.56	2	2	2	1	2	1	1				4.06	
12	LSp3		2.40	0.43	1	2	2	2	1	2	2				2.83	
			51.22												52.17	
Program Components				Factor												
Composition				2.67	5.75	5.75	6.25	6.25	5.50	6.25	6.00					6.00
Presentation				2.67	6.00	6.25	6.50	6.50	6.25	6.50	6.50					6.40
Skating Skills				2.67	5.75	5.50	6.50	6.25	6.00	6.75	6.50					6.20
Judges Total Program Component Score (factored)															49.66	
Deductions:																0.00



Tallinn / EST

ISU Challenger Series
Tallinn Trophy 2024

November 11 - 17, 2024




JUDGES DETAILS PER SKATER

WOMEN FREE SKATING

Rank	Name	Nation	Starting Number	Total Segment Score	Total Element Score	Total Program Component Score (factored)		Total Deductions							
7	Lea SERNA	FRA	17	96.36	45.29	52.07		-1.00							
#	Executed Elements	Info	Base Value	GOE	J1	J2	J3	J4	J5	J6	J7	J8	J9	Ref.	Scores of Panel
1	2Lze+2T	e	2.98	-0.37	-2	-3	-3	-2	-2	-2	-2				2.61
2	2S		1.30	0.00	0	0	0	0	0	0	0				1.30
3	3T		4.20	0.67	2	1	1	2	1	2	2				4.87
4	2A		3.30	0.66	2	2	2	2	1	2	3				3.96
5	FCCoSp4		3.50	0.70	3	2	2	1	2	2	2				4.20
6	ChSq1		3.00	0.80	1	3	1	1	2	2	2				3.80
7	3Lzeq+2A+SEQ	e q	8.82	x -2.08	-4	-5	-5	-4	-5	-4	-3				6.74
8	3Tq+REP	F q	3.23	x -2.10	-5	-5	-5	-5	-5	-5	-5				1.13
9	3F+2T+1Lo		7.81	x -0.11	0	-1	0	1	-1	0	0				7.70
10	FCSp4		3.20	0.19	1	0	0	-1	1	2	1				3.39
11	StSq2		2.60	0.57	2	1	0	3	2	3	3				3.17
12	CCoSp4V		2.63	-0.21	0	0	-1	-3	-1	-2	0				2.42
			46.57												45.29
Program Components				Factor											
Composition				2.67	6.00	6.25	5.75	7.00	6.25	6.50	7.25			6.40	
Presentation				2.67	6.00	6.25	6.00	7.00	6.75	6.75	7.00			6.55	
Skating Skills				2.67	6.25	6.50	6.00	6.75	6.75	6.75	6.50			6.55	
Judges Total Program Component Score (factored)														52.07	
Deductions:			Falls	-1.00 (1)										-1.00	


Rank	Name	Nation	Starting Number	Total Segment Score	Total Element Score	Total Program Component Score (factored)		Total Deductions							
8	Sofja STEPCHENKO	LAT	8	93.13	48.81	44.32		0.00							
#	Executed Elements	Info	Base Value	GOE	J1	J2	J3	J4	J5	J6	J7	J8	J9	Ref.	Scores of Panel
1	2A		3.30	0.79	2	3	2	2	3	2	3				4.09
2	3Lz+2T		7.20	0.47	1	0	0	1	1	1	2				7.67
3	3Lo		4.90	-0.69	-1	-1	-2	-1	-2	-2	-1				4.21
4	StSq2		2.60	0.21	1	-1	0	1	1	1	2				2.81
5	3S+2A+SEQ		7.60	-0.17	-2	0	0	1	0	-1	-1				7.43
6	3Sq	q	4.73	x -2.15	-5	-5	-5	-4	-5	-5	-5				2.58
7	SSp3		2.10	0.25	1	1	1	2	1	1	2				2.35
8	2Lz		2.31	x 0.25	1	2	2	1	2	0	0				2.56
9	3T+2T+2Lo		7.92	x 0.00	0	0	0	1	0	0	0				7.92
10	ChSq1		3.00	0.10	1	-1	0	1	-1	0	1				3.10
11	FCSp1		1.90	0.08	1	0	0	1	-1	1	0				1.98
12	CCoSp2V		1.88	0.23	2	2	1	0	1	1	1				2.11
			49.44												48.81
Program Components				Factor											
Composition				2.67	5.25	4.75	5.50	6.25	5.25	5.25	5.50			5.35	
Presentation				2.67	5.00	5.00	5.25	6.25	6.00	5.00	5.75			5.40	
Skating Skills				2.67	5.75	5.25	5.50	6.00	6.00	6.00	6.50			5.85	
Judges Total Program Component Score (factored)														44.32	
Deductions:													0.00		



Tallinn / EST

ISU Challenger Series
Tallinn Trophy 2024


November 11 - 17, 2024



JUDGES DETAILS PER SKATER
WOMEN FREE SKATING

Rank	Name	Nation	Starting Number	Total Segment Score	Total Element Score	Total Program Component Score (factored)		Total Deductions								
9	Selma VALITALO	FIN	10	90.18	45.12	46.06		-1.00								
#	Executed Elements	Info	Base Value	GOE	J1	J2	J3	J4	J5	J6	J7	J8	J9	Ref.	Scores of Panel	
1	3T+3T		8.40	0.42	1	1	2	1	1	1	1				8.82	
2	3Lz		5.90	-2.36	-4	-5	-4	-4	-4	-4	-4				3.54	
3	3Lo		4.90	0.88	2	2	1	1	2	2	3				5.78	
4	2F		1.80	-0.04	0	0	0	0	-1	-1	0				1.76	
5	LSp3		2.40	0.19	1	0	1	1	1	0	1				2.59	
6	3S		4.73	x -0.69	-3	-3	-1	-1	-1	-1	-2				4.04	
7	2S+1Eu+2S		3.41	x 0.00	0	0	0	0	0	0	0				3.41	
8	StSq2		2.60	0.05	1	1	0	-1	0	0	0				2.65	
9	FCSp4		3.20	0.45	2	1	1	0	1	2	2				3.65	
10	ChSq1		3.00	0.60	1	2	1	0	1	2	1				3.60	
11	2A	F	3.63	x -1.65	-5	-5	-5	-5	-5	-5	-5				1.98	
12	CCoSp3		3.00	0.30	1	1	1	0	0	2	2				3.30	
			46.97												45.12	
Program Components				Factor												
Composition				2.67	5.75	5.25	5.75	6.00	4.25	5.75	5.75	5.75	5.75	6.00		5.65
Presentation				2.67	5.50	5.50	5.75	6.25	5.25	5.75	6.25	6.00				5.70
Skating Skills				2.67	6.00	5.25	6.00	6.00	5.25	6.25	6.25					5.90
Judges Total Program Component Score (factored)															46.06	
Deductions:			Falls	-1.00 (1)											-1.00	


Rank	Name	Nation	Starting Number	Total Segment Score	Total Element Score	Total Program Component Score (factored)		Total Deductions								
10	Oona OUNASVUORI	FIN	19	88.84	39.98	48.86		0.00								
#	Executed Elements	Info	Base Value	GOE	J1	J2	J3	J4	J5	J6	J7	J8	J9	Ref.	Scores of Panel	
1	2A		3.30	0.26	0	1	3	1	0	1	1				3.56	
2	3Lz		5.90	-1.53	-3	-2	-3	-3	-3	-2	-2				4.37	
3	3F+1A+SEQ		6.40	-0.21	0	-1	1	0	-1	0	-1				6.19	
4	3T		4.20	-0.76	-4	-2	0	-1	-1	-1	-5				3.44	
5	FCCoSp4		3.50	0.28	1	1	1	0	-1	1	2				3.78	
6	3Lz<+1T	<	5.63	x -1.42	-3	-3	-3	-2	-3	-3	-3				4.21	
7	1F!	!	0.55	x -0.10	-2	-2	-1	-1	-3	-3	-2				0.45	
8	2Lo		1.87	x 0.00	0	0	0	0	0	0	0				1.87	
9	LSp3		2.40	0.00	0	0	0	-1	0	1	0				2.40	
10	ChSq1		3.00	0.60	1	1	2	1	1	3	1				3.60	
11	StSq2		2.60	0.21	1	1	1	-1	0	2	1				2.81	
12	CCoSp3		3.00	0.30	1	1	2	0	1	1	1				3.30	
			42.35												39.98	
Program Components				Factor												
Composition				2.67	4.75	6.00	6.25	6.50	5.25	6.50	6.00					6.00
Presentation				2.67	5.50	6.25	6.50	6.50	5.50	7.00	5.75					6.10
Skating Skills				2.67	5.75	6.25	6.50	6.25	5.75	6.25	6.50					6.20
Judges Total Program Component Score (factored)															48.86	
Deductions:														0.00		



Tallinn / EST

ISU Challenger Series
Tallinn Trophy 2024


November 11 - 17, 2024



JUDGES DETAILS PER SKATER
WOMEN FREE SKATING

Rank	Name	Nation	Starting Number	Total Segment Score	Total Element Score	Total Program Component Score (factored)		Total Deductions								
11	Josefin TALJEGARD	SWE	11	88.78	35.05	54.73		-1.00								
#	Executed Elements	Info	Base Value	GOE	J1	J2	J3	J4	J5	J6	J7	J8	J9	Ref.	Scores of Panel	
1	3F<	<	4.24	-0.93	-3	-2	-3	-2	-2	-1	-2				3.31	
2	3T<+2T	<	4.66	-0.81	-3	-2	-3	-2	-3	-2	-2				3.85	
3	3Sq+2Tq	q q	5.60	-1.72	-4	-5	-4	-4	-4	-3	-4				3.88	
4	3T<	F <	3.36	-1.68	-5	-5	-5	-5	-5	-5	-5				1.68	
5	FCSp3		2.80	0.62	3	2	1	2	2	3	2				3.42	
6	1S		0.44	x -0.02	0	-1	0	0	-1	0	-1				0.42	
7	2A<	<	2.90	x -0.63	-3	-2	-3	-2	-3	-2	-2				2.27	
8	ChSq1		3.00	1.40	3	3	2	2	3	4	3				4.40	
9	2A<	<	2.90	x -0.63	-3	-2	-3	-2	-3	-2	-2				2.27	
10	CSSp2		2.30	0.37	1	2	2	2	2	1	1				2.67	
11	StSq2		2.60	0.62	2	3	2	2	3	3	2				3.22	
12	CCoSp3		3.00	0.66	2	2	2	2	3	3	2				3.66	
			37.80												35.05	
Program Components				Factor												
Composition				2.67	6.75	7.00	6.75	6.25	7.50	7.50	7.25	7.05				7.05
Presentation				2.67	7.00	7.25	6.75	6.75	7.25	7.75	7.50				7.15	
Skating Skills				2.67	6.50	6.00	6.50	6.00	6.25	6.75	6.25				6.30	
Judges Total Program Component Score (factored)															54.73	
Deductions:		Falls	-1.00 (1)											-1.00		


Rank	Name	Nation	Starting Number	Total Segment Score	Total Element Score	Total Program Component Score (factored)		Total Deductions							
12	Anastasija KONGA	LAT	12	85.74	42.22	43.52		0.00							
#	Executed Elements	Info	Base Value	GOE	J1	J2	J3	J4	J5	J6	J7	J8	J9	Ref.	Scores of Panel
1	2A+2T		4.60	0.07	0	0	0	1	0	0	1				4.67
2	2A		3.30	0.00	0	0	0	0	0	0	1				3.30
3	3Lz		5.90	-2.36	-4	-4	-4	-3	-4	-4	-4				3.54
4	2Lz+2T		3.40	0.13	1	1	1	0	0	1	0				3.53
5	FCSp3		2.80	0.39	2	1	2	1	2	1	1				3.19
6	3Lo+1Eu+2F		7.92	x 0.00	0	0	0	0	-1	0	1				7.92
7	ChSq1		3.00	0.10	1	0	0	-1	0	0	1				3.10
8	1Lo		0.55	x -0.05	-1	-1	0	0	-1	-2	-2				0.50
9	3Sq	q	4.73	x -1.63	-4	-4	-4	-3	-3	-4	-4				3.10
10	StSq3		3.30	-0.07	0	0	0	-2	0	-1	0				3.23
11	CCoSp4		3.50	-0.21	0	1	-2	-1	-1	-1	0				3.29
12	SSp4		2.50	0.35	1	1	2	-1	2	1	2				2.85
			45.50												42.22
Program Components				Factor											
Composition				2.67	5.75	5.25	4.75	5.25	5.50	6.00	5.50				5.45
Presentation				2.67	5.50	5.00	4.75	5.50	5.25	5.50	5.75				5.35
Skating Skills				2.67	5.75	4.75	4.75	5.50	5.50	6.25	6.00				5.50
Judges Total Program Component Score (factored)															43.52
Deductions:															0.00



Tallinn / EST

ISU Challenger Series
Tallinn Trophy 2024


November 11 - 17, 2024



JUDGES DETAILS PER SKATER
WOMEN FREE SKATING

Rank	Name	Nation	Starting Number	Total Segment Score	Total Element Score	Total Program Component Score (factored)		Total Deductions							
13	Mia RISA GOMEZ	NOR	5	84.52	45.28	41.24		-2.00							
#	Executed Elements	Info	Base Value	GOE	J1	J2	J3	J4	J5	J6	J7	J8	J9	Ref.	Scores of Panel
1	3Lz		5.90	-1.06	-2	-2	-3	-1	-2	-1	-2				4.84
2	3F<	F <	4.24	-2.12	-5	-5	-5	-5	-5	-5	-5				2.12
3	2A		3.30	0.40	2	1	2	1	1	0	1				3.70
4	3Lo<<	F <<	1.70	-0.85	-5	-5	-5	-5	-5	-5	-5				0.85
5	CCoSp4		3.50	0.28	1	0	1	0	1	1	1				3.78
6	3S+1Eu+2F		7.26	x -0.09	0	-1	0	0	-1	0	1				7.17
7	2A+2T		5.06	x 0.20	0	0	1	1	1	0	1				5.26
8	3S+1A+SEQ		5.94	x 0.09	0	0	1	1	0	0	0				6.03
9	StSq2		2.60	0.10	1	0	0	-1	0	1	1				2.70
10	FSSp4		3.00	0.24	1	1	2	1	0	0	1				3.24
11	ChSq1		3.00	0.00	0	0	0	-2	0	1	0				3.00
12	LSp3		2.40	0.19	1	0	1	-1	1	1	1				2.59
			47.90												45.28
Program Components				Factor											
Composition				2.67	4.75	4.50	5.50	4.75	3.50	5.75	5.75				5.05
Presentation				2.67	4.75	5.00	5.50	5.00	4.25	5.75	5.75				5.20
Skating Skills				2.67	5.00	4.75	5.50	5.00	5.00	5.50	5.75				5.20
Judges Total Program Component Score (factored)															41.24
Deductions:		Falls	-2.00 (2)											-2.00	


Rank	Name	Nation	Starting Number	Total Segment Score	Total Element Score	Total Program Component Score (factored)		Total Deductions							
14	Meda VARIAKOJYTE	LTU	15	82.69	42.98	40.71		-1.00							
#	Executed Elements	Info	Base Value	GOE	J1	J2	J3	J4	J5	J6	J7	J8	J9	Ref.	Scores of Panel
1	2A		3.30	0.26	0	0	0	1	2	2	1				3.56
2	3Lz!+1Eu+3S	!	10.70	-1.77	-4	-4	-4	-1	-3	-2	-2				8.93
3	3Lz!q	!!q	5.90	-1.89	-3	-4	-3	0	-3	-3	-4				4.01
4	3F		5.30	0.21	0	0	0	0	1	1	2				5.51
5	FCSp3		2.80	0.34	1	2	1	-1	1	2	1				3.14
6	ChSq1		3.00	0.00	-1	1	0	-1	-1	1	1				3.00
7	2Lo	F	1.87	x -0.85	-5	-5	-5	-5	-5	-5	-5				1.02
8	2A+2T		5.06	x 0.00	0	0	0	0	0	-1	0				5.06
9	3S<+2T	<	5.21	x -1.45	-4	-5	-5	-4	-4	-4	-2				3.76
10	LSp2		1.90	0.15	2	1	1	1	0	0	1				2.05
11	StSq1		1.80	-0.32	-2	-2	-2	-1	-3	-1	-2				1.48
12	CCoSp2V		1.88	-0.42	-2	-2	-3	-2	-2	-3	-2				1.46
			48.72												42.98
Program Components				Factor											
Composition				2.67	5.00	4.50	4.75	5.50	4.75	6.00	5.75				5.15
Presentation				2.67	4.75	4.75	4.75	5.25	4.50	5.75	5.00				4.90
Skating Skills				2.67	5.25	4.50	5.00	5.50	4.75	6.50	5.50				5.20
Judges Total Program Component Score (factored)															40.71
Deductions:		Falls	-1.00 (1)											-1.00	



Tallinn / EST

ISU Challenger Series
Tallinn Trophy 2024


November 11 - 17, 2024



JUDGES DETAILS PER SKATER
WOMEN FREE SKATING

Rank	Name	Nation	Starting Number	Total Segment Score	Total Element Score	Total Program Component Score (factored)		Total Deductions								
15	Nataly LANGERBAUR	EST	18	82.23	37.57	45.66		-1.00								
#	Executed Elements	Info	Base Value	GOE	J1	J2	J3	J4	J5	J6	J7	J8	J9	Ref.	Scores of Panel	
1	3Lo		4.90	0.78	2	1	2	1	1	2	2				5.68	
2	3F<	<	4.24	-0.93	-2	-1	-3	-2	-3	-2	-2				3.31	
3	3Lo<<+2Lo<<	<< <<	2.20	-0.85	-5	-5	-5	-4	-5	-5	-5				1.35	
4	SSp3		2.10	0.04	0	0	0	1	1	0	0				2.14	
5	ChSq1		3.00	0.10	0	1	0	0	0	2	0				3.10	
6	2A		3.30	0.33	2	1	1	0	1	1	1				3.63	
7	3Fq+2A<+2T+SEQ	q <	9.24	-2.12	-4	-4	-4	-4	-4	-4	-4				7.12	
8	3Lze<<+2T	e <<	3.28	x -0.84	-5	-5	-5	-4	-5	-5	-5				2.44	
9	CCoSp3		3.00	0.06	2	0	0	1	-1	0	0				3.06	
10	3S<<	F <<	1.43	x -0.65	-5	-5	-5	-5	-5	-5	-5				0.78	
11	StSq1		1.80	-0.04	0	0	0	-1	0	0	-1				1.76	
12	FCSp4		3.20	0.00	1	0	0	-1	0	0	0				3.20	
			41.69												37.57	
Program Components				Factor												
Composition				2.67	5.50	5.75	5.00	6.25	4.75	6.50	5.00					5.50
Presentation				2.67	5.50	5.50	5.00	6.25	5.25	6.25	5.50					5.60
Skating Skills				2.67	5.75	6.25	5.50	6.25	6.00	6.50	5.75					6.00
Judges Total Program Component Score (factored)															45.66	
Deductions:			Falls	-1.00 (1)											-1.00	


Rank	Name	Nation	Starting Number	Total Segment Score	Total Element Score	Total Program Component Score (factored)		Total Deductions								
16	Lovisa AAV	SWE	6	81.56	42.17	41.39		-2.00								
#	Executed Elements	Info	Base Value	GOE	J1	J2	J3	J4	J5	J6	J7	J8	J9	Ref.	Scores of Panel	
1	3Fq	F q	5.30	-2.65	-5	-5	-5	-5	-5	-5	-5				2.65	
2	3S		4.30	0.26	1	0	1	1	1	0	0				4.56	
3	3T+2T+2Lo		7.20	0.17	1	0	2	1	0	0	0				7.37	
4	CCoSp4		3.50	0.14	1	2	1	-1	0	0	0				3.64	
5	3T		4.20	-0.25	-1	0	0	0	-2	-1	-1				3.95	
6	ChSq1		3.00	0.30	1	0	1	1	-2	1	0				3.30	
7	3S+2T		6.16	x 0.43	1	0	1	2	1	1	1				6.59	
8	2A<	F <	2.90	x -1.32	-5	-5	-5	-5	-5	-5	-5				1.58	
9	2Lo		1.87	x 0.00	0	0	0	0	0	0	0				1.87	
10	FCSp3		2.80	0.06	1	1	1	-1	-1	0	0				2.86	
11	StSq1		1.80	-0.18	-1	-1	1	-1	-3	-1	-1				1.62	
12	SSp3		2.10	0.08	1	0	1	-1	0	0	1				2.18	
			45.13												42.17	
Program Components				Factor												
Composition				2.67	4.75	4.75	5.75	5.25	3.25	5.25	4.75					4.95
Presentation				2.67	4.75	4.75	5.75	5.50	3.75	5.50	5.00					5.10
Skating Skills				2.67	5.25	5.00	6.25	5.75	5.50	5.25	5.50					5.45
Judges Total Program Component Score (factored)															41.39	
Deductions:			Falls	-2.00 (2)											-2.00	



Tallinn / EST

ISU Challenger Series
Tallinn Trophy 2024


November 11 - 17, 2024



JUDGES DETAILS PER SKATER
WOMEN FREE SKATING

Rank	Name	Nation	Starting Number	Total Segment Score	Total Element Score	Total Program Component Score (factored)		Total Deductions								
17	Emilija OZOLA	LAT	9	79.35	38.30	42.05		-1.00								
#	Executed Elements	Info	Base Value	GOE	J1	J2	J3	J4	J5	J6	J7	J8	J9	Ref.	Scores of Panel	
1	3Lz		5.90	0.47	0	0	1	2	2	0	1				6.37	
2	3S+2T		5.60	-0.09	0	0	0	0	0	-3	-1				5.51	
3	2A+2T+2Lo		6.30	0.13	0	0	1	0	0	1	1				6.43	
4	FCSp2		2.30	0.09	1	1	2	1	-2	-2	1				2.39	
5	3S	F	4.30	-2.15	-5	-5	-5	-5	-5	-5	-5				2.15	
6	1A		1.21	x 0.00	0	0	0	0	0	0	0				1.21	
7	2Lz+2Lo		4.18	x -0.21	-1	-1	-1	0	-1	-1	-2				3.97	
8	SSp3		2.10	0.21	1	0	1	1	1	1	1				2.31	
9	StSqB		1.50	-0.06	0	-1	-1	1	0	0	-1				1.44	
10	ChSq1		3.00	0.30	0	0	1	3	0	1	1				3.30	
11	2Lz		2.31	x -0.67	-3	-4	-4	-3	-3	-2	-3				1.64	
12	CCoSp2V		1.88	-0.30	-1	-2	-1	-2	-1	-2	-2				1.58	
			40.58												38.30	
Program Components				Factor												
Composition				2.67	5.00	5.50	5.50	6.00	5.00	5.50	5.25					5.35
Presentation				2.67	5.25	5.25	5.75	6.50	5.00	5.75	5.50					5.50
Skating Skills				2.67	4.50	4.50	5.50	6.00	4.75	5.00	4.75					4.90
Judges Total Program Component Score (factored)															42.05	
Deductions:			Falls	-1.00 (1)											-1.00	


Rank	Name	Nation	Starting Number	Total Segment Score	Total Element Score	Total Program Component Score (factored)		Total Deductions								
18	Josefin BROVALL	SWE	7	73.39	34.35	40.04		-1.00								
#	Executed Elements	Info	Base Value	GOE	J1	J2	J3	J4	J5	J6	J7	J8	J9	Ref.	Scores of Panel	
1	3T+2T		5.50	0.25	1	0	1	1	2	0	0				5.75	
2	3T		4.20	0.50	2	0	3	2	1	1	-1				4.70	
3	2Aq	q	3.30	-0.66	-2	-2	-2	-2	-2	-2	-2				2.64	
4	LSpB		1.20	-0.55	-3	-5	-5	-4	-5	-5	-4				0.65	
5	3Fq	q	5.30	-2.33	-4	-3	-4	-4	-5	-5	-5				2.97	
6	S	F	0.00	0.00	-	-	-	-	-	-	-				0.00	
7	ChSq1		3.00	0.20	1	1	1	0	-2	0	0				3.20	
8	3Loq	q	5.39	x -2.45	-5	-5	-5	-4	-5	-5	-5				2.94	
9	3S		4.73	x -1.72	-4	-4	-4	-3	-4	-4	-5				3.01	
10	CCoSp3		3.00	0.18	1	0	2	0	1	-1	1				3.18	
11	StSq2		2.60	-0.05	1	0	1	-1	-1	-1	0				2.55	
12	FSSp3		2.60	0.16	2	0	2	-1	0	0	1				2.76	
			40.82												34.35	
Program Components				Factor												
Composition				2.67	5.25	3.75	5.75	5.25	3.75	5.00	5.25					4.90
Presentation				2.67	5.50	4.00	5.25	5.50	4.00	4.75	5.00					4.90
Skating Skills				2.67	5.50	4.50	6.25	5.25	4.75	5.50	5.00					5.20
Judges Total Program Component Score (factored)															40.04	
Deductions:			Falls	-1.00 (1)											-1.00	



Tallinn / EST

ISU Challenger Series
Tallinn Trophy 2024


November 11 - 17, 2024



JUDGES DETAILS PER SKATER
WOMEN FREE SKATING

Rank	Name	Nation	Starting Number	Total Segment Score	Total Element Score	Total Program Component Score (factored)		Total Deductions								
19	Marilena KITROMILIS	CYP	16	71.28	30.43	44.85		-4.00								
#	Executed Elements	Info	Base Value	GOE	J1	J2	J3	J4	J5	J6	J7	J8	J9	Ref.	Scores of Panel	
1	2A		3.30	0.53	1	2	1	2	2	1	2				3.83	
2	3Lzq	F q	5.90	-2.95	-5	-5	-5	-5	-5	-5	-5				2.95	
3	3S		4.30	-1.12	-3	-2	-3	-3	-2	-2	-3				3.18	
4	ChSq1		3.00	0.10	-1	1	-1	0	0	1	2				3.10	
5	2F		1.80	0.07	1	1	0	0	-3	0	1				1.87	
6	FCSp3		2.80	0.11	1	1	0	0	-1	0	1				2.91	
7	3Fe<	F e <	3.18	-1.59	-5	-5	-5	-5	-5	-5	-5				1.59	
8	3Lz<+REP	F <	3.63	x -2.36	-5	-5	-5	-5	-5	-5	-5				1.27	
9	A		0.00	x 0.00	-	-	-	-	-	-	-				0.00	
10	LSp3		2.40	-0.14	0	-1	1	-1	-2	-1	0				2.26	
11	StSq3		3.30	0.46	1	3	1	2	1	1	2				3.76	
12	CCoSp4		3.50	0.21	0	1	0	1	0	1	1				3.71	
			37.11												30.43	
Program Components				Factor												
Composition				2.67	5.25	6.25	5.00	6.00	4.50	5.75	6.00					5.60
Presentation				2.67	5.50	5.50	4.75	5.75	4.75	5.25	5.75					5.35
Skating Skills				2.67	5.75	6.25	5.25	6.00	6.00	5.75	5.75					5.85
Judges Total Program Component Score (factored)															44.85	
Deductions:			Falls	-4.00 (3)											-4.00	


Rank	Name	Nation	Starting Number	Total Segment Score	Total Element Score	Total Program Component Score (factored)		Total Deductions								
20	Linnea KILSAND	NOR	4	69.95	32.30	37.65		0.00								
#	Executed Elements	Info	Base Value	GOE	J1	J2	J3	J4	J5	J6	J7	J8	J9	Ref.	Scores of Panel	
1	2S		1.30	-0.10	0	-1	1	0	-2	-2	-1				1.20	
2	2Lo		1.70	0.17	1	3	2	1	0	1	0				1.87	
3	2Lo+2A+SEQ		5.00	0.26	0	1	1	1	1	0	1				5.26	
4	2A		3.30	0.00	0	0	0	0	1	0	0				3.30	
5	FCSp4		3.20	0.38	1	1	1	1	2	2	0				3.58	
6	SSp3		2.10	-0.04	-1	-1	0	-1	0	1	1				2.06	
7	2T		1.43	x 0.08	1	1	1	0	0	1	0				1.51	
8	2T		1.43	x 0.03	0	0	1	0	0	1	0				1.46	
9	2Lz		2.31	x 0.00	0	0	0	1	0	0	0				2.31	
10	StSq3		3.30	0.07	0	0	0	1	0	1	0				3.37	
11	ChSq1		3.00	0.50	1	2	1	1	0	2	0				3.50	
12	CCoSp3		3.00	-0.12	1	0	0	-1	-2	0	-1				2.88	
			31.07												32.30	
Program Components				Factor												
Composition				2.67	4.00	4.25	5.00	4.00	4.00	5.75	5.25					4.50
Presentation				2.67	4.00	4.00	5.00	4.00	5.00	5.50	4.75					4.55
Skating Skills				2.67	4.50	5.00	5.00	4.25	5.25	6.00	5.50					5.05
Judges Total Program Component Score (factored)															37.65	
Deductions:														0.00		



Tallinn / EST


ISU Challenger Series
Tallinn Trophy 2024

November 11 - 17, 2024



JUDGES DETAILS PER SKATER
WOMEN FREE SKATING


Rank	Name	Nation	Starting Number	Total Segment Score	Total Element Score	Total Program Component Score (factored)		Total Deductions							
21	Martaliis KUSLAP	EST	3	64.82	35.04	29.78		0.00							
#	Executed Elements	Info	Base Value	GOE	J1	J2	J3	J4	J5	J6	J7	J8	J9	Ref.	Scores of Panel
1	2A		3.30	0.20	0	0	1	1	0	1	1				3.50
2	1Lz		0.60	-0.08	-1	-2	-2	0	-4	-1	-1				0.52
3	3S+2T		5.60	-0.09	0	0	-1	0	-3	0	0				5.51
4	3T<+2A<+2T+SEQ	< <	7.30	-1.41	-5	-5	-4	-4	-4	-4	-4				5.89
5	SSp2		1.60	-0.10	-1	0	-1	-1	-1	0	0				1.50
6	ChSq1		3.00	-1.00	-3	-2	-1	-1	-3	0	-3				2.00
7	3T<	<	3.70	x -0.94	-4	-3	-3	-2	-3	-2	-3				2.76
8	3S		4.73	x 0.00	0	0	0	0	-1	0	0				4.73
9	2F+2Lo		3.85	x -0.14	-1	0	-1	0	-1	-1	-1				3.71
10	FCCoSp3V		2.25	-0.54	-2	-3	-2	-3	-3	-2	-2				1.71
11	StSq1		1.80	-0.47	-3	-3	-3	-2	-3	-1	-2				1.33
12	CCoSp2V		1.88	0.00	0	0	0	0	0	0	0				1.88
			39.61												35.04
Program Components				Factor											
Composition				2.67	3.25	3.50	3.75	3.50	3.25	5.00	3.50			3.50	
Presentation				2.67	3.25	2.75	3.75	3.25	3.25	5.25	4.25			3.55	
Skating Skills				2.67	3.75	4.00	4.25	4.00	3.75	5.25	4.50			4.10	
Judges Total Program Component Score (factored)															29.78
Deductions:															0.00
Rank	Name	Nation	Starting Number	Total Segment Score	Total Element Score	Total Program Component Score (factored)		Total Deductions							
22	Karoliine RAUDSEPP	EST	2	54.90	22.60	34.30		-2.00							
#	Executed Elements	Info	Base Value	GOE	J1	J2	J3	J4	J5	J6	J7	J8	J9	Ref.	Scores of Panel
1	3Lz<+2A<<+SEQ	F < <<	5.82	-2.36	-5	-5	-5	-5	-5	-5	-5				3.46
2	3FI<<	! <<	1.80	-0.90	-5	-5	-5	-4	-5	-5	-5				0.90
3	2FI	!	1.80	-0.79	-4	-4	-5	-3	-5	-5	-4				1.01
4	3Lz<<	<<	2.10	-1.05	-5	-5	-5	-3	-5	-5	-5				1.05
5	2A<<	<<	1.10	-0.37	-3	-4	-3	-3	-4	-5	0				0.73
6	CCoSp3		3.00	-0.06	-1	0	-2	0	1	0	0				2.94
7	3Lo<<	F <<	1.87	x -0.85	-5	-5	-5	-5	-5	-5	-5				1.02
8	ChSq1		3.00	0.00	0	0	0	-1	0	0	0				3.00
9	StSq1		1.80	-0.11	0	-2	0	0	-1	0	-2				1.69
10	2Lo+2T<	<	3.01	x -0.41	-3	-2	-4	-2	-3	-2	-2				2.60
11	FSSp3		2.60	0.10	1	0	1	-1	0	0	1				2.70
12	LSp1		1.50	0.00	0	0	0	1	-2	0	0				1.50
			29.40												22.60
Program Components				Factor											
Composition				2.67	4.25	4.00	4.00	4.25	4.00	4.75	4.50			4.20	
Presentation				2.67	4.25	3.50	3.75	4.00	4.50	5.00	3.75			4.05	
Skating Skills				2.67	4.50	4.75	4.00	4.25	4.75	5.50	4.75			4.60	
Judges Total Program Component Score (factored)															34.30
Deductions:				Falls	-2.00 (2)										-2.00



Tallinn / EST

ISU Challenger Series
Tallinn Trophy 2024

November 11 - 17, 2024



JUDGES DETAILS PER SKATER
WOMEN FREE SKATING

Rank	Name	Nation	Starting Number	Total Segment Score	Total Element Score	Total Program Component Score (factored)		Total Deductions								
23	Olesja LEONOVA	EST	1	53.10	22.46	31.64		-1.00								
#	Executed Elements	Info	Base Value	GOE	J1	J2	J3	J4	J5	J6	J7	J8	J9	Ref.	Scores of Panel	
1	2F		1.80	0.14	0	2	1	1	1	-1	1				1.94	
2	3S<<	F <<	1.30	-0.65	-5	-5	-5	-5	-5	-5	-5				0.65	
3	A		0.00	0.00	-	-	-	-	-	-	-				0.00	
4	FCSp2		2.30	-0.14	1	0	-1	-2	0	-1	-1				2.16	
5	2Lz+1Eu+2S		3.90	-0.13	-1	0	0	-1	-1	0	-1				3.77	
6	2Lo+2T<	<	2.74	-0.44	-3	-2	-3	-2	-3	-2	-3				2.30	
7	SSp2		1.60	-0.10	0	0	-1	-2	-1	-1	0				1.50	
8	2Sq+2T	q	2.86	x -0.29	-2	-2	-3	-2	-3	-2	-2				2.57	
9	2Lo		1.87	x 0.00	0	0	1	0	0	0	0				1.87	
10	ChSq1		3.00	-0.90	-2	-1	-1	-3	-3	-2	-1				2.10	
11	StSq1		1.80	-0.25	-1	-1	0	-2	-2	-2	-1				1.55	
12	CCoSp2		2.50	-0.45	-2	0	-2	-1	-2	-3	-2				2.05	
			25.67												22.46	
Program Components				Factor												
Composition				2.67	3.50	4.00	4.75	3.00	3.25	3.75	3.75	3.75	4.00	4.25	3.65	
Presentation				2.67	3.50	3.75	4.50	2.75	3.75	4.00	4.25	3.85				
Skating Skills				2.67	3.75	4.00	4.50	3.00	4.75	5.25	4.75	4.35				
Judges Total Program Component Score (factored)															31.64	
Deductions:			Falls	-1.00 (1)											-1.00	

Legend:							
#	Sequence number	GOE	Grade of Execution	Jx	Judges (x=1-9)	Ref.	Referee
e	Wrong edge	<	Under-rotated jump	<<	Downgraded jump	REP	Jump repetition
x	Credit for highlight distribution, base value multiplied by 1.1			!	Not clear edge		
F	Fall	q	Jump landed on the quarter				

printed: 13.11.2024 19:49

Page 12 / 12

Official Partners

