


Tallinn / EST

ISU Challenger Series
Tallinn Trophy 2024

November 11 - 17, 2024




JUDGES DETAILS PER SKATER

WOMEN SHORT PROGRAM

Rank	Name	Nation	Starting Number	Total Segment Score	Total Element Score	Total Program Component Score (factored)	Total Deductions									
1	Nina PINZARRONE	BEL	11	65.43	35.57	29.86	0.00									
#	Executed Elements	Info	Base Value	GOE	J1	J2	J3	J4	J5	J6	J7	J8	J9	Ref.	Scores of Panel	
1	3Lz+3T<	<	9.26	-1.06	-2	-2	0	-2	-2	-2	-1				8.20	
2	2A		3.30	0.66	2	2	2	3	2	2	2				3.96	
3	FCSp4		3.20	0.90	3	3	2	3	3	3	2				4.10	
4	3Lo		5.39	x 0.98	2	2	2	3	2	2	2				6.37	
5	StSq4		3.90	1.17	4	3	3	3	3	3	3				5.07	
6	CCoSp4		3.50	0.70	3	3	0	4	2	0	2				4.20	
7	LSp4		2.70	0.97	3	4	3	4	5	1	4				3.67	
			31.25												35.57	
Program Components				Factor												
Composition				1.33	7.25	7.75	7.50	7.25	6.25	7.75	7.00					7.35
Presentation				1.33	7.50	8.00	7.50	7.50	6.75	8.00	7.75					7.65
Skating Skills				1.33	7.25	7.75	7.50	7.50	7.00	7.50	7.50					7.45
Judges Total Program Component Score (factored)																29.86
Deductions:															0.00	

Rank	Name	Nation	Starting Number	Total Segment Score	Total Element Score	Total Program Component Score (factored)	Total Deductions									
2	Sara-Maude DUPUIS	CAN	21	55.04	28.92	27.12	-1.00									
#	Executed Elements	Info	Base Value	GOE	J1	J2	J3	J4	J5	J6	J7	J8	J9	Ref.	Scores of Panel	
1	3T+3T		8.40	0.67	1	0	2	2	2	2	1				9.07	
2	2A		3.30	0.79	2	1	3	3	2	2	3				4.09	
3	LSp3		2.40	0.34	1	1	0	1	3	2	2				2.74	
4	3Lz<	F <	5.19	x -2.36	-5	-5	-5	-5	-5	-5	-5				2.83	
5	FCSp4		3.20	0.45	1	1	1	2	2	2	1				3.65	
6	StSq2		2.60	0.52	1	1	3	4	2	2	2				3.12	
7	CCoSp3		3.00	0.42	1	1	2	4	0	1	2				3.42	
			28.09												28.92	
Program Components				Factor												
Composition				1.33	6.00	6.75	7.00	6.75	6.75	7.75	6.75					6.80
Presentation				1.33	6.25	6.75	7.00	7.00	7.00	7.50	7.00					6.95
Skating Skills				1.33	6.00	6.50	7.00	6.75	6.50	7.25	6.50					6.65
Judges Total Program Component Score (factored)																27.12
Deductions:							Falls	-1.00 (1)							-1.00	


Rank	Name	Nation	Starting Number	Total Segment Score	Total Element Score	Total Program Component Score (factored)	Total Deductions									
3	Sofia SAMODELKINA	KAZ	3	53.98	30.70	24.28	-1.00									
#	Executed Elements	Info	Base Value	GOE	J1	J2	J3	J4	J5	J6	J7	J8	J9	Ref.	Scores of Panel	
1	3Lz+3T<	F <	9.26	-2.95	-5	-5	-5	-5	-5	-5	-5				6.31	
2	2A		3.30	0.86	2	2	3	2	3	3	3				4.16	
3	FCSp4		3.20	0.51	2	1	1	1	3	2	2				3.71	
4	3F		5.83	x 0.95	2	1	2	2	2	3	1				6.78	
5	LSp3		2.40	0.14	1	1	0	-1	1	1	0				2.54	
6	StSq3		3.30	0.33	1	2	1	-1	-2	2	2				3.63	
7	CCoSp4		3.50	0.07	0	1	2	-1	-1	1	0				3.57	
			30.79												30.70	
Program Components				Factor												
Composition				1.33	5.25	6.75	6.00	5.50	5.00	7.50	5.75					5.85
Presentation				1.33	5.50	7.00	6.00	5.50	5.75	7.75	6.75					6.20
Skating Skills				1.33	5.75	7.00	6.25	5.75	5.50	7.75	6.25					6.20
Judges Total Program Component Score (factored)																24.28
Deductions:							Falls	-1.00 (1)							-1.00	



Tallinn / EST

ISU Challenger Series
Tallinn Trophy 2024

November 11 - 17, 2024



JUDGES DETAILS PER SKATER

WOMEN SHORT PROGRAM

Rank	Name	Nation	Starting Number	Total Segment Score	Total Element Score	Total Program Component Score (factored)	Total Deductions									
4	Linnea CEDER	FIN	4	53.49	27.75	25.74	0.00									
#	Executed Elements	Info	Base Value	GOE	J1	J2	J3	J4	J5	J6	J7	J8	J9	Ref.	Scores of Panel	
1	3F+2T		6.60	0.74	2	1	2	2	1	0	1				7.34	
2	3Lzq	q	5.90	-1.18	-2	-2	-3	-2	-2	-1	-2				4.72	
3	FCSp3		2.80	0.22	0	2	1	2	0	1	0				3.02	
4	2A	x	3.63	0.73	2	2	2	3	3	2	2				4.36	
5	StSq2		2.60	0.57	3	2	2	3	2	2	1				3.17	
6	SSp2		1.60	0.06	0	1	0	1	-1	0	1				1.66	
7	CCoSp3		3.00	0.48	1	2	1	2	2	1	2				3.48	
			26.13												27.75	
Program Components				Factor												
Composition				1.33	6.25	7.00	6.25	6.75	5.75	6.75	5.50					6.35
Presentation				1.33	6.25	6.75	6.50	7.00	6.50	7.00	6.00					6.60
Skating Skills				1.33	6.25	6.75	6.25	6.75	6.00	6.75	6.00					6.40
Judges Total Program Component Score (factored)																25.74
Deductions:															0.00	

Rank	Name	Nation	Starting Number	Total Segment Score	Total Element Score	Total Program Component Score (factored)	Total Deductions									
5	Oona OUNASVUORI	FIN	5	53.40	29.73	23.67	0.00									
#	Executed Elements	Info	Base Value	GOE	J1	J2	J3	J4	J5	J6	J7	J8	J9	Ref.	Scores of Panel	
1	2A		3.30	0.66	2	1	2	2	2	2	2				3.96	
2	3Lz+2T		7.20	0.94	2	1	1	2	2	2	1				8.14	
3	FCSp4		3.20	0.45	2	1	1	1	2	2	1				3.65	
4	3F	x	5.83	0.64	1	0	2	2	0	1	2				6.47	
5	CCoSp4		3.50	0.49	1	2	2	1	1	2	1				3.99	
6	LSp2		1.90	-0.11	-2	0	-1	-1	-1	0	0				1.79	
7	StSq1		1.80	-0.07	-1	1	-1	-2	-3	1	1				1.73	
			26.73												29.73	
Program Components				Factor												
Composition				1.33	5.50	6.00	5.50	6.25	4.50	7.25	6.25					5.90
Presentation				1.33	5.75	6.25	5.75	6.25	5.25	7.50	6.50					6.10
Skating Skills				1.33	5.50	5.50	5.50	6.50	5.25	7.25	6.00					5.80
Judges Total Program Component Score (factored)																23.67
Deductions:															0.00	


Rank	Name	Nation	Starting Number	Total Segment Score	Total Element Score	Total Program Component Score (factored)	Total Deductions									
6	Nataly LANGERBAUR	EST	20	51.98	26.71	25.27	0.00									
#	Executed Elements	Info	Base Value	GOE	J1	J2	J3	J4	J5	J6	J7	J8	J9	Ref.	Scores of Panel	
1	3Lo+2T		6.20	0.69	1	1	1	2	1	2	2				6.89	
2	2A		3.30	0.66	2	2	2	2	2	1	2				3.96	
3	SSp4		2.50	0.30	1	1	2	2	0	1	1				2.80	
4	StSq3		3.30	0.66	2	3	1	1	3	2	2				3.96	
5	3F<	<	4.66	-0.85	-3	-2	-2	-2	-2	-2	-2				3.81	
6	FCSp2		2.30	0.14	1	1	0	0	-2	1	1				2.44	
7	CCoSp2		2.50	0.35	2	0	1	2	1	2	1				2.85	
			24.76												26.71	
Program Components				Factor												
Composition				1.33	5.75	6.00	6.25	6.75	5.75	7.50	6.00					6.15
Presentation				1.33	6.00	5.75	6.50	6.50	6.50	7.25	6.50					6.40
Skating Skills				1.33	5.75	6.00	6.25	6.75	6.50	7.25	6.75					6.45
Judges Total Program Component Score (factored)																25.27
Deductions:															0.00	

printed: 12.11.2024 21:29

Page 2 / 8

Official Partners






Tallinn / EST

ISU Challenger Series
Tallinn Trophy 2024

November 11 - 17, 2024





JUDGES DETAILS PER SKATER

WOMEN SHORT PROGRAM

Rank	Name	Nation	Starting Number	Total Segment Score	Total Element Score	Total Program Component Score (factored)	Total Deductions									
7	Lea SERNA	FRA	1	50.73	25.80	25.93	-1.00									
#	Executed Elements	Info	Base Value	GOE	J1	J2	J3	J4	J5	J6	J7	J8	J9	Ref.	Scores of Panel	
1	3T+3T<	F <	7.56	-2.10	-5	-5	-5	-5	-5	-5	-5	-5	-5		5.46	
2	2A		3.30	0.59	2	1	2	2	1	2	3			3.89		
3	CCoSp4		3.50	0.70	1	2	2	2	2	2	2			4.20		
4	3Fq	q	5.83	x -2.65	-5	-5	-5	-3	-5	-5	-5			3.18		
5	FCSp3		2.80	0.34	1	0	1	2	2	1	1			3.14		
6	StSq2		2.60	0.31	0	1	1	1	2	1	2			2.91		
7	LSp4		2.70	0.32	1	1	1	2	2	1	1			3.02		
			28.29												25.80	
Program Components			Factor													
Composition			1.33	6.00	7.00	6.25	6.50	6.75	7.00	6.25						6.55
Presentation			1.33	5.50	6.75	5.75	6.25	6.50	7.25	6.75						6.40
Skating Skills			1.33	6.00	6.50	6.25	6.50	7.00	7.50	6.50						6.55
Judges Total Program Component Score (factored)															25.93	
Deductions:			Falls	-1.00 (1)												-1.00

Rank	Name	Nation	Starting Number	Total Segment Score	Total Element Score	Total Program Component Score (factored)	Total Deductions									
8	Marilena KITROMILIS	CYP	16	49.72	25.25	24.47	0.00									
#	Executed Elements	Info	Base Value	GOE	J1	J2	J3	J4	J5	J6	J7	J8	J9	Ref.	Scores of Panel	
1	3F		5.30	0.74	1	1	1	2	2	-1	2			6.04		
2	3Lz+2T		7.20	-0.59	-1	-1	-1	-1	-1	-2	-1			6.61		
3	CCoSp3V		2.25	-0.14	0	-1	-1	1	-1	-1	0			2.11		
4	2A	x	3.63	0.33	0	0	1	2	2	0	2			3.96		
5	LSp2		1.90	0.19	1	0	1	2	2	0	1			2.09		
6	FCSp2		2.30	0.09	1	1	1	0	0	-1	0			2.39		
7	StSq1		1.80	0.25	1	1	2	2	-2	1	2			2.05		
			24.38												25.25	
Program Components			Factor													
Composition			1.33	5.50	5.75	6.75	6.00	3.50	6.75	6.00						6.00
Presentation			1.33	5.75	6.00	6.75	6.50	4.50	7.00	6.50						6.30
Skating Skills			1.33	6.00	5.75	6.50	6.25	5.50	6.50	6.00						6.10
Judges Total Program Component Score (factored)															24.47	
Deductions:															0.00	

Rank	Name	Nation	Starting Number	Total Segment Score	Total Element Score	Total Program Component Score (factored)	Total Deductions									
9	Meda VARIAKOJYTE	LTU	15	49.61	28.52	22.09	-1.00									
#	Executed Elements	Info	Base Value	GOE	J1	J2	J3	J4	J5	J6	J7	J8	J9	Ref.	Scores of Panel	
1	3Lz+3T		10.10	0.71	1	0	0	2	2	1	2			10.81		
2	3F!<	!!<	4.24	-1.44	-3	-4	-3	-4	-4	-3	-3			2.80		
3	FCSp4		3.20	0.64	2	2	2	2	2	1	2			3.84		
4	2A	x	3.63	0.07	0	0	0	1	2	0	0			3.70		
5	StSqB		1.50	0.09	0	0	2	2	0	0	1			1.59		
6	CCoSp3		3.00	0.48	1	2	2	1	3	1	2			3.48		
7	LSp3		2.40	-0.10	-2	0	-1	0	0	-1	0			2.30		
			28.07												28.52	
Program Components			Factor													
Composition			1.33	5.00	5.25	6.00	6.50	5.25	5.75	5.25						5.50
Presentation			1.33	5.25	5.50	6.25	6.50	5.75	5.50	5.75						5.75
Skating Skills			1.33	4.50	4.50	5.75	6.50	5.25	6.00	5.25						5.35
Judges Total Program Component Score (factored)															22.09	
Deductions:			Time violation	-1.00												-1.00




JUDGES DETAILS PER SKATER WOMEN SHORT PROGRAM

Rank	Name	Nation	Starting Number	Total Segment Score	Total Element Score	Total Program Component Score (factored)	Total Deductions									
10	Kristina LISOVSKAJA	EST	18	46.58	24.97	22.61	-1.00									
#	Executed Elements	Info	Base Value	GOE	J1	J2	J3	J4	J5	J6	J7	J8	J9	Ref.	Scores of Panel	
1	3T+3Tq	q	8.40	-0.67	-2	-2	-2	-1	-1	-1	-2				7.73	
2	3Lz!<	! <	4.72	-1.51	-3	-4	-3	-3	-4	-3	-3				3.21	
3	FCSp4		3.20	0.77	2	2	2	4	3	3	1				3.97	
4	2Aq	F q	3.63	x -1.65	-5	-5	-5	-5	-5	-5	-5				1.98	
5	StSq1		1.80	-0.07	0	0	0	1	-2	-2	0				1.73	
6	CCoSp4		3.50	0.35	1	0	1	2	1	0	2				3.85	
7	LSp3		2.40	0.10	-2	1	0	2	0	0	1				2.50	
			27.65												24.97	
Program Components				Factor												
Composition				1.33	4.75	5.25	5.75	6.75	4.75	6.25	5.25					5.45
Presentation				1.33	5.00	5.50	6.00	6.75	5.75	6.50	6.00					5.95
Skating Skills				1.33	5.25	4.75	6.00	6.50	5.50	6.25	5.00					5.60
Judges Total Program Component Score (factored)																22.61
Deductions:				Falls	-1.00 (1)											-1.00

Rank	Name	Nation	Starting Number	Total Segment Score	Total Element Score	Total Program Component Score (factored)	Total Deductions									
11	Jade HOVINE	BEL	7	45.35	22.48	23.87	-1.00									
#	Executed Elements	Info	Base Value	GOE	J1	J2	J3	J4	J5	J6	J7	J8	J9	Ref.	Scores of Panel	
1	3F<	F <	4.24	-2.12	-5	-5	-5	-5	-5	-5	-5				2.12	
2	3Lz!q+1Lo*	! q!*	5.90	-2.95	-5	-5	-5	-5	-5	-5	-5				2.95	
3	FCSp4		3.20	0.13	1	1	1	0	-1	-1	1				3.33	
4	2A	x	3.63	0.00	0	0	0	1	0	0	0				3.63	
5	LSp3		2.40	0.43	2	2	1	2	2	0	2				2.83	
6	StSq3		3.30	0.33	2	1	1	1	0	0	2				3.63	
7	CCoSp4		3.50	0.49	2	1	2	1	2	1	1				3.99	
			26.17												22.48	
Program Components				Factor												
Composition				1.33	5.75	6.50	5.50	6.25	4.75	6.00	6.25					5.95
Presentation				1.33	6.00	6.25	5.75	6.00	4.75	6.00	6.25					6.00
Skating Skills				1.33	6.00	6.25	6.25	5.75	5.50	5.75	6.50					6.00
Judges Total Program Component Score (factored)																23.87
Deductions:				Falls	-1.00 (1)											-1.00


Rank	Name	Nation	Starting Number	Total Segment Score	Total Element Score	Total Program Component Score (factored)	Total Deductions									
12	Anastasija KONGA	LAT	17	45.15	23.54	21.61	0.00									
#	Executed Elements	Info	Base Value	GOE	J1	J2	J3	J4	J5	J6	J7	J8	J9	Ref.	Scores of Panel	
1	3Lz+2T		7.20	0.12	0	0	0	1	0	0	1				7.32	
2	3Loq	q	4.90	-1.76	-4	-4	-4	-3	-3	-4	-3				3.14	
3	FCSp3		2.80	0.45	2	1	2	2	2	1	0				3.25	
4	2A	x	3.63	-0.99	-3	-3	-4	-3	-3	-3	-3				2.64	
5	CCoSp2V		1.88	-0.34	-2	-1	-4	-1	-1	-4	-1				1.54	
6	StSq2		2.60	0.05	1	0	-1	2	0	-1	1				2.65	
7	SSp4		2.50	0.50	2	2	2	2	2	1	2				3.00	
			25.51												23.54	
Program Components				Factor												
Composition				1.33	4.75	5.50	4.75	6.25	5.00	5.75	4.75					5.15
Presentation				1.33	4.75	5.75	4.75	6.25	5.50	5.50	5.50					5.40
Skating Skills				1.33	5.50	5.75	4.75	6.00	5.50	6.50	5.75					5.70
Judges Total Program Component Score (factored)																21.61
Deductions:																0.00



Tallinn / EST

ISU Challenger Series
Tallinn Trophy 2024

November 11 - 17, 2024




JUDGES DETAILS PER SKATER
WOMEN SHORT PROGRAM

Rank	Name	Nation	Starting Number	Total Segment Score	Total Element Score	Total Program Component Score (factored)		Total Deductions								
13	Josefin TALJEGARD	SWE	22	45.03	18.43	27.60		-1.00								
#	Executed Elements	Info	Base Value	GOE	J1	J2	J3	J4	J5	J6	J7	J8	J9	Ref.	Scores of Panel	
1	3Lz<<+COMBO	F <<	2.10	-1.05	-5	-5	-5	-5	-5	-5	-5	-5	-5		1.05	
2	3F<<	<<	1.80	-0.76	-4	-4	-4	-5	-4	-4	-5	-5	-5		1.04	
3	FCSp1		1.90	0.15	1	1	0	1	1	2	0				2.05	
4	2Aq	q	3.30	-0.66	-2	-2	-2	-2	-2	-1	-2				2.64	
5	SSp4		2.50	0.60	2	2	2	2	3	3	3				3.10	
6	StSq4		3.90	1.17	3	3	3	2	3	3	3				5.07	
7	CCoSp3		3.00	0.48	1	0	3	2	3	1	1				3.48	
			18.50												18.43	
Program Components				Factor												
Composition				1.33	6.50	7.00	7.00	6.25	8.25	7.50	7.00					7.00
Presentation				1.33	7.00	7.50	6.75	6.50	8.25	7.50	7.50					7.25
Skating Skills				1.33	6.50	6.25	7.00	6.25	6.25	7.00	6.50					6.50
Judges Total Program Component Score (factored)															27.60	
Deductions:				Falls -1.00 (1)											-1.00	

Rank	Name	Nation	Starting Number	Total Segment Score	Total Element Score	Total Program Component Score (factored)		Total Deductions								
14	Selma VALITALO	FIN	9	44.90	22.36	22.54		0.00								
#	Executed Elements	Info	Base Value	GOE	J1	J2	J3	J4	J5	J6	J7	J8	J9	Ref.	Scores of Panel	
1	3T+3T		8.40	1.01	2	2	3	3	3	2	2				9.41	
2	1Lz*	*	0.00	0.00	-	-	-	-	-	-	-				0.00	
3	LSp3		2.40	0.19	1	2	1	0	0	0	2				2.59	
4	FCSp4		3.20	0.45	2	1	1	1	2	2	1				3.65	
5	1A*	*	0.00	x 0.00	-	-	-	-	-	-	-				0.00	
6	StSq2		2.60	0.05	1	1	0	1	-2	-1	0				2.65	
7	CCoSp4		3.50	0.56	2	1	1	2	1	2	2				4.06	
			20.10												22.36	
Program Components				Factor												
Composition				1.33	5.25	5.50	5.50	5.75	3.50	6.25	5.25					5.45
Presentation				1.33	5.50	5.25	5.50	6.00	4.50	6.00	5.50					5.55
Skating Skills				1.33	5.75	6.00	6.50	5.75	4.25	6.75	5.75					5.95
Judges Total Program Component Score (factored)															22.54	
Deductions:															0.00	


Rank	Name	Nation	Starting Number	Total Segment Score	Total Element Score	Total Program Component Score (factored)		Total Deductions								
15	Emilija OZOLA	LAT	6	42.67	21.92	20.75		0.00								
#	Executed Elements	Info	Base Value	GOE	J1	J2	J3	J4	J5	J6	J7	J8	J9	Ref.	Scores of Panel	
1	3Lz+2T		7.20	-1.42	-2	-3	-3	-2	-2	-3	-2				5.78	
2	3S		4.30	-0.26	0	0	-2	0	0	-2	-1				4.04	
3	FCSp2		2.30	0.14	2	1	0	0	1	-2	1				2.44	
4	2A	x	3.63	x 0.00	-1	0	0	1	0	0	0				3.63	
5	StSq2		2.60	-0.16	-2	0	-1	0	0	-3	0				2.44	
6	SSp3		2.10	0.25	1	2	1	1	2	1	1				2.35	
7	CCoSp2V		1.88	-0.64	-4	-4	-3	-3	-2	-4	-3				1.24	
			24.01												21.92	
Program Components				Factor												
Composition				1.33	4.00	5.50	5.25	5.50	4.75	5.50	5.00					5.20
Presentation				1.33	4.25	5.75	5.25	5.75	4.75	5.25	5.25					5.25
Skating Skills				1.33	3.50	5.50	5.25	5.50	5.00	5.75	4.50					5.15
Judges Total Program Component Score (factored)															20.75	
Deductions:															0.00	



Tallinn / EST

ISU Challenger Series
Tallinn Trophy 2024

November 11 - 17, 2024




JUDGES DETAILS PER SKATER

WOMEN SHORT PROGRAM

Rank	Name	Nation	Starting Number	Total Segment Score	Total Element Score	Total Program Component Score (factored)	Total Deductions								
16	Sofja STEPČENKO	LAT	13	42.34	19.21	23.13	0.00								
#	Executed Elements	Info	Base Value	GOE	J1	J2	J3	J4	J5	J6	J7	J8	J9	Ref.	Scores of Panel
1	2Lz+3T<	<	5.46	-1.68	-5	-5	-5	-2	-5	-5	-5				3.78
2	2A		3.30	0.26	1	0	2	1	1	0	1				3.56
3	CCoSp4		3.50	0.14	1	0	2	-1	0	1	0				3.64
4	3Lo<	<	3.92	-1.88	-5	-5	-5	-3	-5	-4	-5				2.04
5	StSq2		2.60	-0.05	0	0	0	-1	0	1	-1				2.55
6	SSp2		1.60	0.22	1	0	1	2	2	1	2				1.82
7	FCSp1		1.90	-0.08	-1	0	0	0	-2	0	-1				1.82
			22.28												19.21
Program Components			Factor												
Composition			1.33	5.25	5.75	6.00	5.75	5.75	6.50	5.75				5.80	
Presentation			1.33	5.50	5.50	5.75	6.00	5.50	6.50	5.50				5.65	
Skating Skills			1.33	5.25	5.50	6.00	6.00	6.25	6.75	6.00				5.95	
Judges Total Program Component Score (factored)														23.13	
Deductions:														0.00	

Rank	Name	Nation	Starting Number	Total Segment Score	Total Element Score	Total Program Component Score (factored)	Total Deductions								
17	Josefin BROVALL	SWE	2	40.05	18.31	21.74	0.00								
#	Executed Elements	Info	Base Value	GOE	J1	J2	J3	J4	J5	J6	J7	J8	J9	Ref.	Scores of Panel
1	2S*	*	0.00	0.00	-	-	-	-	-	-	-				0.00
2	3Lzeq+2T	elq	6.02	-1.98	-4	-5	-5	0	-5	-4	-3				4.04
3	FSSp3		2.60	-0.10	0	0	-1	-2	-1	0	0				2.50
4	2Aq	q	3.63	x -0.53	-2	-2	-1	-2	-1	-1	-2				3.10
5	CCoSp3		3.00	0.48	1	2	1	2	2	2	1				3.48
6	StSq2		2.60	0.05	0	0	-1	1	0	1	0				2.65
7	LSp3		2.40	0.14	0	0	0	2	1	1	1				2.54
			20.25												18.31
Program Components			Factor												
Composition			1.33	5.25	5.50	5.50	5.50	4.75	6.00	4.50				5.30	
Presentation			1.33	5.25	5.25	5.50	5.75	5.25	5.75	4.50				5.40	
Skating Skills			1.33	5.50	5.50	5.50	5.50	6.25	6.50	5.25				5.65	
Judges Total Program Component Score (factored)														21.74	
Deductions:														0.00	


Rank	Name	Nation	Starting Number	Total Segment Score	Total Element Score	Total Program Component Score (factored)	Total Deductions								
18	Lovisa AAV	SWE	10	39.88	17.73	22.15	0.00								
#	Executed Elements	Info	Base Value	GOE	J1	J2	J3	J4	J5	J6	J7	J8	J9	Ref.	Scores of Panel
1	3T		4.20	-1.43	-3	-3	-4	-2	-4	-4	-3				2.77
2	2S+COMBO		1.30	-0.65	-5	-5	-5	-5	-5	-5	-5				0.65
3	FCSp3		2.80	0.50	2	2	2	1	3	2	-2				3.30
4	2A	x	3.63	-0.07	0	0	0	0	-1	-1	0				3.56
5	StSq2		2.60	0.10	0	0	1	-1	0	1	1				2.70
6	CCoSp3V		2.25	0.27	1	1	2	0	1	2	1				2.52
7	SSp3		2.10	0.13	1	0	1	1	0	0	1				2.23
			18.88												17.73
Program Components			Factor												
Composition			1.33	5.25	5.75	5.75	5.50	4.50	6.75	5.00				5.45	
Presentation			1.33	5.00	5.25	6.00	5.75	5.00	6.50	5.50				5.50	
Skating Skills			1.33	5.50	5.75	6.00	5.75	5.00	6.25	5.50				5.70	
Judges Total Program Component Score (factored)														22.15	
Deductions:														0.00	



Tallinn / EST

ISU Challenger Series
Tallinn Trophy 2024

November 11 - 17, 2024




JUDGES DETAILS PER SKATER

WOMEN SHORT PROGRAM

Rank	Name	Nation	Starting Number	Total Segment Score	Total Element Score	Total Program Component Score (factored)	Total Deductions										
19	Mia RISA GOMEZ	NOR	8	35.20	16.52	20.68	-2.00										
#	Executed Elements	Info	Base Value	GOE	J1	J2	J3	J4	J5	J6	J7	J8	J9	Ref.	Scores of Panel		
1	3Lz!q	F ! q	5.90	-2.95	-5	-5	-5	-5	-5	-5	-5	-5	-5		2.95		
2	3F<<+COMBO	F <<	1.80	-0.90	-5	-5	-5	-5	-5	-5	-5	-5	-5		0.90		
3	CCoSp4		3.50	0.28	0	1	0	1	2	1	1				3.78		
4	1A*	*	0.00	x 0.00	-	-	-	-	-	-	-	-	-		0.00		
5	StSq3		3.30	0.00	1	0	1	-1	-1	0	0				3.30		
6	FSSp4		3.00	0.24	2	0	1	1	0	1	1				3.24		
7	LSp3		2.40	-0.05	0	0	-2	0	-1	0	0				2.35		
			19.90												16.52		
Program Components				Factor													
Composition				1.33	5.25	5.75	5.25	5.00	4.50	6.00	5.00						5.25
Presentation				1.33	5.00	5.25	5.25	4.75	4.25	5.75	4.75						5.00
Skating Skills				1.33	5.50	5.50	5.50	4.75	4.75	6.25	5.25						5.30
Judges Total Program Component Score (factored)																20.68	
Deductions:				Falls	-2.00 (2)											-2.00	

Rank	Name	Nation	Starting Number	Total Segment Score	Total Element Score	Total Program Component Score (factored)	Total Deductions										
20	Linnea KILSAND	NOR	12	34.99	14.64	21.35	-1.00										
#	Executed Elements	Info	Base Value	GOE	J1	J2	J3	J4	J5	J6	J7	J8	J9	Ref.	Scores of Panel		
1	3T	F	4.20	-2.10	-5	-5	-5	-5	-5	-5	-5				2.10		
2	2Lo<<+COMBO	<<	0.50	-0.25	-5	-5	-5	-5	-5	-5	-5				0.25		
3	FCSp4		3.20	0.45	2	2	0	1	2	2	0				3.65		
4	2A	x	3.63	x 0.00	0	0	0	1	0	0	0				3.63		
5	CCoSp3V		2.25	-0.18	-2	0	0	-2	-2	0	1				2.07		
6	StSqB		1.50	-0.06	0	0	-1	-1	-1	2	0				1.44		
7	SSp2		1.60	-0.10	1	-1	-2	-1	-1	0	0				1.50		
			16.88												14.64		
Program Components				Factor													
Composition				1.33	4.75	6.25	5.50	5.50	4.75	7.00	5.00						5.40
Presentation				1.33	4.75	5.25	5.25	5.25	5.25	6.75	5.00						5.20
Skating Skills				1.33	5.25	5.75	5.50	5.50	5.25	7.25	5.25						5.45
Judges Total Program Component Score (factored)																21.35	
Deductions:				Falls	-1.00 (1)											-1.00	


Rank	Name	Nation	Starting Number	Total Segment Score	Total Element Score	Total Program Component Score (factored)	Total Deductions										
21	Martaliis KUSLAP	EST	19	32.75	16.05	17.70	-1.00										
#	Executed Elements	Info	Base Value	GOE	J1	J2	J3	J4	J5	J6	J7	J8	J9	Ref.	Scores of Panel		
1	3Lz<	<	4.72	-2.36	-5	-5	-5	-3	-5	-5	-5				2.36		
2	3S<<+COMBO	F <	3.44	-1.72	-5	-5	-5	-5	-5	-5	-5				1.72		
3	CCoSp3		3.00	-0.06	1	0	0	-2	0	0	-1				2.94		
4	2A	x	3.63	x -0.20	-1	-1	-1	0	-1	0	0				3.43		
5	SSp2		1.60	0.00	1	0	0	-1	0	0	0				1.60		
6	StSqB		1.50	-0.24	-2	-2	-2	-1	-3	-1	-1				1.26		
7	FCSp3		2.80	-0.06	0	0	0	0	-3	0	-1				2.74		
			20.69												16.05		
Program Components				Factor													
Composition				1.33	3.75	4.00	4.50	5.50	3.75	5.75	4.00						4.35
Presentation				1.33	3.50	3.75	4.50	5.50	3.50	5.50	3.75						4.20
Skating Skills				1.33	4.50	4.00	4.50	5.25	4.75	6.00	4.75						4.75
Judges Total Program Component Score (factored)																17.70	
Deductions:				Falls	-1.00 (1)											-1.00	



Tallinn / EST

ISU Challenger Series
Tallinn Trophy 2024

November 11 - 17, 2024



JUDGES DETAILS PER SKATER
WOMEN SHORT PROGRAM

Rank	Name	Nation	Starting Number	Total Segment Score	Total Element Score	Total Program Component Score (factored)		Total Deductions								
22	Karoliine RAUDSEPP	EST	14	30.68	13.46	19.22		-2.00								
#	Executed Elements	Info	Base Value	GOE	J1	J2	J3	J4	J5	J6	J7	J8	J9	Ref.	Scores of Panel	
1	3Lz<<	<<	2.10	-1.05	-5	-5	-5	-3	-5	-5	-5				1.05	
2	3Lo<+COMBO	F <	3.92	-1.96	-5	-5	-5	-5	-5	-5	-5				1.96	
3	CCoSp3		3.00	-0.24	-2	-2	-2	2	0	0	0				2.76	
4	2A<	F <	2.90	x -1.32	-5	-5	-5	-5	-5	-5	-5				1.58	
5	FSSp4		3.00	0.24	-1	1	1	2	0	1	1				3.24	
6	StSq1		1.80	-0.07	0	-1	0	1	-3	0	-1				1.73	
7	LSp1		1.50	-0.36	-2	-2	-2	-3	-4	-2	-3				1.14	
			18.22													13.46
Program Components			Factor													
Composition			1.33	4.75	5.00	4.75	5.50	3.50	5.50	4.50				4.90		
Presentation			1.33	4.50	4.00	4.50	5.50	3.25	5.00	4.25				4.45		
Skating Skills			1.33	4.75	5.25	4.75	5.25	4.50	6.25	5.50				5.10		
Judges Total Program Component Score (factored)															19.22	
Deductions:			Falls	-2.00 (2)												-2.00

Rank	Name	Nation	Starting Number	Total Segment Score	Total Element Score	Total Program Component Score (factored)		Total Deductions								
23	Olesja LEONOVA	EST	23	27.16	9.80	18.36		-1.00								
#	Executed Elements	Info	Base Value	GOE	J1	J2	J3	J4	J5	J6	J7	J8	J9	Ref.	Scores of Panel	
1	1F!*+COMBO	!!*	0.00	0.00	-	-	-	-	-	-	-				0.00	
2	2A<<	<<	1.10	-0.55	-5	-5	-5	-4	-5	-5	-5				0.55	
3	SSp2		1.60	0.06	2	0	1	-1	0	0	1				1.66	
4	3S<	F <	3.44	-1.72	-5	-5	-5	-5	-5	-5	-5				1.72	
5	FCSp3		2.80	-0.56	-2	-1	-3	0	-4	-2	-2				2.24	
6	CCoSp2		2.50	-0.45	0	-1	-3	-1	-4	-2	-2				2.05	
7	StSq1		1.80	-0.22	-1	0	0	-2	-2	-3	-1				1.58	
			13.24													9.80
Program Components			Factor													
Composition			1.33	4.00	4.75	5.00	3.75	3.50	5.25	4.50				4.40		
Presentation			1.33	4.25	5.00	5.00	4.00	3.75	4.75	4.50				4.50		
Skating Skills			1.33	4.75	5.00	5.25	4.00	4.75	5.75	4.75				4.90		
Judges Total Program Component Score (factored)															18.36	
Deductions:			Falls	-1.00 (1)												-1.00

Legend:

#	Sequence number	GOE	Grade of Execution	Jx	Judges (x=1-9)	Ref.	Referee
*	Invalid element	e	Wrong edge	<	Under-rotated jump	<<	Downgraded jump
x	Credit for highlight distribution, base value multiplied by 1.1			!	Not clear edge	F	Fall
q	Jump landed on the quarter						

printed: 12.11.2024 21:29

Page 8 / 8

Official Partners

