



JUDGES DETAILS PER SKATER

ADVANCED NOVICE WOMEN SHORT PROGRAM

| Rank | Name | Nation | Starting Number | Total Segment Score | Total Element Score | Total Program Component Score (factored) | | | Total Deductions | | | | | | | |
|--|-------------------|--------|-----------------|---------------------|---------------------|--|------|------|------------------|----|----|----|------|--------------|------|-----------------|
| 1 | Lilou REMEYSEN | BEL | 17 | 43.44 | 25.86 | 17.58 | | | 0.00 | | | | | | | |
| # | Executed Elements | Info | Base Value | GOE | J1 | J2 | J3 | J4 | J5 | J6 | J7 | J8 | J9 | Bonus | Ref. | Scores of Panel |
| 1 | 3Lzb+2Tq | b q | 7.20 | -1.38 | -3 | -2 | -3 | -2 | -2 | | | | | 1.00 | | 6.82 |
| 2 | 2Ab | b | 3.30 | -0.11 | -1 | 0 | -1 | 0 | 0 | | | | | 1.00 | | 4.19 |
| 3 | CCoSp3 | | 3.00 | 0.60 | 2 | 2 | 3 | 2 | 2 | | | | | | | 3.60 |
| 4 | 3F! | ! | 5.30 | -0.53 | -1 | -1 | 0 | -1 | -1 | | | | | | | 4.77 |
| 5 | StSq2 | | 2.60 | 0.52 | 1 | 2 | 2 | 2 | 3 | | | | | | | 3.12 |
| 6 | LSp3 | | 2.40 | 0.96 | 4 | 4 | 3 | 4 | 4 | | | | | | | 3.36 |
| | | | 23.80 | | | | | | | | | | | | | 25.86 |
| Program Components | | | | Factor | | | | | | | | | | | | |
| Composition | | | | 1.07 | 5.50 | 5.00 | 5.50 | 5.50 | 6.75 | | | | 5.50 | | | |
| Presentation | | | | 1.07 | 5.25 | 5.75 | 5.25 | 5.50 | 7.00 | | | | 5.50 | | | |
| Skating Skills | | | | 1.07 | 5.00 | 5.25 | 5.50 | 5.50 | 6.75 | | | | 5.42 | | | |
| Judges Total Program Component Score (factored) | | | | | | | | | | | | | | 17.58 | | |
| Deductions: | | | | | | | | | | | | | | | | 0.00 |

| Rank | Name | Nation | Starting Number | Total Segment Score | Total Element Score | Total Program Component Score (factored) | | | Total Deductions | | | | | | | |
|--|-------------------|--------|-----------------|---------------------|---------------------|--|------|------|------------------|----|----|----|------|--------------|------|-----------------|
| 2 | Olivia BAZLOVA | CYP | 28 | 43.28 | 26.15 | 17.13 | | | 0.00 | | | | | | | |
| # | Executed Elements | Info | Base Value | GOE | J1 | J2 | J3 | J4 | J5 | J6 | J7 | J8 | J9 | Bonus | Ref. | Scores of Panel |
| 1 | 2Ab | b | 3.30 | 0.33 | 1 | 1 | 0 | 2 | 1 | | | | | 1.00 | | 4.63 |
| 2 | 3Lob+2T | b | 6.20 | 0.00 | 0 | 0 | 0 | 0 | 0 | | | | | 1.00 | | 7.20 |
| 3 | LSp3 | | 2.40 | 0.56 | 3 | 2 | 2 | 3 | 0 | | | | | | | 2.96 |
| 4 | StSq2 | | 2.60 | 0.43 | 2 | 3 | 1 | 2 | 1 | | | | | | | 3.03 |
| 5 | CCoSp3 | | 3.00 | 0.60 | 2 | 2 | 2 | 2 | 1 | | | | | | | 3.60 |
| 6 | 3S | | 4.30 | 0.43 | 2 | 1 | 1 | 0 | 1 | | | | | | | 4.73 |
| | | | 21.80 | | | | | | | | | | | | | 26.15 |
| Program Components | | | | Factor | | | | | | | | | | | | |
| Composition | | | | 1.07 | 5.25 | 5.25 | 4.75 | 5.25 | 5.25 | | | | 5.25 | | | |
| Presentation | | | | 1.07 | 5.00 | 5.25 | 4.75 | 5.50 | 5.50 | | | | 5.25 | | | |
| Skating Skills | | | | 1.07 | 5.50 | 5.75 | 5.25 | 5.50 | 5.50 | | | | 5.50 | | | |
| Judges Total Program Component Score (factored) | | | | | | | | | | | | | | 17.13 | | |
| Deductions: | | | | | | | | | | | | | | | | 0.00 |

| Rank | Name | Nation | Starting Number | Total Segment Score | Total Element Score | Total Program Component Score (factored) | | | Total Deductions | | | | | | | |
|--|-------------------|--------|-----------------|---------------------|---------------------|--|------|------|------------------|----|----|----|------|--------------|------|-----------------|
| 3 | Sofia NEKRASSOVA | EST | 18 | 41.21 | 23.81 | 17.40 | | | 0.00 | | | | | | | |
| # | Executed Elements | Info | Base Value | GOE | J1 | J2 | J3 | J4 | J5 | J6 | J7 | J8 | J9 | Bonus | Ref. | Scores of Panel |
| 1 | 2Ab | b | 3.30 | 0.44 | 1 | 2 | 1 | 2 | 1 | | | | | 1.00 | | 4.74 |
| 2 | 3Sq | F | 4.30 | -2.15 | -5 | -5 | -5 | -5 | -5 | | | | | | | 2.15 |
| 3 | 3Tb+2T | b | 5.50 | 0.42 | 1 | 0 | 1 | 1 | 2 | | | | | 1.00 | | 6.92 |
| 4 | CCoSp3 | | 3.00 | 0.90 | 3 | 3 | 3 | 3 | 3 | | | | | | | 3.90 |
| 5 | StSq2 | | 2.60 | 0.78 | 3 | 3 | 2 | 3 | 3 | | | | | | | 3.38 |
| 6 | LSp3 | | 2.40 | 0.32 | 2 | 1 | 2 | 1 | 1 | | | | | | | 2.72 |
| | | | 21.10 | | | | | | | | | | | | | 23.81 |
| Program Components | | | | Factor | | | | | | | | | | | | |
| Composition | | | | 1.07 | 5.50 | 5.25 | 5.50 | 5.25 | 5.50 | | | | 5.42 | | | |
| Presentation | | | | 1.07 | 5.75 | 5.25 | 5.25 | 5.25 | 6.00 | | | | 5.42 | | | |
| Skating Skills | | | | 1.07 | 5.50 | 5.50 | 5.25 | 5.50 | 5.00 | | | | 5.42 | | | |
| Judges Total Program Component Score (factored) | | | | | | | | | | | | | | 17.40 | | |
| Deductions: | | | | | | | | | | | | | | | | 0.00 |





JUDGES DETAILS PER SKATER

ADVANCED NOVICE WOMEN SHORT PROGRAM

| Rank | Name | Nation | Starting Number | Total Segment Score | Total Element Score | Total Program Component Score (factored) | Total Deductions | | | | | | | | | | |
|--|---------------------|--------|-----------------|---------------------|---------------------|--|------------------|------|------|----|----|----|----|-------|------|-----------------|--------------|
| 4 | Karina SHESTERIKOVA | EST | 7 | 39.43 | 24.18 | 15.25 | 0.00 | | | | | | | | | | |
| # | Executed Elements | Info | Base Value | GOE | J1 | J2 | J3 | J4 | J5 | J6 | J7 | J8 | J9 | Bonus | Ref. | Scores of Panel | |
| 1 | 3Tb+2T | b | 5.50 | -0.42 | -1 | -2 | -1 | -1 | 0 | | | | | 1.00 | | 6.08 | |
| 2 | 3F | | 5.30 | 0.53 | 1 | 1 | 1 | 1 | 2 | | | | | | | 5.83 | |
| 3 | LSp2 | | 1.90 | 0.32 | 2 | 2 | 1 | 0 | 2 | | | | | | | 2.22 | |
| 4 | 2AqB | q b | 3.30 | -0.44 | -1 | -2 | -1 | -1 | -2 | | | | | 1.00 | | 3.86 | |
| 5 | StSq2 | | 2.60 | 0.09 | 1 | 0 | 0 | 0 | 2 | | | | | | | 2.69 | |
| 6 | CCoSp3 | | 3.00 | 0.50 | 2 | 1 | 0 | 2 | 2 | | | | | | | 3.50 | |
| | | | 21.60 | | | | | | | | | | | | | 24.18 | |
| Program Components | | | | Factor | | | | | | | | | | | | | |
| Composition | | | | 1.07 | 4.75 | 3.25 | 4.50 | 4.75 | 6.00 | | | | | | | 4.67 | |
| Presentation | | | | 1.07 | 4.75 | 3.50 | 4.50 | 4.50 | 6.00 | | | | | | | 4.58 | |
| Skating Skills | | | | 1.07 | 5.00 | 4.50 | 5.00 | 5.00 | 6.00 | | | | | | | 5.00 | |
| Judges Total Program Component Score (factored) | | | | | | | | | | | | | | | | | 15.25 |
| Deductions: | | | | | | | | | | | | | | | | | 0.00 |

| Rank | Name | Nation | Starting Number | Total Segment Score | Total Element Score | Total Program Component Score (factored) | Total Deductions | | | | | | | | | | | |
|--|-------------------|--------|-----------------|---------------------|---------------------|--|------------------|------|------|----|----|----|----|-------|------|-----------------|--------------|--------------|
| 5 | Lili Liisa SAKS | EST | 14 | 36.77 | 22.37 | 14.90 | -0.50 | | | | | | | | | | | |
| # | Executed Elements | Info | Base Value | GOE | J1 | J2 | J3 | J4 | J5 | J6 | J7 | J8 | J9 | Bonus | Ref. | Scores of Panel | | |
| 1 | 3Sb | b | 4.30 | -1.15 | -2 | -2 | -3 | -3 | -3 | | | | | 1.00 | | 4.15 | | |
| 2 | 3Lzq+2T | q | 7.20 | -1.18 | -2 | -2 | -2 | -2 | -2 | | | | | | | 6.02 | | |
| 3 | CCoSp2 | | 2.50 | 0.25 | 1 | 0 | 1 | 1 | 1 | | | | | | | 2.75 | | |
| 4 | StSq2 | | 2.60 | 0.26 | 2 | 0 | 1 | 1 | 1 | | | | | | | 2.86 | | |
| 5 | 2Ab | b | 3.30 | 0.33 | 2 | 1 | 1 | 1 | 0 | | | | | 1.00 | | 4.63 | | |
| 6 | SSp3 | | 2.10 | -0.14 | 0 | 0 | 1 | -2 | -2 | | | | | | | 1.96 | | |
| | | | 22.00 | | | | | | | | | | | | | 22.37 | | |
| Program Components | | | | Factor | | | | | | | | | | | | | | |
| Composition | | | | 1.07 | 5.00 | 4.50 | 5.25 | 4.50 | 4.00 | | | | | | | 4.67 | | |
| Presentation | | | | 1.07 | 4.75 | 4.25 | 4.75 | 4.50 | 4.00 | | | | | | | 4.50 | | |
| Skating Skills | | | | 1.07 | 5.25 | 4.50 | 5.00 | 4.75 | 4.50 | | | | | | | 4.75 | | |
| Judges Total Program Component Score (factored) | | | | | | | | | | | | | | | | | 14.90 | |
| Deductions: | | | | Time violation | -0.50 | | | | | | | | | | | | | -0.50 |

| Rank | Name | Nation | Starting Number | Total Segment Score | Total Element Score | Total Program Component Score (factored) | Total Deductions | | | | | | | | | | |
|--|-------------------|--------|-----------------|---------------------|---------------------|--|------------------|------|------|----|----|----|----|-------|------|-----------------|--------------|
| 6 | Natalie TIEVA | FIN | 20 | 34.23 | 20.41 | 13.82 | 0.00 | | | | | | | | | | |
| # | Executed Elements | Info | Base Value | GOE | J1 | J2 | J3 | J4 | J5 | J6 | J7 | J8 | J9 | Bonus | Ref. | Scores of Panel | |
| 1 | 3Tb+2T | b | 5.50 | -0.98 | -2 | -2 | -3 | -3 | -2 | | | | | 1.00 | | 5.52 | |
| 2 | 3S | | 4.30 | 0.29 | 1 | 0 | 0 | 1 | 1 | | | | | | | 4.59 | |
| 3 | CCoSp3 | | 3.00 | 0.40 | 2 | 1 | 1 | 1 | 2 | | | | | | | 3.40 | |
| 4 | 2Ab | b | 3.30 | -0.88 | -2 | -2 | -3 | -3 | -3 | | | | | 1.00 | | 3.42 | |
| 5 | StSqB | | 1.50 | -0.05 | 0 | -1 | 0 | 0 | -1 | | | | | | | 1.45 | |
| 6 | SSp3 | | 2.10 | -0.07 | 1 | -2 | 0 | 0 | -1 | | | | | | | 2.03 | |
| | | | 19.70 | | | | | | | | | | | | | 20.41 | |
| Program Components | | | | Factor | | | | | | | | | | | | | |
| Composition | | | | 1.07 | 4.75 | 3.75 | 4.25 | 4.75 | 4.25 | | | | | | | 4.42 | |
| Presentation | | | | 1.07 | 4.75 | 4.25 | 4.00 | 4.75 | 4.00 | | | | | | | 4.33 | |
| Skating Skills | | | | 1.07 | 4.50 | 3.75 | 4.00 | 5.00 | 4.00 | | | | | | | 4.17 | |
| Judges Total Program Component Score (factored) | | | | | | | | | | | | | | | | | 13.82 |
| Deductions: | | | | | | | | | | | | | | | | | 0.00 |





JUDGES DETAILS PER SKATER

ADVANCED NOVICE WOMEN SHORT PROGRAM

| Rank | Name | Nation | Starting Number | Total Segment Score | Total Element Score | Total Program Component Score (factored) | | | Total Deductions | | | | | | | |
|--|-------------------|--------|-----------------|---------------------|---------------------|--|------|------|------------------|----|----|----|----|--------------|------|-----------------|
| 7 | Pinja PELTOLA | FIN | 11 | 34.06 | 19.70 | 14.36 | | | 0.00 | | | | | | | |
| # | Executed Elements | Info | Base Value | GOE | J1 | J2 | J3 | J4 | J5 | J6 | J7 | J8 | J9 | Bonus | Ref. | Scores of Panel |
| 1 | 3S<< | F << | 1.30 | -0.65 | -5 | -5 | -5 | -5 | -5 | | | | | | | 0.65 |
| 2 | 3Lob+2T | b | 6.20 | 0.00 | -1 | 0 | 0 | 0 | 0 | | | | | 1.00 | | 7.20 |
| 3 | SSp3 | | 2.10 | 0.21 | 1 | 1 | 1 | 0 | 1 | | | | | | | 2.31 |
| 4 | 2Ab | b | 3.30 | -0.66 | -2 | -1 | -2 | -2 | -3 | | | | | 1.00 | | 3.64 |
| 5 | CCoSp3 | | 3.00 | 0.30 | 1 | 0 | 1 | 1 | 2 | | | | | | | 3.30 |
| 6 | StSq2 | | 2.60 | 0.00 | 0 | 0 | 0 | -1 | 0 | | | | | | | 2.60 |
| | | | 18.50 | | | | | | | | | | | | | 19.70 |
| Program Components | | | | Factor | | | | | | | | | | | | |
| Composition | | | | 1.07 | 4.50 | 4.50 | 4.75 | 4.25 | 4.25 | | | | | 4.42 | | |
| Presentation | | | | 1.07 | 4.50 | 4.50 | 4.50 | 4.25 | 4.25 | | | | | 4.42 | | |
| Skating Skills | | | | 1.07 | 4.50 | 4.75 | 4.75 | 4.50 | 4.00 | | | | | 4.58 | | |
| Judges Total Program Component Score (factored) | | | | | | | | | | | | | | 14.36 | | |
| Deductions: | | | | | | | | | | | | | | | | 0.00 |

| Rank | Name | Nation | Starting Number | Total Segment Score | Total Element Score | Total Program Component Score (factored) | | | Total Deductions | | | | | | | |
|--|-------------------|--------|-----------------|---------------------|---------------------|--|------|------|------------------|----|----|----|----|--------------|------|-----------------|
| 8 | Pihla PITKANEN | FIN | 21 | 33.99 | 19.28 | 14.71 | | | 0.00 | | | | | | | |
| # | Executed Elements | Info | Base Value | GOE | J1 | J2 | J3 | J4 | J5 | J6 | J7 | J8 | J9 | Bonus | Ref. | Scores of Panel |
| 1 | 2Ab | b | 3.30 | 0.55 | 2 | 3 | 1 | 2 | 1 | | | | | 1.00 | | 4.85 |
| 2 | 3SqB+2T | q b | 5.60 | -0.86 | -2 | -2 | -2 | -2 | -2 | | | | | 1.00 | | 5.74 |
| 3 | CCoSp3 | | 3.00 | 0.10 | 2 | 1 | -1 | 0 | 0 | | | | | | | 3.10 |
| 4 | 2F | | 1.80 | 0.18 | 1 | 1 | 1 | 1 | 0 | | | | | | | 1.98 |
| 5 | LSpB | | 1.20 | -0.28 | -3 | -3 | -2 | -2 | -2 | | | | | | | 0.92 |
| 6 | StSq2 | | 2.60 | 0.09 | 1 | 0 | 0 | 1 | 0 | | | | | | | 2.69 |
| | | | 17.50 | | | | | | | | | | | | | 19.28 |
| Program Components | | | | Factor | | | | | | | | | | | | |
| Composition | | | | 1.07 | 4.75 | 4.00 | 4.25 | 5.00 | 4.25 | | | | | 4.42 | | |
| Presentation | | | | 1.07 | 5.00 | 4.75 | 4.00 | 5.00 | 4.50 | | | | | 4.75 | | |
| Skating Skills | | | | 1.07 | 4.50 | 4.50 | 4.00 | 5.25 | 4.75 | | | | | 4.58 | | |
| Judges Total Program Component Score (factored) | | | | | | | | | | | | | | 14.71 | | |
| Deductions: | | | | | | | | | | | | | | | | 0.00 |

| Rank | Name | Nation | Starting Number | Total Segment Score | Total Element Score | Total Program Component Score (factored) | | | Total Deductions | | | | | | | |
|--|-------------------|--------|-----------------|---------------------|---------------------|--|------|------|------------------|----|----|----|----|--------------|------|-----------------|
| 9 | Margarita KURSITĖ | NOR | 22 | 33.93 | 20.29 | 13.64 | | | 0.00 | | | | | | | |
| # | Executed Elements | Info | Base Value | GOE | J1 | J2 | J3 | J4 | J5 | J6 | J7 | J8 | J9 | Bonus | Ref. | Scores of Panel |
| 1 | 3Sb | b | 4.30 | -0.29 | 0 | -2 | -1 | -1 | 0 | | | | | 1.00 | | 5.01 |
| 2 | 2Ab | b | 3.30 | -0.11 | 0 | -1 | 0 | -1 | 0 | | | | | 1.00 | | 4.19 |
| 3 | SSp3 | | 2.10 | 0.14 | 2 | 0 | 1 | 0 | 1 | | | | | | | 2.24 |
| 4 | 2Lz!+2T | ! | 3.40 | -0.35 | -2 | -2 | -1 | -2 | -1 | | | | | | | 3.05 |
| 5 | StSq2 | | 2.60 | 0.00 | 0 | -2 | 0 | 0 | 0 | | | | | | | 2.60 |
| 6 | CCoSp3 | | 3.00 | 0.20 | 1 | 1 | 1 | 0 | 0 | | | | | | | 3.20 |
| | | | 18.70 | | | | | | | | | | | | | 20.29 |
| Program Components | | | | Factor | | | | | | | | | | | | |
| Composition | | | | 1.07 | 4.25 | 3.50 | 4.50 | 4.25 | 4.50 | | | | | 4.33 | | |
| Presentation | | | | 1.07 | 3.75 | 3.50 | 4.50 | 4.25 | 5.00 | | | | | 4.17 | | |
| Skating Skills | | | | 1.07 | 4.00 | 3.50 | 4.50 | 4.25 | 4.75 | | | | | 4.25 | | |
| Judges Total Program Component Score (factored) | | | | | | | | | | | | | | 13.64 | | |
| Deductions: | | | | | | | | | | | | | | | | 0.00 |





JUDGES DETAILS PER SKATER

ADVANCED NOVICE WOMEN SHORT PROGRAM

| Rank | Name | Nation | Starting Number | Total Segment Score | Total Element Score | Total Program Component Score (factored) | Total Deductions | | | | | | | | | | |
|--|-------------------|--------|-----------------|---------------------|---------------------|--|------------------|------|------|----|----|----|----|-------|------|-----------------|--------------|
| 10 | Mia KASPAROVICA | LAT | 31 | 33.33 | 18.43 | 14.90 | 0.00 | | | | | | | | | | |
| # | Executed Elements | Info | Base Value | GOE | J1 | J2 | J3 | J4 | J5 | J6 | J7 | J8 | J9 | Bonus | Ref. | Scores of Panel | |
| 1 | 2Ab | b | 3.30 | 0.22 | 1 | 1 | 0 | 0 | 1 | | | | | 1.00 | | 4.52 | |
| 2 | 2F!+2T | ! | 3.10 | -0.18 | 0 | -1 | -1 | -1 | -1 | | | | | | | 2.92 | |
| 3 | LSp3 | | 2.40 | 0.32 | 1 | 1 | 2 | 0 | 2 | | | | | | | 2.72 | |
| 4 | 2Lz | | 2.10 | 0.21 | 1 | 2 | 1 | 1 | 1 | | | | | | | 2.31 | |
| 5 | StSq2 | | 2.60 | 0.26 | 1 | 1 | 1 | 0 | 1 | | | | | | | 2.86 | |
| 6 | CCoSp3 | | 3.00 | 0.10 | 0 | 1 | 1 | 0 | 0 | | | | | | | 3.10 | |
| | | | 16.50 | | | | | | | | | | | | | 18.43 | |
| Program Components | | | | Factor | | | | | | | | | | | | | |
| Composition | | | | 1.07 | 4.75 | 4.75 | 5.00 | 4.50 | 4.00 | | | | | | | 4.67 | |
| Presentation | | | | 1.07 | 4.50 | 4.75 | 5.00 | 4.50 | 4.50 | | | | | | | 4.58 | |
| Skating Skills | | | | 1.07 | 4.50 | 5.00 | 5.25 | 4.50 | 4.25 | | | | | | | 4.67 | |
| Judges Total Program Component Score (factored) | | | | | | | | | | | | | | | | | 14.90 |
| Deductions: | | | | | | | | | | | | | | | | 0.00 | |

| Rank | Name | Nation | Starting Number | Total Segment Score | Total Element Score | Total Program Component Score (factored) | Total Deductions | | | | | | | | | | |
|--|-------------------|--------|-----------------|---------------------|---------------------|--|------------------|------|------|----|----|----|----|-------|------|-----------------|--------------|
| 11 | Martina LUCCHI | ITA | 23 | 32.74 | 18.47 | 14.27 | 0.00 | | | | | | | | | | |
| # | Executed Elements | Info | Base Value | GOE | J1 | J2 | J3 | J4 | J5 | J6 | J7 | J8 | J9 | Bonus | Ref. | Scores of Panel | |
| 1 | 3S< | F < | 3.44 | -1.72 | -5 | -5 | -5 | -5 | -5 | | | | | | | 1.72 | |
| 2 | 2Lz+2T | | 3.40 | 0.21 | 0 | 1 | 1 | 1 | 1 | | | | | | | 3.61 | |
| 3 | LSp3 | | 2.40 | 0.16 | 1 | 0 | 1 | 0 | 1 | | | | | | | 2.56 | |
| 4 | 2Ab | b | 3.30 | 0.11 | 1 | 1 | 0 | 0 | 0 | | | | | 1.00 | | 4.41 | |
| 5 | StSq2 | | 2.60 | 0.17 | 1 | 1 | 1 | 0 | 0 | | | | | | | 2.77 | |
| 6 | CCoSp3 | | 3.00 | 0.40 | 2 | 2 | 1 | 0 | 1 | | | | | | | 3.40 | |
| | | | 18.14 | | | | | | | | | | | | | 18.47 | |
| Program Components | | | | Factor | | | | | | | | | | | | | |
| Composition | | | | 1.07 | 4.75 | 4.25 | 4.50 | 4.25 | 4.00 | | | | | | | 4.33 | |
| Presentation | | | | 1.07 | 4.75 | 4.75 | 4.50 | 4.25 | 4.25 | | | | | | | 4.50 | |
| Skating Skills | | | | 1.07 | 4.25 | 4.75 | 4.75 | 4.50 | 4.00 | | | | | | | 4.50 | |
| Judges Total Program Component Score (factored) | | | | | | | | | | | | | | | | | 14.27 |
| Deductions: | | | | | | | | | | | | | | | | 0.00 | |

| Rank | Name | Nation | Starting Number | Total Segment Score | Total Element Score | Total Program Component Score (factored) | Total Deductions | | | | | | | | | | |
|--|------------------------|--------|-----------------|---------------------|---------------------|--|------------------|------|------|----|----|----|----|-------|------|-----------------|--------------|
| 12 | Ella Celine RISA-GOMEZ | NOR | 19 | 32.24 | 17.08 | 15.16 | 0.00 | | | | | | | | | | |
| # | Executed Elements | Info | Base Value | GOE | J1 | J2 | J3 | J4 | J5 | J6 | J7 | J8 | J9 | Bonus | Ref. | Scores of Panel | |
| 1 | 2Ab | b | 3.30 | 0.22 | 1 | 1 | 0 | 1 | 0 | | | | | 1.00 | | 4.52 | |
| 2 | 3S< | < | 3.44 | -1.72 | -5 | -5 | -5 | -5 | -3 | | | | | | | 1.72 | |
| 3 | CCoSp3 | | 3.00 | 0.20 | 1 | 1 | 1 | 0 | 0 | | | | | | | 3.20 | |
| 4 | 2Lz+2T | | 3.40 | 0.00 | 0 | 0 | 0 | 0 | 0 | | | | | | | 3.40 | |
| 5 | StSq2 | | 2.60 | 0.09 | 1 | 0 | 0 | 1 | 0 | | | | | | | 2.69 | |
| 6 | SSp2 | | 1.60 | -0.05 | -1 | -2 | 0 | 1 | 0 | | | | | | | 1.55 | |
| | | | 17.34 | | | | | | | | | | | | | 17.08 | |
| Program Components | | | | Factor | | | | | | | | | | | | | |
| Composition | | | | 1.07 | 4.75 | 4.50 | 4.50 | 4.75 | 4.75 | | | | | | | 4.67 | |
| Presentation | | | | 1.07 | 5.00 | 4.75 | 4.25 | 5.00 | 5.00 | | | | | | | 4.92 | |
| Skating Skills | | | | 1.07 | 4.50 | 4.75 | 4.25 | 5.00 | 4.50 | | | | | | | 4.58 | |
| Judges Total Program Component Score (factored) | | | | | | | | | | | | | | | | | 15.16 |
| Deductions: | | | | | | | | | | | | | | | | 0.00 | |





JUDGES DETAILS PER SKATER
ADVANCED NOVICE WOMEN SHORT PROGRAM

| Rank | Name | Nation | Starting Number | Total Segment Score | Total Element Score | Total Program Component Score (factored) | Total Deductions | | | | | | | | | | |
|--|-------------------|--------|-----------------|---------------------|---------------------|--|------------------|------|------|----|----|----|----|-------|------|-----------------|--------------|
| 13 | Varvara PODER | EST | 24 | 31.47 | 17.37 | 14.10 | 0.00 | | | | | | | | | | |
| # | Executed Elements | Info | Base Value | GOE | J1 | J2 | J3 | J4 | J5 | J6 | J7 | J8 | J9 | Bonus | Ref. | Scores of Panel | |
| 1 | 2Ab | b | 3.30 | 0.44 | 1 | 2 | 1 | 2 | 1 | | | | | 1.00 | | 4.74 | |
| 2 | 2Lz+2T | | 3.40 | 0.00 | 0 | 0 | 0 | 0 | 0 | | | | | | | 3.40 | |
| 3 | 2F | | 1.80 | 0.06 | 1 | 0 | 0 | 0 | 1 | | | | | | | 1.86 | |
| 4 | CCoSp3 | | 3.00 | -0.10 | 0 | 1 | -1 | 0 | -1 | | | | | | | 2.90 | |
| 5 | StSq2 | | 2.60 | -0.09 | 1 | -1 | 0 | 0 | -1 | | | | | | | 2.51 | |
| 6 | LSp2 | | 1.90 | 0.06 | 1 | 1 | 0 | 0 | -1 | | | | | | | 1.96 | |
| | | | 16.00 | | | | | | | | | | | | | 17.37 | |
| Program Components | | | | Factor | | | | | | | | | | | | | |
| Composition | | | | 1.07 | 4.50 | 4.00 | 4.50 | 4.25 | 3.50 | | | | | | | 4.25 | |
| Presentation | | | | 1.07 | 4.75 | 4.75 | 4.25 | 4.25 | 3.75 | | | | | | | 4.42 | |
| Skating Skills | | | | 1.07 | 4.50 | 4.75 | 4.50 | 4.50 | 4.00 | | | | | | | 4.50 | |
| Judges Total Program Component Score (factored) | | | | | | | | | | | | | | | | | 14.10 |
| Deductions: | | | | | | | | | | | | | | | | 0.00 | |

| Rank | Name | Nation | Starting Number | Total Segment Score | Total Element Score | Total Program Component Score (factored) | Total Deductions | | | | | | | | | | |
|--|-------------------|--------|-----------------|---------------------|---------------------|--|------------------|------|------|----|----|----|----|-------|------|-----------------|--------------|
| 14 | Vilena IVANNIKOVA | EST | 5 | 31.26 | 17.08 | 14.18 | 0.00 | | | | | | | | | | |
| # | Executed Elements | Info | Base Value | GOE | J1 | J2 | J3 | J4 | J5 | J6 | J7 | J8 | J9 | Bonus | Ref. | Scores of Panel | |
| 1 | 3Lz< | F < | 4.72 | -2.36 | -5 | -5 | -5 | -5 | -5 | | | | | | | 2.36 | |
| 2 | 3Tqb+2T | q b | 5.50 | -0.84 | -2 | -2 | -2 | -2 | -2 | | | | | 1.00 | | 5.66 | |
| 3 | LSp3 | | 2.40 | 0.40 | 2 | 1 | 2 | 1 | 2 | | | | | | | 2.80 | |
| 4 | 1A<< | << | 0.00 | 0.00 | - | - | - | - | - | | | | | | | 0.00 | |
| 5 | StSq2 | | 2.60 | 0.26 | 2 | -1 | 1 | 0 | 2 | | | | | | | 2.86 | |
| 6 | CCoSp3 | | 3.00 | 0.40 | 2 | 1 | 2 | 1 | 1 | | | | | | | 3.40 | |
| | | | 18.22 | | | | | | | | | | | | | 17.08 | |
| Program Components | | | | Factor | | | | | | | | | | | | | |
| Composition | | | | 1.07 | 4.75 | 3.75 | 4.50 | 4.00 | 5.50 | | | | | | | 4.42 | |
| Presentation | | | | 1.07 | 4.50 | 3.50 | 4.25 | 4.25 | 5.25 | | | | | | | 4.33 | |
| Skating Skills | | | | 1.07 | 5.00 | 3.50 | 4.50 | 4.00 | 5.50 | | | | | | | 4.50 | |
| Judges Total Program Component Score (factored) | | | | | | | | | | | | | | | | | 14.18 |
| Deductions: | | | | | | | | | | | | | | | | 0.00 | |

| Rank | Name | Nation | Starting Number | Total Segment Score | Total Element Score | Total Program Component Score (factored) | Total Deductions | | | | | | | | | | |
|--|-------------------|--------|-----------------|---------------------|---------------------|--|------------------|------|------|----|----|----|----|-------|------|-----------------|--------------|
| 15 | Lina MATEIKO | LAT | 8 | 31.24 | 16.35 | 14.89 | 0.00 | | | | | | | | | | |
| # | Executed Elements | Info | Base Value | GOE | J1 | J2 | J3 | J4 | J5 | J6 | J7 | J8 | J9 | Bonus | Ref. | Scores of Panel | |
| 1 | 2Ab | b | 3.30 | 0.33 | 1 | 1 | 1 | 1 | 0 | | | | | 1.00 | | 4.63 | |
| 2 | 2Lz+2T | | 3.40 | 0.00 | 0 | 1 | 0 | 0 | 0 | | | | | | | 3.40 | |
| 3 | CCoSp3 | | 3.00 | 0.20 | 0 | 1 | 1 | 1 | 0 | | | | | | | 3.20 | |
| 4 | SSp1 | | 1.30 | 0.04 | 0 | 1 | 1 | 0 | 0 | | | | | | | 1.34 | |
| 5 | 2F | | 1.80 | 0.18 | 1 | 2 | 1 | 1 | 0 | | | | | | | 1.98 | |
| 6 | StSq1 | | 1.80 | 0.00 | -2 | 1 | 1 | 0 | -1 | | | | | | | 1.80 | |
| | | | 14.60 | | | | | | | | | | | | | 16.35 | |
| Program Components | | | | Factor | | | | | | | | | | | | | |
| Composition | | | | 1.07 | 4.00 | 4.25 | 5.00 | 4.50 | 4.50 | | | | | | | 4.42 | |
| Presentation | | | | 1.07 | 3.75 | 4.75 | 5.00 | 4.75 | 4.75 | | | | | | | 4.75 | |
| Skating Skills | | | | 1.07 | 4.25 | 5.00 | 5.25 | 4.75 | 4.50 | | | | | | | 4.75 | |
| Judges Total Program Component Score (factored) | | | | | | | | | | | | | | | | | 14.89 |
| Deductions: | | | | | | | | | | | | | | | | 0.00 | |




JUDGES DETAILS PER SKATER

ADVANCED NOVICE WOMEN SHORT PROGRAM

| Rank | Name | Nation | Starting Number | Total Segment Score | Total Element Score | Total Program Component Score (factored) | Total Deductions | | | | | | | | | |
|--|-------------------|--------|-----------------|---------------------|---------------------|--|------------------|------|----|----|----|--------------|------|-------------|------|-----------------|
| 16 | Ksenia NAUMOVA | EST | 4 | 30.90 | 17.26 | 13.64 | 0.00 | | | | | | | | | |
| # | Executed Elements | Info | Base Value | GOE | J1 | J2 | J3 | J4 | J5 | J6 | J7 | J8 | J9 | Bonus | Ref. | Scores of Panel |
| 1 | 2Ab | b | 3.30 | 0.00 | 0 | 1 | 0 | 0 | 0 | | | | | 1.00 | | 4.30 |
| 2 | 2Lz+2T | | 3.40 | 0.00 | 0 | 0 | 0 | 0 | 0 | | | | | | | 3.40 |
| 3 | CCoSp3 | | 3.00 | 0.00 | 0 | 0 | -1 | 0 | 1 | | | | | | | 3.00 |
| 4 | 2F | | 1.80 | 0.06 | 1 | 0 | 0 | 0 | 1 | | | | | | | 1.86 |
| 5 | StSq2 | | 2.60 | 0.00 | 0 | 0 | -1 | 0 | 1 | | | | | | | 2.60 |
| 6 | SSp3 | | 2.10 | 0.00 | 0 | 1 | 0 | 0 | -1 | | | | | | | 2.10 |
| | | | 16.20 | | | | | | | | | | | | | 17.26 |
| Program Components | | | Factor | | | | | | | | | | | | | |
| Composition | | | 1.07 | 4.50 | 3.75 | 4.00 | 4.00 | 5.00 | | | | | 4.17 | | | |
| Presentation | | | 1.07 | 4.50 | 4.50 | 3.75 | 4.00 | 5.25 | | | | | 4.33 | | | |
| Skating Skills | | | 1.07 | 4.50 | 4.00 | 3.75 | 4.25 | 5.00 | | | | | 4.25 | | | |
| Judges Total Program Component Score (factored) | | | | | | | | | | | | 13.64 | | | | |
| Deductions: | | | | | | | | | | | | | | 0.00 | | |

| Rank | Name | Nation | Starting Number | Total Segment Score | Total Element Score | Total Program Component Score (factored) | Total Deductions | | | | | | | | | |
|--|-------------------|--------|-----------------|---------------------|---------------------|--|------------------|------|----|----|----|--------------|------|-------------|------|-----------------|
| 17 | Evelina BARSAMOVA | LAT | 12 | 30.84 | 16.29 | 14.55 | 0.00 | | | | | | | | | |
| # | Executed Elements | Info | Base Value | GOE | J1 | J2 | J3 | J4 | J5 | J6 | J7 | J8 | J9 | Bonus | Ref. | Scores of Panel |
| 1 | 2Ab | b | 3.30 | 0.00 | 0 | 1 | 0 | 0 | 0 | | | | | 1.00 | | 4.30 |
| 2 | 3S< | F < | 3.44 | -1.72 | -5 | -5 | -5 | -5 | -5 | | | | | | | 1.72 |
| 3 | CCoSp3 | | 3.00 | -0.20 | 0 | 0 | -1 | -1 | -1 | | | | | | | 2.80 |
| 4 | 2F+2T | | 3.10 | 0.00 | 0 | 0 | 0 | 0 | 0 | | | | | | | 3.10 |
| 5 | StSq2 | | 2.60 | 0.17 | 1 | 1 | 0 | 1 | 0 | | | | | | | 2.77 |
| 6 | SSp2 | | 1.60 | 0.00 | 0 | 1 | 0 | 0 | 0 | | | | | | | 1.60 |
| | | | 17.04 | | | | | | | | | | | | | 16.29 |
| Program Components | | | Factor | | | | | | | | | | | | | |
| Composition | | | 1.07 | 4.75 | 5.00 | 4.50 | 4.75 | 3.75 | | | | | 4.67 | | | |
| Presentation | | | 1.07 | 4.75 | 4.75 | 4.00 | 5.00 | 4.00 | | | | | 4.50 | | | |
| Skating Skills | | | 1.07 | 4.50 | 4.50 | 4.25 | 4.50 | 4.00 | | | | | 4.42 | | | |
| Judges Total Program Component Score (factored) | | | | | | | | | | | | 14.55 | | | | |
| Deductions: | | | | | | | | | | | | | | 0.00 | | |


| Rank | Name | Nation | Starting Number | Total Segment Score | Total Element Score | Total Program Component Score (factored) | Total Deductions | | | | | | | | |
|--|-------------------|--------|-----------------|---------------------|---------------------|--|------------------|------|----|----|----|--------------|------|-------------|-----------------|
| 18 | Dot BERVOETS | BEL | 3 | 30.29 | 15.23 | 15.06 | 0.00 | | | | | | | | |
| # | Executed Elements | Info | Base Value | GOE | J1 | J2 | J3 | J4 | J5 | J6 | J7 | J8 | J9 | Ref. | Scores of Panel |
| 1 | 2A<< | << | 1.10 | -0.40 | -5 | -4 | -3 | -4 | -3 | | | | | | 0.70 |
| 2 | 2F | | 1.80 | 0.06 | 1 | 0 | 0 | 0 | 1 | | | | | | 1.86 |
| 3 | CCoSp3 | | 3.00 | 0.60 | 2 | 2 | 2 | 3 | 2 | | | | | | 3.60 |
| 4 | 2Lz+2T | | 3.40 | 0.00 | 0 | 0 | 0 | 0 | 1 | | | | | | 3.40 |
| 5 | LSp3 | | 2.40 | 0.32 | 2 | 1 | 1 | 1 | 3 | | | | | | 2.72 |
| 6 | StSq2 | | 2.60 | 0.35 | 2 | 0 | 2 | 1 | 1 | | | | | | 2.95 |
| | | | 14.30 | | | | | | | | | | | | 15.23 |
| Program Components | | | Factor | | | | | | | | | | | | |
| Composition | | | 1.07 | 5.00 | 3.25 | 4.50 | 4.75 | 5.25 | | | | | 4.75 | | |
| Presentation | | | 1.07 | 4.75 | 3.75 | 4.50 | 4.50 | 5.00 | | | | | 4.58 | | |
| Skating Skills | | | 1.07 | 4.75 | 4.75 | 4.50 | 4.75 | 5.00 | | | | | 4.75 | | |
| Judges Total Program Component Score (factored) | | | | | | | | | | | | 15.06 | | | |
| Deductions: | | | | | | | | | | | | | | 0.00 | |



Tallinn / EST

ISU Challenger Series
Tallinn Trophy 2024

November 11 - 17, 2024





JUDGES DETAILS PER SKATER

ADVANCED NOVICE WOMEN SHORT PROGRAM

| Rank | Name | Nation | Starting Number | Total Segment Score | Total Element Score | Total Program Component Score (factored) | | Total Deductions | | | | | | | |
|--|-------------------|--------|-----------------|---------------------|---------------------|--|------|------------------|------|----|--------------|----|----|------|-----------------|
| 19 | Vasilisa RONDINA | EST | 29 | 30.15 | 15.62 | 14.53 | | 0.00 | | | | | | | |
| # | Executed Elements | Info | Base Value | GOE | J1 | J2 | J3 | J4 | J5 | J6 | J7 | J8 | J9 | Ref. | Scores of Panel |
| 1 | 2A< | F < | 2.64 | -1.32 | -5 | -5 | -5 | -5 | -5 | | | | | | 1.32 |
| 2 | 2F+2T | | 3.10 | 0.00 | 0 | 0 | 0 | 0 | 0 | | | | | | 3.10 |
| 3 | CCoSp3 | | 3.00 | 0.30 | 1 | 1 | 1 | 0 | 1 | | | | | | 3.30 |
| 4 | 2Lz | | 2.10 | 0.14 | 1 | 0 | 1 | 1 | 0 | | | | | | 2.24 |
| 5 | StSq2 | | 2.60 | 0.26 | 1 | 0 | 1 | 1 | 1 | | | | | | 2.86 |
| 6 | LSp3 | | 2.40 | 0.40 | 2 | 2 | 2 | 1 | 1 | | | | | | 2.80 |
| | | | 15.84 | | | | | | | | | | | | 15.62 |
| Program Components | | | | Factor | | | | | | | | | | | |
| Composition | | | | 1.07 | 4.75 | 4.75 | 4.75 | 4.50 | 4.00 | | | | | 4.67 | |
| Presentation | | | | 1.07 | 5.00 | 4.75 | 4.50 | 4.50 | 4.25 | | | | | 4.58 | |
| Skating Skills | | | | 1.07 | 4.25 | 4.50 | 4.75 | 4.25 | 4.00 | | | | | 4.33 | |
| Judges Total Program Component Score (factored) | | | | | | | | | | | 14.53 | | | | |
| Deductions: | | | | | | | | 0.00 | | | | | | | |

| Rank | Name | Nation | Starting Number | Total Segment Score | Total Element Score | Total Program Component Score (factored) | | Total Deductions | | | | | | | | |
|--|--------------------------------|--------|-----------------|---------------------|---------------------|--|------|------------------|------|----|--------------|----|----|-------|--------------|-----------------|
| 20 | Thea Marie Kochergina ULLERENG | NOR | 32 | 30.08 | 15.80 | 14.28 | | 0.00 | | | | | | | | |
| # | Executed Elements | Info | Base Value | GOE | J1 | J2 | J3 | J4 | J5 | J6 | J7 | J8 | J9 | Bonus | Ref. | Scores of Panel |
| 1 | 2Ab | b | 3.30 | 0.33 | 1 | 1 | 1 | 1 | 0 | | | | | 1.00 | | 4.63 |
| 2 | 3S<< | F << | 1.30 | -0.65 | -5 | -5 | -5 | -5 | -5 | | | | | | | 0.65 |
| 3 | CCoSp2 | | 2.50 | -0.08 | 1 | 0 | -1 | -1 | 0 | | | | | | | 2.42 |
| 4 | 2Lz!+2T | ! | 3.40 | -0.21 | -1 | -2 | -1 | -1 | -1 | | | | | | | 3.19 |
| 5 | SSp3 | | 2.10 | 0.21 | 1 | 1 | 1 | 0 | 2 | | | | | | | 2.31 |
| 6 | StSq2 | | 2.60 | 0.00 | 0 | 0 | 0 | 0 | 0 | | | | | | | 2.60 |
| | | | 15.20 | | | | | | | | | | | | 15.80 | |
| Program Components | | | | Factor | | | | | | | | | | | | |
| Composition | | | | 1.07 | 4.50 | 4.50 | 4.75 | 4.25 | 4.00 | | | | | 4.42 | | |
| Presentation | | | | 1.07 | 4.50 | 4.50 | 4.50 | 4.25 | 3.75 | | | | | 4.42 | | |
| Skating Skills | | | | 1.07 | 4.50 | 4.75 | 4.50 | 4.50 | 4.00 | | | | | 4.50 | | |
| Judges Total Program Component Score (factored) | | | | | | | | | | | 14.28 | | | | | |
| Deductions: | | | | | | | | 0.00 | | | | | | | | |

| Rank | Name | Nation | Starting Number | Total Segment Score | Total Element Score | Total Program Component Score (factored) | | Total Deductions | | | | | | | | |
|--|-------------------|--------|-----------------|---------------------|---------------------|--|------|------------------|------|----|--------------|----|----|-------|--------------|-----------------|
| 21 | Elisabeth LEETNA | EST | 34 | 29.89 | 15.34 | 14.55 | | 0.00 | | | | | | | | |
| # | Executed Elements | Info | Base Value | GOE | J1 | J2 | J3 | J4 | J5 | J6 | J7 | J8 | J9 | Bonus | Ref. | Scores of Panel |
| 1 | 2Ab | b | 3.30 | -0.55 | -2 | -2 | 0 | -1 | -2 | | | | | 1.00 | | 3.75 |
| 2 | 2Lz+2T | | 3.40 | 0.00 | 0 | 0 | 0 | 0 | 0 | | | | | | | 3.40 |
| 3 | 2F! | ! | 1.80 | -0.18 | -1 | -2 | -1 | -1 | -1 | | | | | | | 1.62 |
| 4 | SSp3 | | 2.10 | 0.42 | 2 | 2 | 2 | 0 | 2 | | | | | | | 2.52 |
| 5 | StSqB | | 1.50 | 0.05 | 1 | 0 | 0 | 1 | 0 | | | | | | | 1.55 |
| 6 | CCoSp2 | | 2.50 | 0.00 | 0 | 1 | 1 | -1 | -1 | | | | | | | 2.50 |
| | | | 14.60 | | | | | | | | | | | | 15.34 | |
| Program Components | | | | Factor | | | | | | | | | | | | |
| Composition | | | | 1.07 | 5.00 | 4.25 | 4.50 | 4.75 | 3.75 | | | | | 4.50 | | |
| Presentation | | | | 1.07 | 4.75 | 4.25 | 4.25 | 5.00 | 4.00 | | | | | 4.42 | | |
| Skating Skills | | | | 1.07 | 5.00 | 4.75 | 4.50 | 4.75 | 3.50 | | | | | 4.67 | | |
| Judges Total Program Component Score (factored) | | | | | | | | | | | 14.55 | | | | | |
| Deductions: | | | | | | | | 0.00 | | | | | | | | |





JUDGES DETAILS PER SKATER

ADVANCED NOVICE WOMEN SHORT PROGRAM

| Rank | Name | Nation | Starting Number | Total Segment Score | Total Element Score | Total Program Component Score (factored) | Total Deductions | | | | | | | | |
|--|-------------------|--------|-----------------|---------------------|---------------------|--|------------------|------|------|----|----|----|--------------|-------------|-----------------|
| 22 | Mia Nataly LINT | EST | 15 | 29.63 | 15.10 | 14.53 | 0.00 | | | | | | | | |
| # | Executed Elements | Info | Base Value | GOE | J1 | J2 | J3 | J4 | J5 | J6 | J7 | J8 | J9 | Ref. | Scores of Panel |
| 1 | LSp3 | | 2.40 | 0.48 | 2 | 3 | 2 | 2 | 1 | | | | | | 2.88 |
| 2 | 2A< | < | 2.64 | -0.70 | -3 | -3 | -2 | -2 | -3 | | | | | | 1.94 |
| 3 | StSq1 | | 1.80 | 0.18 | 1 | -1 | 1 | 1 | 1 | | | | | | 1.98 |
| 4 | 2Lz+2T | | 3.40 | 0.00 | 0 | 0 | 1 | 0 | 0 | | | | | | 3.40 |
| 5 | 2F | | 1.80 | 0.00 | 0 | 0 | 0 | 0 | 0 | | | | | | 1.80 |
| 6 | CCoSp3 | | 3.00 | 0.10 | 2 | 0 | 1 | 0 | 0 | | | | | | 3.10 |
| | | | 15.04 | | | | | | | | | | | | 15.10 |
| Program Components | | | Factor | | | | | | | | | | | | |
| Composition | | | 1.07 | 4.50 | 4.50 | 5.00 | 4.75 | 4.00 | | | | | | 4.58 | |
| Presentation | | | 1.07 | 4.25 | 4.75 | 4.75 | 4.75 | 4.75 | 4.00 | | | | | | 4.00 |
| Skating Skills | | | 1.07 | 4.50 | 4.25 | 4.75 | 4.50 | 3.75 | | | | | | 4.42 | |
| Judges Total Program Component Score (factored) | | | | | | | | | | | | | 14.53 | | |
| Deductions: | | | | | | | | | | | | | | 0.00 | |

| Rank | Name | Nation | Starting Number | Total Segment Score | Total Element Score | Total Program Component Score (factored) | Total Deductions | | | | | | | | |
|--|--------------------|--------|-----------------|---------------------|---------------------|--|------------------|------|----|----|----|----|--------------|-------------|-----------------|
| 23 | Tatiana PEDRAZZOLI | ITA | 6 | 29.59 | 15.13 | 14.46 | 0.00 | | | | | | | | |
| # | Executed Elements | Info | Base Value | GOE | J1 | J2 | J3 | J4 | J5 | J6 | J7 | J8 | J9 | Ref. | Scores of Panel |
| 1 | 2Aq | F q | 3.30 | -1.65 | -5 | -5 | -5 | -5 | -5 | | | | | | 1.65 |
| 2 | 2Lz+2T | | 3.40 | 0.21 | -1 | 1 | 1 | 2 | 1 | | | | | | 3.61 |
| 3 | LSp3 | | 2.40 | 0.00 | 0 | 1 | 0 | 0 | 0 | | | | | | 2.40 |
| 4 | 2F | | 1.80 | 0.06 | 1 | 0 | 0 | 1 | 0 | | | | | | 1.86 |
| 5 | StSq2 | | 2.60 | -0.09 | 1 | -1 | -2 | -1 | 1 | | | | | | 2.51 |
| 6 | CCoSp3 | | 3.00 | 0.10 | 1 | 0 | 1 | 0 | 0 | | | | | | 3.10 |
| | | | 16.50 | | | | | | | | | | | | 15.13 |
| Program Components | | | Factor | | | | | | | | | | | | |
| Composition | | | 1.07 | 4.50 | 3.50 | 4.25 | 4.50 | 4.50 | | | | | | 4.42 | |
| Presentation | | | 1.07 | 4.75 | 4.50 | 4.25 | 4.75 | 4.75 | | | | | | 4.67 | |
| Skating Skills | | | 1.07 | 4.75 | 3.75 | 4.00 | 4.75 | 4.50 | | | | | | 4.42 | |
| Judges Total Program Component Score (factored) | | | | | | | | | | | | | 14.46 | | |
| Deductions: | | | | | | | | | | | | | | 0.00 | |

| Rank | Name | Nation | Starting Number | Total Segment Score | Total Element Score | Total Program Component Score (factored) | Total Deductions | | | | | | | | |
|--|-------------------|--------|-----------------|---------------------|---------------------|--|------------------|------|----|----|----|----|--------------|-------------|-----------------|
| 24 | Mia PANTJUHHINA | EST | 13 | 29.03 | 15.03 | 14.00 | 0.00 | | | | | | | | |
| # | Executed Elements | Info | Base Value | GOE | J1 | J2 | J3 | J4 | J5 | J6 | J7 | J8 | J9 | Ref. | Scores of Panel |
| 1 | 2Lz+2T | | 3.40 | 0.21 | 1 | 0 | 1 | 1 | 2 | | | | | | 3.61 |
| 2 | 2A | F | 3.30 | -1.65 | -5 | -5 | -5 | -5 | -5 | | | | | | 1.65 |
| 3 | CCoSp3 | | 3.00 | 0.40 | 1 | 2 | 1 | 1 | 2 | | | | | | 3.40 |
| 4 | 2F | | 1.80 | 0.12 | 1 | 0 | 1 | 0 | 2 | | | | | | 1.92 |
| 5 | SSp2 | | 1.60 | 0.16 | 1 | -1 | 2 | 1 | 1 | | | | | | 1.76 |
| 6 | StSq2 | | 2.60 | 0.09 | 1 | 0 | 0 | 0 | 2 | | | | | | 2.69 |
| | | | 15.70 | | | | | | | | | | | | 15.03 |
| Program Components | | | Factor | | | | | | | | | | | | |
| Composition | | | 1.07 | 4.25 | 4.00 | 4.75 | 4.00 | 5.00 | | | | | | 4.33 | |
| Presentation | | | 1.07 | 4.25 | 4.25 | 4.25 | 4.00 | 5.25 | | | | | | 4.25 | |
| Skating Skills | | | 1.07 | 4.50 | 4.50 | 4.50 | 4.25 | 4.75 | | | | | | 4.50 | |
| Judges Total Program Component Score (factored) | | | | | | | | | | | | | 14.00 | | |
| Deductions: | | | | | | | | | | | | | | 0.00 | |





JUDGES DETAILS PER SKATER

ADVANCED NOVICE WOMEN SHORT PROGRAM

| Rank | Name | Nation | Starting Number | Total Segment Score | Total Element Score | Total Program Component Score (factored) | | | Total Deductions | | | | | | | |
|--|-------------------|--------|-----------------|---------------------|---------------------|--|------|------|------------------|----|----|----|------|--------------|------|-----------------|
| 25 | Arianna METOPE | ITA | 30 | 28.98 | 14.45 | 14.53 | | | 0.00 | | | | | | | |
| # | Executed Elements | Info | Base Value | GOE | J1 | J2 | J3 | J4 | J5 | J6 | J7 | J8 | J9 | Bonus | Ref. | Scores of Panel |
| 1 | 2F+2T | | 3.10 | 0.00 | 0 | 0 | 0 | 1 | -1 | | | | | | | 3.10 |
| 2 | 2Ab | b | 3.30 | 0.00 | 0 | 0 | 0 | 0 | 0 | | | | | 1.00 | | 4.30 |
| 3 | SSp3 | | 2.10 | 0.28 | 1 | 2 | 2 | 1 | 0 | | | | | | | 2.38 |
| 4 | 1Lz* | * | 0.00 | 0.00 | - | - | - | - | - | | | | | | | 0.00 |
| 5 | StSq1 | | 1.80 | 0.12 | 0 | 2 | 1 | 1 | 0 | | | | | | | 1.92 |
| 6 | CCoSp2 | | 2.50 | 0.25 | 1 | 2 | 1 | 1 | -1 | | | | | | | 2.75 |
| | | | 12.80 | | | | | | | | | | | | | 14.45 |
| Program Components | | | | Factor | | | | | | | | | | | | |
| Composition | | | | 1.07 | 4.25 | 4.75 | 4.75 | 4.50 | 3.75 | | | | 4.50 | | | |
| Presentation | | | | 1.07 | 4.00 | 5.25 | 4.50 | 4.50 | 3.75 | | | | 4.33 | | | |
| Skating Skills | | | | 1.07 | 4.75 | 5.25 | 4.75 | 4.75 | 4.00 | | | | 4.75 | | | |
| Judges Total Program Component Score (factored) | | | | | | | | | | | | | | 14.53 | | |
| Deductions: | | | | | | | | | | | | | | 0.00 | | |

| Rank | Name | Nation | Starting Number | Total Segment Score | Total Element Score | Total Program Component Score (factored) | | | Total Deductions | | | | | | | |
|--|--------------------|--------|-----------------|---------------------|---------------------|--|------|------|------------------|----|----|----|------|--------------|-----------------|--------------|
| 26 | Emilia NIKOLAITSUK | EST | 2 | 27.96 | 14.06 | 14.90 | | | -1.00 | | | | | | | |
| # | Executed Elements | Info | Base Value | GOE | J1 | J2 | J3 | J4 | J5 | J6 | J7 | J8 | J9 | Ref. | Scores of Panel | |
| 1 | 2A< | F < | 2.64 | -1.32 | -5 | -5 | -5 | -5 | -5 | | | | | | 1.32 | |
| 2 | 2F+2T | | 3.10 | 0.12 | 0 | 1 | 0 | 1 | 2 | | | | | | 3.22 | |
| 3 | 3S<< | << | 1.30 | -0.39 | -3 | -3 | -3 | -4 | 0 | | | | | | 0.91 | |
| 4 | LSp3 | | 2.40 | 0.48 | 2 | 2 | 1 | 3 | 2 | | | | | | 2.88 | |
| 5 | CCoSp3 | | 3.00 | 0.30 | 1 | 1 | 1 | 1 | 2 | | | | | | 3.30 | |
| 6 | StSq2 | | 2.60 | -0.17 | -1 | -1 | 1 | -2 | 0 | | | | | | 2.43 | |
| | | | 15.04 | | | | | | | | | | | | | 14.06 |
| Program Components | | | | Factor | | | | | | | | | | | | |
| Composition | | | | 1.07 | 4.75 | 4.25 | 4.50 | 5.00 | 5.25 | | | | 4.75 | | | |
| Presentation | | | | 1.07 | 4.75 | 4.50 | 4.25 | 4.75 | 5.50 | | | | 4.67 | | | |
| Skating Skills | | | | 1.07 | 4.50 | 4.25 | 4.25 | 4.75 | 5.25 | | | | 4.50 | | | |
| Judges Total Program Component Score (factored) | | | | | | | | | | | | | | 14.90 | | |
| Deductions: | | | | Time violation | -1.00 | | | | | | | | | | -1.00 | |

| Rank | Name | Nation | Starting Number | Total Segment Score | Total Element Score | Total Program Component Score (factored) | | | Total Deductions | | | | | | | |
|--|-------------------|--------|-----------------|---------------------|---------------------|--|------|------|------------------|----|----|----|------|--------------|-----------------|--------------|
| 27 | Alina SHAVELA | EST | 35 | 27.42 | 13.59 | 13.83 | | | 0.00 | | | | | | | |
| # | Executed Elements | Info | Base Value | GOE | J1 | J2 | J3 | J4 | J5 | J6 | J7 | J8 | J9 | Ref. | Scores of Panel | |
| 1 | 2A< | F < | 2.64 | -1.32 | -5 | -5 | -5 | -5 | -5 | | | | | | 1.32 | |
| 2 | 2Lz<+2T | < | 2.98 | -0.39 | -2 | -3 | -2 | -3 | -2 | | | | | | 2.59 | |
| 3 | 2F | | 1.80 | 0.00 | 0 | -1 | 0 | 0 | 0 | | | | | | 1.80 | |
| 4 | SSp3 | | 2.10 | 0.07 | 0 | 0 | 1 | 1 | 0 | | | | | | 2.17 | |
| 5 | StSq2 | | 2.60 | -0.09 | 0 | -1 | 0 | 0 | -1 | | | | | | 2.51 | |
| 6 | CCoSp3 | | 3.00 | 0.20 | 1 | 1 | 1 | 0 | 0 | | | | | | 3.20 | |
| | | | 15.12 | | | | | | | | | | | | | 13.59 |
| Program Components | | | | Factor | | | | | | | | | | | | |
| Composition | | | | 1.07 | 4.50 | 4.00 | 4.75 | 4.25 | 3.25 | | | | 4.25 | | | |
| Presentation | | | | 1.07 | 4.25 | 4.25 | 4.50 | 4.25 | 3.00 | | | | 4.25 | | | |
| Skating Skills | | | | 1.07 | 4.75 | 4.50 | 4.50 | 4.25 | 3.25 | | | | 4.42 | | | |
| Judges Total Program Component Score (factored) | | | | | | | | | | | | | | 13.83 | | |
| Deductions: | | | | | | | | | | | | | | 0.00 | | |





JUDGES DETAILS PER SKATER

ADVANCED NOVICE WOMEN SHORT PROGRAM

| Rank | Name | Nation | Starting Number | Total Segment Score | Total Element Score | Total Program Component Score (factored) | | Total Deductions | | | | | | | |
|--|-------------------|--------|-----------------|---------------------|---------------------|--|------|------------------|------|----|--------------|----|----|------|-----------------|
| 28 | Marharyta CHACHYK | AUT | 26 | 26.23 | 12.59 | 13.64 | | 0.00 | | | | | | | |
| # | Executed Elements | Info | Base Value | GOE | J1 | J2 | J3 | J4 | J5 | J6 | J7 | J8 | J9 | Ref. | Scores of Panel |
| 1 | 2Lz+2T | | 3.40 | -0.07 | -1 | 0 | -1 | 0 | 0 | | | | | | 3.33 |
| 2 | 2A<< | << | 1.10 | -0.44 | -4 | -4 | -3 | -4 | -4 | | | | | | 0.66 |
| 3 | 2F | | 1.80 | -0.48 | -3 | -2 | -3 | -3 | -2 | | | | | | 1.32 |
| 4 | SSp2 | | 1.60 | 0.16 | 1 | 2 | 2 | 0 | 0 | | | | | | 1.76 |
| 5 | StSq2 | | 2.60 | 0.17 | 0 | 1 | 1 | 0 | 1 | | | | | | 2.77 |
| 6 | CCoSp2 | | 2.50 | 0.25 | 1 | 2 | 1 | 0 | 1 | | | | | | 2.75 |
| | | | 13.00 | | | | | | | | | | | | 12.59 |
| Program Components | | | | Factor | | | | | | | | | | | |
| Composition | | | | 1.07 | 4.25 | 4.75 | 4.50 | 4.00 | 4.00 | | | | | 4.25 | |
| Presentation | | | | 1.07 | 4.25 | 4.75 | 4.50 | 3.75 | 4.25 | | | | | 4.33 | |
| Skating Skills | | | | 1.07 | 4.25 | 4.50 | 4.25 | 4.00 | 4.00 | | | | | 4.17 | |
| Judges Total Program Component Score (factored) | | | | | | | | | | | 13.64 | | | | |
| Deductions: | | | | | | | | | | | | | | | 0.00 |

| Rank | Name | Nation | Starting Number | Total Segment Score | Total Element Score | Total Program Component Score (factored) | | Total Deductions | | | | | | | |
|--|-------------------|--------|-----------------|---------------------|---------------------|--|------|------------------|------|----|--------------|----|----|------|-----------------|
| 29 | Kamilla ZAIKOVA | EST | 9 | 26.05 | 12.37 | 14.18 | | -0.50 | | | | | | | |
| # | Executed Elements | Info | Base Value | GOE | J1 | J2 | J3 | J4 | J5 | J6 | J7 | J8 | J9 | Ref. | Scores of Panel |
| 1 | 2A< | < | 2.64 | -0.44 | -1 | -3 | -2 | -1 | -2 | | | | | | 2.20 |
| 2 | 2Lz+2T<< | << | 2.50 | -0.70 | -3 | -3 | -3 | -4 | -4 | | | | | | 1.80 |
| 3 | 2F! | F ! | 1.80 | -0.90 | -5 | -5 | -5 | -5 | -5 | | | | | | 0.90 |
| 4 | LSp2 | | 1.90 | -0.32 | 0 | -3 | -1 | -2 | -2 | | | | | | 1.58 |
| 5 | StSq2 | | 2.60 | 0.09 | 2 | 1 | 0 | 0 | 0 | | | | | | 2.69 |
| 6 | CCoSp3 | | 3.00 | 0.20 | 3 | 1 | 0 | 0 | 1 | | | | | | 3.20 |
| | | | 14.44 | | | | | | | | | | | | 12.37 |
| Program Components | | | | Factor | | | | | | | | | | | |
| Composition | | | | 1.07 | 4.50 | 4.50 | 4.50 | 4.25 | 3.75 | | | | | 4.42 | |
| Presentation | | | | 1.07 | 4.50 | 4.75 | 4.00 | 4.25 | 4.00 | | | | | 4.25 | |
| Skating Skills | | | | 1.07 | 4.75 | 4.75 | 4.50 | 4.50 | 3.75 | | | | | 4.58 | |
| Judges Total Program Component Score (factored) | | | | | | | | | | | 14.18 | | | | |
| Deductions: | | | | | | | | Falls | | | | | | | -0.50 (1) |
| | | | | | | | | | | | | | | | -0.50 |

| Rank | Name | Nation | Starting Number | Total Segment Score | Total Element Score | Total Program Component Score (factored) | | Total Deductions | | | | | | | |
|--|-------------------|--------|-----------------|---------------------|---------------------|--|------|------------------|------|----|--------------|----|----|------|-----------------|
| 30 | Albina APAKOVA | LAT | 33 | 25.69 | 12.49 | 13.20 | | 0.00 | | | | | | | |
| # | Executed Elements | Info | Base Value | GOE | J1 | J2 | J3 | J4 | J5 | J6 | J7 | J8 | J9 | Ref. | Scores of Panel |
| 1 | 2A<< | << | 1.10 | -0.51 | -5 | -4 | -5 | -5 | -4 | | | | | | 0.59 |
| 2 | 3S< | < | 3.44 | -1.03 | -3 | -3 | -3 | -3 | -2 | | | | | | 2.41 |
| 3 | 2Lz+2T | | 3.40 | -0.07 | -2 | 0 | 0 | -1 | 0 | | | | | | 3.33 |
| 4 | CCoSp2V | | 1.88 | 0.00 | 0 | 0 | 1 | 0 | 0 | | | | | | 1.88 |
| 5 | StSq2 | | 2.60 | -0.09 | 0 | 0 | -1 | 0 | -1 | | | | | | 2.51 |
| 6 | LSp2 | | 1.90 | -0.13 | -1 | 0 | 0 | -1 | -1 | | | | | | 1.77 |
| | | | 14.32 | | | | | | | | | | | | 12.49 |
| Program Components | | | | Factor | | | | | | | | | | | |
| Composition | | | | 1.07 | 4.50 | 4.25 | 4.00 | 4.00 | 3.50 | | | | | 4.08 | |
| Presentation | | | | 1.07 | 4.50 | 4.50 | 3.75 | 4.00 | 3.75 | | | | | 4.08 | |
| Skating Skills | | | | 1.07 | 4.25 | 4.50 | 4.00 | 4.25 | 3.50 | | | | | 4.17 | |
| Judges Total Program Component Score (factored) | | | | | | | | | | | 13.20 | | | | |
| Deductions: | | | | | | | | | | | | | | | 0.00 |




JUDGES DETAILS PER SKATER

ADVANCED NOVICE WOMEN SHORT PROGRAM

| Rank | Name | Nation | Starting Number | Total Segment Score | Total Element Score | Total Program Component Score (factored) | | Total Deductions | | | | | | | |
|--|-------------------|--------|-----------------|---------------------|---------------------|--|------|------------------|------|----|----|----|--------------|------|-----------------|
| 31 | Melani IVANOV | EST | 16 | 25.68 | 11.95 | 13.73 | | 0.00 | | | | | | | |
| # | Executed Elements | Info | Base Value | GOE | J1 | J2 | J3 | J4 | J5 | J6 | J7 | J8 | J9 | Ref. | Scores of Panel |
| 1 | 1A | | 1.10 | 0.11 | 1 | 1 | 1 | 1 | 1 | | | | | | 1.21 |
| 2 | 2F | | 1.80 | 0.18 | 1 | 1 | 1 | 1 | 2 | | | | | | 1.98 |
| 3 | CCoSp3 | | 3.00 | -0.30 | -1 | -1 | -1 | -1 | -1 | | | | | | 2.70 |
| 4 | 2Lz+COMBO | F | 2.10 | -1.05 | -5 | -5 | -5 | -5 | -5 | | | | | | 1.05 |
| 5 | StSq2 | | 2.60 | 0.09 | -1 | 0 | 1 | 1 | 0 | | | | | | 2.69 |
| 6 | LSp3 | | 2.40 | -0.08 | -2 | 0 | -1 | 0 | 0 | | | | | | 2.32 |
| | | | 13.00 | | | | | | | | | | | | 11.95 |
| Program Components | | | | Factor | | | | | | | | | | | |
| Composition | | | | 1.07 | 4.00 | 4.25 | 4.50 | 4.50 | 3.75 | | | | | 4.25 | |
| Presentation | | | | 1.07 | 3.75 | 4.50 | 4.25 | 4.50 | 4.00 | | | | | 4.25 | |
| Skating Skills | | | | 1.07 | 4.25 | 4.50 | 4.25 | 4.50 | 3.75 | | | | | 4.33 | |
| Judges Total Program Component Score (factored) | | | | | | | | | | | | | 13.73 | | |
| Deductions: | | | | | | | | | | | | | 0.00 | | |

| Rank | Name | Nation | Starting Number | Total Segment Score | Total Element Score | Total Program Component Score (factored) | | Total Deductions | | | | | | | |
|--|-------------------|--------|-----------------|---------------------|---------------------|--|------|------------------|------|----|----|----|--------------|------|-----------------|
| 32 | Arina KARSAKOVA | EST | 25 | 24.04 | 12.41 | 12.13 | | -0.50 | | | | | | | |
| # | Executed Elements | Info | Base Value | GOE | J1 | J2 | J3 | J4 | J5 | J6 | J7 | J8 | J9 | Ref. | Scores of Panel |
| 1 | 2A<< | F << | 1.10 | -0.55 | -5 | -5 | -5 | -5 | -5 | | | | | | 0.55 |
| 2 | 2Lz+2T | | 3.40 | -0.21 | -1 | -1 | -1 | 0 | -2 | | | | | | 3.19 |
| 3 | 2F | | 1.80 | 0.00 | 0 | 0 | 0 | 0 | 0 | | | | | | 1.80 |
| 4 | SSp3 | | 2.10 | 0.00 | 0 | -1 | 1 | 0 | 0 | | | | | | 2.10 |
| 5 | StSq2 | | 2.60 | -0.43 | 0 | -2 | -2 | -1 | -2 | | | | | | 2.17 |
| 6 | CCoSp3 | | 3.00 | -0.40 | -1 | -2 | -1 | -1 | -2 | | | | | | 2.60 |
| | | | 14.00 | | | | | | | | | | | | 12.41 |
| Program Components | | | | Factor | | | | | | | | | | | |
| Composition | | | | 1.07 | 4.00 | 3.25 | 4.00 | 4.00 | 3.50 | | | | | 3.83 | |
| Presentation | | | | 1.07 | 3.75 | 3.50 | 3.50 | 3.75 | 3.75 | | | | | 3.67 | |
| Skating Skills | | | | 1.07 | 4.00 | 3.75 | 3.75 | 4.00 | 3.75 | | | | | 3.83 | |
| Judges Total Program Component Score (factored) | | | | | | | | | | | | | 12.13 | | |
| Deductions: | | | | Time violation | | | | | | | | | -0.50 | | |


| Rank | Name | Nation | Starting Number | Total Segment Score | Total Element Score | Total Program Component Score (factored) | | Total Deductions | | | | | | | | |
|--|-------------------|--------|-----------------|---------------------|---------------------|--|------|------------------|------|----|----|----|--------------|-------|------|-----------------|
| 33 | Linnea HENRIKSEN | NOR | 27 | 23.22 | 10.38 | 12.84 | | 0.00 | | | | | | | | |
| # | Executed Elements | Info | Base Value | GOE | J1 | J2 | J3 | J4 | J5 | J6 | J7 | J8 | J9 | Bonus | Ref. | Scores of Panel |
| 1 | 2Ab | b | 3.30 | 0.33 | 1 | 2 | 1 | 0 | 1 | | | | | 1.00 | | 4.63 |
| 2 | 1F*+1T* | * * | 0.00 | 0.00 | - | - | - | - | - | | | | | | | 0.00 |
| 3 | 2Lz+2T* | * | 2.10 | -1.05 | -5 | -5 | -5 | -5 | -5 | | | | | | | 1.05 |
| 4 | SSp1 | | 1.30 | 0.04 | 0 | 0 | 1 | -1 | 1 | | | | | | | 1.34 |
| 5 | StSq1 | | 1.80 | 0.12 | 2 | 2 | 0 | 0 | -1 | | | | | | | 1.92 |
| 6 | CCoSp2V | | 1.88 | -0.44 | -2 | -1 | -3 | -2 | -3 | | | | | | | 1.44 |
| | | | 10.38 | | | | | | | | | | | | | 10.38 |
| Program Components | | | | Factor | | | | | | | | | | | | |
| Composition | | | | 1.07 | 4.50 | 5.00 | 3.75 | 4.00 | 3.50 | | | | | 4.08 | | |
| Presentation | | | | 1.07 | 4.25 | 5.25 | 3.25 | 4.00 | 3.25 | | | | | 3.83 | | |
| Skating Skills | | | | 1.07 | 4.50 | 5.25 | 3.50 | 4.25 | 3.50 | | | | | 4.08 | | |
| Judges Total Program Component Score (factored) | | | | | | | | | | | | | 12.84 | | | |
| Deductions: | | | | | | | | | | | | | 0.00 | | | |



Tallinn / EST

ISU Challenger Series
Tallinn Trophy 2024

November 11 - 17, 2024



JUDGES DETAILS PER SKATER

ADVANCED NOVICE WOMEN SHORT PROGRAM

| Rank | Name | Nation | Starting Number | Total Segment Score | Total Element Score | Total Program Component Score (factored) | | | | | | | | Total Deductions | |
|--|-------------------|--------|-----------------|---------------------|---------------------|--|------|------|------|----|----|----|----|------------------|-----------------|
| 34 | Daniela SMORODINA | EST | 1 | 22.28 | 9.44 | 12.84 | | | | | | | | 0.00 | |
| # | Executed Elements | Info | Base Value | GOE | J1 | J2 | J3 | J4 | J5 | J6 | J7 | J8 | J9 | Ref. | Scores of Panel |
| 1 | 2F+1T* | * | 1.80 | -0.90 | -5 | -5 | -5 | -5 | -5 | | | | | | 0.90 |
| 2 | 2A<< | F << | 1.10 | -0.55 | -5 | -5 | -5 | -5 | -5 | | | | | | 0.55 |
| 3 | SSp2 | | 1.60 | 0.00 | 1 | 0 | 0 | 0 | 0 | | | | | | 1.60 |
| 4 | 2Lz<< | << | 0.60 | -0.30 | -5 | -5 | -5 | -5 | -4 | | | | | | 0.30 |
| 5 | StSq2 | | 2.60 | 0.09 | 1 | 0 | -1 | 0 | 1 | | | | | | 2.69 |
| 6 | CCoSp3 | | 3.00 | 0.40 | 2 | 1 | 0 | 1 | 2 | | | | | | 3.40 |
| | | | 10.70 | | | | | | | | | | | | 9.44 |
| Program Components | | | | Factor | | | | | | | | | | | |
| Composition | | | | 1.07 | 4.50 | 3.50 | 3.50 | 3.75 | 4.25 | | | | | 3.83 | |
| Presentation | | | | 1.07 | 4.75 | 3.75 | 3.25 | 3.50 | 4.50 | | | | | 3.92 | |
| Skating Skills | | | | 1.07 | 4.50 | 4.50 | 3.25 | 3.75 | 4.50 | | | | | 4.25 | |
| Judges Total Program Component Score (factored) | | | | | | | | | | | | | | | 12.84 |
| Deductions: | | | | | | | | | | | | | | | 0.00 |

| Rank | Name | Nation | Starting Number | Total Segment Score | Total Element Score | Total Program Component Score (factored) | | | | | | | | Total Deductions | |
|--|-------------------|--------|-----------------|---------------------|---------------------|--|------|------|------|----|----|----|----|------------------|-----------------|
| 35 | Glafira USPENSKA | LAT | 10 | 22.06 | 9.67 | 12.39 | | | | | | | | 0.00 | |
| # | Executed Elements | Info | Base Value | GOE | J1 | J2 | J3 | J4 | J5 | J6 | J7 | J8 | J9 | Ref. | Scores of Panel |
| 1 | 2A | F * | 3.30 | -1.65 | -5 | -5 | -5 | -5 | -5 | | | | | | 1.65 |
| 2 | 1Lz* | * | 0.00 | 0.00 | - | - | - | - | - | | | | | | 0.00 |
| 3 | CCoSp2 | | 2.50 | -0.50 | -2 | -1 | -2 | -2 | -3 | | | | | | 2.00 |
| 4 | StSqB | | 1.50 | 0.05 | -1 | 1 | 0 | 1 | 0 | | | | | | 1.55 |
| 5 | 2F+2T | | 3.10 | -0.18 | -1 | 0 | -1 | -1 | -1 | | | | | | 2.92 |
| 6 | SSp2 | | 1.60 | -0.05 | -1 | 0 | 0 | 1 | -1 | | | | | | 1.55 |
| | | | 12.00 | | | | | | | | | | | | 9.67 |
| Program Components | | | | Factor | | | | | | | | | | | |
| Composition | | | | 1.07 | 3.75 | 4.75 | 3.50 | 4.25 | 3.75 | | | | | 3.92 | |
| Presentation | | | | 1.07 | 3.50 | 5.00 | 3.25 | 4.00 | 4.00 | | | | | 3.83 | |
| Skating Skills | | | | 1.07 | 3.75 | 4.50 | 3.50 | 4.00 | 3.75 | | | | | 3.83 | |
| Judges Total Program Component Score (factored) | | | | | | | | | | | | | | | 12.39 |
| Deductions: | | | | | | | | | | | | | | | 0.00 |

Legend:

| | | | | | | | |
|---|-----------------|-----|----------------------------|----|---|------|----------------|
| # | Sequence number | GOE | Grade of Execution | Jx | Judges (x=1-9) | Ref. | Referee |
| * | Invalid element | < | Under-rotated jump | << | Downgraded jump | ! | Not clear edge |
| F | Fall | q | Jump landed on the quarter | b | Bonus Point for jump added to the element score | | |

printed: 11.11.2024 22:28

Page 12 / 12

Official Partners

