

Tallinn / EST

ISU Challenger Series  
Tallinn Trophy 2024

November 11 - 17, 2024




## JUDGES DETAILS PER SKATER

### JUNIOR WOMEN FREE SKATING

Rank	Name	Nation	Starting Number	Total Segment Score	Total Element Score	Total Program Component Score (factored)				Total Deductions					
1	Josephine LEE	USA	39	120.75	63.56	57.19				0.00					
#	Executed Elements	Info	Base Value	GOE	J1	J2	J3	J4	J5	J6	J7	J8	J9	Ref.	Scores of Panel
1	3Lo		4.90	0.98	3	2	2	2	2						5.88
2	3Lz		5.90	0.98	1	2	2	1	2						6.88
3	3F+2T		6.60	1.06	2	3	2	2	2						7.66
4	3S		4.30	0.72	2	2	3	1	1						5.02
5	CCoSp4		3.50	1.05	3	2	3	3	4						4.55
6	3Lo<+2T	<	5.74	x -0.65	-1	-1	-3	-2	-2						5.09
7	3F<+2A+2A+SEQ	<	11.92	x -0.85	-2	-2	-3	-2	-2						11.07
8	3T		4.62	x 0.84	2	2	2	2	3						5.46
9	FCCoSp3		3.00	0.50	2	1	1	2	4						3.50
10	ChSq1		3.00	1.67	3	4	4	3	3						4.67
11	LSp4		2.70	1.08	4	4	4	2	5						3.78
			<b>56.18</b>												<b>63.56</b>
Program Components				Factor											
Composition				2.67	6.75	7.25	7.00	6.75	7.75					7.00	
Presentation				2.67	7.25	7.00	7.50	6.75	7.50					7.25	
Skating Skills				2.67	7.00	7.50	6.75	7.00	7.50					7.17	
<b>Judges Total Program Component Score (factored)</b>															<b>57.19</b>
<b>Deductions:</b>															<b>0.00</b>

Rank	Name	Nation	Starting Number	Total Segment Score	Total Element Score	Total Program Component Score (factored)				Total Deductions					
2	Leandra TZIMPOUKAKIS	SUI	43	117.74	63.22	54.52				0.00					
#	Executed Elements	Info	Base Value	GOE	J1	J2	J3	J4	J5	J6	J7	J8	J9	Ref.	Scores of Panel
1	3Lz+3T		10.10	0.79	0	2	0	2	3						10.89
2	3S		4.30	0.72	1	1	3	1	3						5.02
3	3Lo		4.90	-1.47	-3	-3	-4	-3	-2						3.43
4	FCCoSp3		2.80	0.28	0	2	0	1	2						3.08
5	2A		3.30	0.66	2	2	2	2	2						3.96
6	3Lz+2T		7.92	x 0.39	0	2	0	-1	2						8.31
7	3F+2Aq+2Lo+SEQ	q	11.33	x -0.88	-1	-1	-2	-2	-2						10.45
8	3F		5.83	x 0.35	0	1	0	1	3						6.18
9	CCoSp3		3.00	0.60	3	2	2	2	2						3.60
10	ChSq1		3.00	1.33	2	3	3	2	3						4.33
11	FCCoSp4		3.50	0.47	1	1	1	2	3						3.97
			<b>59.98</b>												<b>63.22</b>
Program Components				Factor											
Composition				2.67	6.50	7.50	7.00	6.25	7.50					7.00	
Presentation				2.67	6.50	7.00	6.50	6.75	7.00					6.75	
Skating Skills				2.67	6.50	6.75	6.75	6.50	7.25					6.67	
<b>Judges Total Program Component Score (factored)</b>															<b>54.52</b>
<b>Deductions:</b>															<b>0.00</b>



Tallinn / EST

ISU Challenger Series  
Tallinn Trophy 2024

November 11 - 17, 2024




## JUDGES DETAILS PER SKATER

### JUNIOR WOMEN FREE SKATING

Rank	Name	Nation	Starting Number	Total Segment Score	Total Element Score	Total Program Component Score (factored)				Total Deductions					
3	Maria Eliise KALJUVERE	EST	44	117.66	59.59	58.07				0.00					
#	Executed Elements	Info	Base Value	GOE	J1	J2	J3	J4	J5	J6	J7	J8	J9	Ref.	Scores of Panel
1	3Lze	e	4.72	-0.94	0	-1	-3	-3	-2						3.78
2	3F+3T<	<	8.66	-1.06	-1	-1	-3	-3	-2						7.60
3	3Lo+2T		6.20	0.98	2	2	2	2	3						7.18
4	3S		4.30	0.86	2	2	2	1	2						5.16
5	FCCoSp4		3.50	0.70	2	2	2	2	3						4.20
6	ChSq1		3.00	1.00	2	2	2	2	4						4.00
7	3F+2A+2T+SEQ		10.89	x 1.24	3	2	1	2	3						12.13
8	3Lo<	<	4.31	x -0.91	-1	-2	-3	-3	-2						3.40
9	2A	x	3.63	x 0.66	2	2	2	1	3						4.29
10	CCoSp4		3.50	0.93	3	2	2	3	3						4.43
11	LSp4		2.70	0.72	3	3	2	2	4						3.42
			<b>55.41</b>												<b>59.59</b>
Program Components				Factor											
Composition				2.67	6.75	7.75	7.25	7.25	7.50					7.33	
Presentation				2.67	7.25	7.00	7.25	7.00	7.75					7.17	
Skating Skills				2.67	7.25	7.50	7.00	7.00	7.50					7.25	
<b>Judges Total Program Component Score (factored)</b>															<b>58.07</b>
<b>Deductions:</b>															<b>0.00</b>

Rank	Name	Nation	Starting Number	Total Segment Score	Total Element Score	Total Program Component Score (factored)				Total Deductions					
4	Jana HORCICKOVA	CZE	36	111.47	60.28	51.19				0.00					
#	Executed Elements	Info	Base Value	GOE	J1	J2	J3	J4	J5	J6	J7	J8	J9	Ref.	Scores of Panel
1	3Lz+3T		10.10	0.39	1	1	0	0	1						10.49
2	3Lo		4.90	0.65	2	2	1	1	1						5.55
3	3Fe	e	4.24	-0.99	-1	-2	-4	-3	-2						3.25
4	2A		3.30	0.44	2	2	1	1	1						3.74
5	FCCoSp4		3.50	0.58	0	2	1	2	3						4.08
6	3Lz+2A+2T+SEQ		11.55	x 0.59	1	2	0	0	2						12.14
7	3S+2T	x	6.16	x 0.29	1	1	0	0	1						6.45
8	3T	x	4.62	x -1.26	-4	-3	-3	-3	-1						3.36
9	ChSq1		3.00	1.00	2	3	1	0	3						4.00
10	CCoSp4		3.50	0.93	2	3	2	3	3						4.43
11	LSp4		2.70	0.09	1	-1	-1	2	1						2.79
			<b>57.57</b>												<b>60.28</b>
Program Components				Factor											
Composition				2.67	6.00	7.00	6.75	5.75	6.75					6.50	
Presentation				2.67	6.25	6.75	6.25	6.00	6.75					6.42	
Skating Skills				2.67	6.25	6.75	5.75	6.00	6.50					6.25	
<b>Judges Total Program Component Score (factored)</b>															<b>51.19</b>
<b>Deductions:</b>															<b>0.00</b>



Tallinn / EST

ISU Challenger Series  
Tallinn Trophy 2024

November 11 - 17, 2024




## JUDGES DETAILS PER SKATER

### JUNIOR WOMEN FREE SKATING

Rank	Name	Nation	Starting Number	Total Segment Score	Total Element Score	Total Program Component Score (factored)				Total Deductions					
5	Aleksa VOLKOVA	CAN	40	103.59	49.31	54.28				0.00					
#	Executed Elements	Info	Base Value	GOE	J1	J2	J3	J4	J5	J6	J7	J8	J9	Ref.	Scores of Panel
1	3Lz+2T		7.20	-1.18	-2	-3	-2	-2	-2						6.02
2	3Lz		5.90	-0.79	-1	-2	-1	-3	0						5.11
3	3Lo		4.90	0.98	2	2	2	2	1						5.88
4	3T		4.20	0.42	0	1	2	0	2						4.62
5	LSp4		2.70	0.72	3	3	2	2	3						3.42
6	ChSq1		3.00	1.00	3	2	2	2	2						4.00
7	2Lz		2.31	x -0.63	-3	-3	-4	-3	-2						1.68
8	3S+2A+2Aq+SEQ	q	11.99	x -0.86	-2	-2	-2	-2	-2						11.13
9	CCoSp2V		1.88	0.06	0	0	0	1	3						1.94
10	2S		1.43	x 0.00	0	-1	1	0	0						1.43
11	FCCoSp4		3.50	0.58	2	0	1	2	2						4.08
			<b>49.01</b>												<b>49.31</b>
Program Components				Factor											
Composition				2.67	6.50	6.75	6.75	7.00	7.25						6.83
Presentation				2.67	6.25	6.25	6.75	7.25	7.25						6.75
Skating Skills				2.67	6.50	6.50	7.00	6.75	7.00						6.75
<b>Judges Total Program Component Score (factored)</b>															<b>54.28</b>
<b>Deductions:</b>															<b>0.00</b>


Rank	Name	Nation	Starting Number	Total Segment Score	Total Element Score	Total Program Component Score (factored)				Total Deductions					
6	Stefania YAKOVLEVA	CYP	38	102.85	54.78	48.07				0.00					
#	Executed Elements	Info	Base Value	GOE	J1	J2	J3	J4	J5	J6	J7	J8	J9	Ref.	Scores of Panel
1	3Lz		5.90	0.98	2	2	2	1	1						6.88
2	3F!+2A+2A+SEQ	!	11.90	-0.35	0	-1	0	-1	-1						11.55
3	3Lo+2T		6.20	-0.33	-1	-1	0	-1	0						5.87
4	3S+2T		5.60	0.00	0	0	0	-2	0						5.60
5	FCSp3		2.80	0.09	-1	0	1	0	1						2.89
6	ChSq1		3.00	0.00	1	1	0	-1	-1						3.00
7	3Loq	q	5.39	x -1.14	-2	-2	-3	-3	-2						4.25
8	3T		4.62	x -1.26	-3	-3	-4	-3	-3						3.36
9	3S		4.73	x -0.57	-1	0	-3	-2	-1						4.16
10	CCoSp3		3.00	0.60	2	2	2	0	2						3.60
11	FCCoSp4		3.50	0.12	1	1	0	0	0						3.62
			<b>56.64</b>												<b>54.78</b>
Program Components				Factor											
Composition				2.67	5.75	6.75	6.25	4.75	5.50						5.83
Presentation				2.67	6.25	6.50	6.00	5.25	5.50						5.92
Skating Skills				2.67	6.25	6.75	6.75	5.50	5.75						6.25
<b>Judges Total Program Component Score (factored)</b>															<b>48.07</b>
<b>Deductions:</b>															<b>0.00</b>



Tallinn / EST

ISU Challenger Series  
Tallinn Trophy 2024

November 11 - 17, 2024




## JUDGES DETAILS PER SKATER

### JUNIOR WOMEN FREE SKATING

Rank	Name	Nation	Starting Number	Total Segment Score	Total Element Score	Total Program Component Score (factored)				Total Deductions					
7	Chiara SCHOELL	SUI	37	98.10	49.92	49.18				-1.00					
#	Executed Elements	Info	Base Value	GOE	J1	J2	J3	J4	J5	J6	J7	J8	J9	Ref.	Scores of Panel
1	3Lz<	F <	4.72	-2.36	-5	-5	-5	-5	-5						2.36
2	3F!+1Eu+2S	!	7.10	-1.24	-2	-2	-3	-3	-2						5.86
3	3Lo		4.90	0.65	1	2	1	1	2						5.55
4	2A		3.30	0.33	1	1	0	1	1						3.63
5	FCSp4		3.20	0.11	0	1	0	1	0						3.31
6	ChSq1		3.00	0.50	1	1	1	2	1						3.50
7	3Lz+2T		7.92	x 0.59	1	1	0	1	2						8.51
8	3S+2T		6.16	x 0.29	1	1	0	0	1						6.45
9	3T		4.62	x 0.00	0	0	0	0	1						4.62
10	CCoSp4		3.50	-0.47	-2	-1	-2	0	-1						3.03
11	FCCoSp3		3.00	0.10	0	1	0	0	1						3.10
			<b>51.42</b>												<b>49.92</b>
Program Components				Factor											
Composition				2.67	6.00	6.25	6.50	6.25	6.00					6.17	
Presentation				2.67	5.50	5.75	6.25	6.00	6.25					6.00	
Skating Skills				2.67	5.50	6.50	6.50	6.25	6.00					6.25	
<b>Judges Total Program Component Score (factored)</b>														<b>49.18</b>	
<b>Deductions:</b>			Falls	-1.00	(1)							<b>-1.00</b>			


Rank	Name	Nation	Starting Number	Total Segment Score	Total Element Score	Total Program Component Score (factored)				Total Deductions					
8	Alexandra ODMAN	SWE	42	91.40	43.46	48.94				-1.00					
#	Executed Elements	Info	Base Value	GOE	J1	J2	J3	J4	J5	J6	J7	J8	J9	Ref.	Scores of Panel
1	3Lo+2T		6.20	0.49	1	1	1	0	1						6.69
2	3Lz	F	5.90	-2.95	-5	-5	-5	-5	-5						2.95
3	2A		3.30	-0.99	-3	-3	-4	-3	-3						2.31
4	ChSq1		3.00	0.67	1	2	2	1	1						3.67
5	3Lo		4.90	-2.45	-5	-5	-5	-5	-4						2.45
6	FCSp4		3.20	0.64	2	2	2	2	2						3.84
7	SSp4		2.50	0.33	2	1	1	2	1						2.83
8	3S<+1A+2Lo+SEQ	<	6.86	x -1.03	-3	-3	-3	-3	-2						5.83
9	3T+3T<	<	8.32	x -1.26	-3	-3	-3	-3	-2						7.06
10	2F		1.98	x 0.00	0	0	0	0	1						1.98
11	CCoSp4		3.50	0.35	1	1	1	1	1						3.85
			<b>49.66</b>												<b>43.46</b>
Program Components				Factor											
Composition				2.67	6.00	6.50	6.50	5.75	6.25					6.25	
Presentation				2.67	5.75	6.25	6.25	5.75	6.25					6.08	
Skating Skills				2.67	5.75	6.50	6.00	6.00	6.00					6.00	
<b>Judges Total Program Component Score (factored)</b>														<b>48.94</b>	
<b>Deductions:</b>			Falls	-1.00	(1)							<b>-1.00</b>			



Tallinn / EST

ISU Challenger Series  
Tallinn Trophy 2024

November 11 - 17, 2024




## JUDGES DETAILS PER SKATER

### JUNIOR WOMEN FREE SKATING

Rank	Name	Nation	Starting Number	Total Segment Score	Total Element Score	Total Program Component Score (factored)				Total Deductions					
9	Reese ROSE	CAN	35	90.72	43.00	48.72				-1.00					
#	Executed Elements	Info	Base Value	GOE	J1	J2	J3	J4	J5	J6	J7	J8	J9	Ref.	Scores of Panel
1	2T+3T		5.50	0.56	1	2	2	1	1						6.06
2	2Lz	F	2.10	-1.05	-5	-4	-5	-5	-5						1.05
3	3Fq	q	5.30	-0.71	-1	-1	-1	-2	-2						4.59
4	FCCoSp4		3.50	0.93	3	2	3	3	-1						4.43
5	1Lo+2T		1.80	-0.04	-1	0	-1	0	0						1.76
6	2S+2A+1T+SEQ		5.50	x 0.00	0	0	0	0	0						5.50
7	CCoSp4		3.50	1.05	3	3	4	3	3						4.55
8	3Lo		5.39	x -0.16	0	1	-1	-1	0						5.23
9	ChSq1		3.00	1.17	2	3	3	2	1						4.17
10	2A		3.63	x -0.77	-3	-2	-4	-2	-2						2.86
11	FSSp4		3.00	-0.20	0	-1	-1	1	-1						2.80
			<b>42.22</b>												<b>43.00</b>
Program Components				Factor											
Composition				2.67	6.00	7.25	6.50	5.75	5.50					6.08	
Presentation				2.67	5.50	6.25	6.25	5.50	5.00					5.75	
Skating Skills				2.67	6.00	7.00	7.25	6.25	5.75					6.42	
<b>Judges Total Program Component Score (factored)</b>															<b>48.72</b>
<b>Deductions:</b>		Falls	-1.00 (1)												<b>-1.00</b>


Rank	Name	Nation	Starting Number	Total Segment Score	Total Element Score	Total Program Component Score (factored)				Total Deductions					
10	Natasa JERMOLICKA	LAT	31	90.42	52.16	38.26				0.00					
#	Executed Elements	Info	Base Value	GOE	J1	J2	J3	J4	J5	J6	J7	J8	J9	Ref.	Scores of Panel
1	3Lz<	<	4.72	-1.10	-3	-2	-3	-2	-2						3.62
2	3F+2T		6.60	0.53	1	1	1	-1	2						7.13
3	3F		5.30	0.35	0	1	1	0	1						5.65
4	CCoSp4		3.50	0.47	1	2	1	0	2						3.97
5	3Lo+2T+2Lo		7.90	0.00	0	0	-1	0	2						7.90
6	3S+2A+SEQ		8.36	x -0.57	-1	-1	-2	-2	0						7.79
7	3Lo		5.39	x 0.49	1	1	1	0	2						5.88
8	2A<	<	2.90	x -1.32	-5	-5	-5	-5	-2						1.58
9	ChSq1		3.00	0.67	1	2	0	1	3						3.67
10	FCSp3		2.80	-0.47	-2	-2	-2	-1	-1						2.33
11	LSp3		2.40	0.24	1	1	1	1	2						2.64
			<b>52.87</b>												<b>52.16</b>
Program Components				Factor											
Composition				2.67	4.75	4.50	4.00	5.00	6.00					4.75	
Presentation				2.67	4.50	4.25	4.00	4.75	6.25					4.50	
Skating Skills				2.67	5.00	4.75	4.50	5.50	6.00					5.08	
<b>Judges Total Program Component Score (factored)</b>															<b>38.26</b>
<b>Deductions:</b>															<b>0.00</b>



Tallinn / EST

ISU Challenger Series  
Tallinn Trophy 2024

November 11 - 17, 2024



## JUDGES DETAILS PER SKATER

### JUNIOR WOMEN FREE SKATING

Rank	Name	Nation	Starting Number	Total Segment Score	Total Element Score	Total Program Component Score (factored)				Total Deductions					
11	Lorna MACKOVA	SVK	32	90.01	47.75	42.26				0.00					
#	Executed Elements	Info	Base Value	GOE	J1	J2	J3	J4	J5	J6	J7	J8	J9	Ref.	Scores of Panel
1	3Lz+2T		7.20	-0.20	-1	1	-1	-1	1						7.00
2	3F		5.30	0.18	0	1	0	0	2						5.48
3	3Lz		5.90	0.20	0	0	0	1	3						6.10
4	3S		4.30	0.86	2	2	2	1	3						5.16
5	FCCoSp2V		1.88	-0.19	-1	-2	-1	0	-1						1.69
6	3T<+2T+2Lo	<	7.00	x -1.68	-5	-5	-5	-5	-2						5.32
7	3S+1A+SEQ		5.94	x -0.86	-2	-2	-2	-2	-2						5.08
8	ChSq1		3.00	0.33	2	1	0	0	1						3.33
9	2A		3.63	x -0.88	-3	-2	-4	-3	-2						2.75
10	CCoSp3		3.00	0.20	1	0	0	1	2						3.20
11	LSp3		2.40	0.24	1	1	1	1	2						2.64
			<b>49.55</b>												<b>47.75</b>
Program Components				Factor											
Composition				2.67	5.00	5.00	5.25	4.75	6.25					5.08	
Presentation				2.67	5.25	5.25	5.00	5.00	6.00					5.17	
Skating Skills				2.67	5.25	5.75	5.50	5.50	6.00					5.58	
<b>Judges Total Program Component Score (factored)</b>															<b>42.26</b>

Deductions:


0.00

Rank	Name	Nation	Starting Number	Total Segment Score	Total Element Score	Total Program Component Score (factored)				Total Deductions					
12	Ilona van STEENBERGHE	BEL	29	89.05	45.45	43.60				0.00					
#	Executed Elements	Info	Base Value	GOE	J1	J2	J3	J4	J5	J6	J7	J8	J9	Ref.	Scores of Panel
1	3T+2T		5.50	0.42	1	1	1	1	1						5.92
2	3S+2A+2Lo+SEQ		9.30	0.00	0	0	0	1	0						9.30
3	3T		4.20	0.00	0	-1	0	0	0						4.20
4	FCCoSp4		3.50	0.47	1	2	2	1	-1						3.97
5	3S		4.30	-1.29	-3	-3	-3	-3	-2						3.01
6	2Lz+2T		3.74	x 0.00	0	0	-1	0	0						3.74
7	2A		3.63	x -0.99	-3	-2	-3	-3	-3						2.64
8	2Lz		2.31	x 0.00	0	0	-1	0	0						2.31
9	ChSq1		3.00	0.50	1	1	1	0	1						3.50
10	CCoSp4		3.50	0.12	1	0	0	1	-1						3.62
11	LSp4		2.70	0.54	2	2	2	2	3						3.24
			<b>45.68</b>												<b>45.45</b>
Program Components				Factor											
Composition				2.67	5.25	5.50	5.50	5.50	4.50					5.42	
Presentation				2.67	5.50	5.75	5.50	5.75	5.00					5.58	
Skating Skills				2.67	4.75	5.75	5.75	5.50	4.50					5.33	
<b>Judges Total Program Component Score (factored)</b>															<b>43.60</b>

Deductions:

0.00


Official Partners



Tallinn / EST

ISU Challenger Series  
Tallinn Trophy 2024

November 11 - 17, 2024



## JUDGES DETAILS PER SKATER



### JUNIOR WOMEN FREE SKATING

Rank	Name	Nation	Starting Number	Total Segment Score	Total Element Score	Total Program Component Score (factored)				Total Deductions					
13	Safiya ABAYEVA	KAZ	30	84.45	46.82	37.63				0.00					
#	Executed Elements	Info	Base Value	GOE	J1	J2	J3	J4	J5	J6	J7	J8	J9	Ref.	Scores of Panel
1	3F+2A+SEQ		8.60	0.00	0	1	0	-1	0						8.60
2	3Lo		4.90	-0.33	0	-1	-2	-1	0						4.57
3	3S+2T		5.60	0.00	0	1	0	0	0						5.60
4	CCoSp3		3.00	0.00	-1	0	1	-1	2						3.00
5	3T		4.20	-1.82	-4	-5	-4	-5	-4						2.38
6	ChSq1		3.00	0.17	1	1	0	-1	0						3.17
7	2A+1Eu+2S		5.61	x 0.33	1	1	1	0	1						5.94
8	3S		4.73	x -0.14	0	1	-1	-1	0						4.59
9	2F		1.98	x 0.00	0	0	0	0	0						1.98
10	FCSp4		3.20	0.64	2	2	2	2	1						3.84
11	LSp4		2.70	0.45	2	1	1	2	2						3.15
			<b>47.52</b>												<b>46.82</b>
Program Components				Factor											
Composition				2.67	5.50	4.00	4.50	4.50	5.00					4.67	
Presentation				2.67	5.50	4.25	4.00	4.50	4.75					4.50	
Skating Skills				2.67	5.75	4.75	4.75	5.25	4.75					4.92	
<b>Judges Total Program Component Score (factored)</b>											<b>37.63</b>				

Deductions:

0.00

Rank	Name	Nation	Starting Number	Total Segment Score	Total Element Score	Total Program Component Score (factored)				Total Deductions					
14	Annika PELLONMAA	FIN	24	84.29	48.24	38.05				-2.00					
#	Executed Elements	Info	Base Value	GOE	J1	J2	J3	J4	J5	J6	J7	J8	J9	Ref.	Scores of Panel
1	3T+3T	F	8.40	-2.10	-5	-5	-5	-5	-5						6.30
2	3Lo		4.90	-1.47	-3	-3	-4	-3	-3						3.43
3	3F		5.30	0.18	0	0	1	0	1						5.48
4	3Lz<<	F <<	2.10	-1.05	-5	-5	-5	-5	-5						1.05
5	FSSp3		2.60	0.43	2	2	2	1	0						3.03
6	FCCoSp4		3.50	-0.23	-1	0	0	-1	-2						3.27
7	2A+1Eu+3S		8.91	x -0.14	0	-2	0	-1	1						8.77
8	ChSq1		3.00	0.33	0	1	0	1	1						3.33
9	3Lo+2T		6.82	x 0.00	0	0	0	0	1						6.82
10	2A		3.63	x 0.33	1	1	1	2	1						3.96
11	CCoSp4		3.50	-0.70	-2	-2	-3	1	-2						2.80
			<b>52.66</b>												<b>48.24</b>
Program Components				Factor											
Composition				2.67	5.25	4.75	4.75	4.75	4.50					4.75	
Presentation				2.67	5.50	4.75	4.50	4.50	4.75					4.67	
Skating Skills				2.67	5.50	4.50	4.50	5.25	4.75					4.83	
<b>Judges Total Program Component Score (factored)</b>											<b>38.05</b>				
<b>Deductions:</b>			Falls	-2.00 (2)							<b>-2.00</b>				



## JUDGES DETAILS PER SKATER JUNIOR WOMEN FREE SKATING

Rank	Name	Nation	Starting Number	Total Segment Score	Total Element Score	Total Program Component Score (factored)	Total Deductions
15	Marta Helena PRANGEL	EST	34	82.52	42.69	41.83	-2.00

#	Executed Elements	Info	Base Value	GOE	J1	J2	J3	J4	J5	J6	J7	J8	J9	Ref.	Scores of Panel
1	3Lo		4.90	0.33	1	1	2	0	0						5.23
2	3Lz	F	5.90	-2.95	-5	-5	-5	-5	-5						2.95
3	3S+1A+2A+SEQ		8.70	0.29	0	2	1	1	0						8.99
4	CCoSp4		3.50	0.00	0	0	0	0	1						3.50
5	2Lz<<+COMBO+2T*	<< *	0.60	-0.30	-5	-5	-5	-5	-4						0.30
6	3T<	F <	3.70	x -1.68	-5	-5	-5	-5	-5						2.02
7	FCCoSp4		3.50	-0.12	-1	1	1	-1	-1						3.38
8	ChSq1		3.00	0.33	0	2	2	0	-1						3.33
9	3S		4.73	x 0.14	0	1	2	0	0						4.87
10	2A+2T		5.06	x 0.00	0	0	0	0	0						5.06
11	LSp4		2.70	0.36	2	1	1	1	2						3.06
			<b>46.29</b>												<b>42.69</b>
<b>Program Components</b>				<b>Factor</b>											
Composition				2.67	5.00	5.50	5.50	5.00	4.75						5.17
Presentation				2.67	5.00	5.25	5.75	5.25	4.50						5.17
Skating Skills				2.67	5.25	5.50	6.00	5.25	4.75						5.33
<b>Judges Total Program Component Score (factored)</b>															<b>41.83</b>


<b>Deductions:</b>	Falls	-2.00 (2)	<b>-2.00</b>
--------------------	-------	-----------	--------------

Rank	Name	Nation	Starting Number	Total Segment Score	Total Element Score	Total Program Component Score (factored)	Total Deductions
16	Nicole de ROSA	ITA	15	82.30	44.58	38.72	-1.00

#	Executed Elements	Info	Base Value	GOE	J1	J2	J3	J4	J5	J6	J7	J8	J9	Ref.	Scores of Panel
1	3S+2A+2T+SEQ		8.90	0.43	1	1	0	1	1						9.33
2	3Lo<	F <	3.92	-1.96	-5	-5	-5	-5	-5						1.96
3	3S		4.30	0.00	0	1	0	0	0						4.30
4	3T		4.20	-1.26	-3	-3	-4	-3	-2						2.94
5	FCCoSp4		3.50	0.23	1	1	0	0	2						3.73
6	3T+1T		5.06	x -0.28	0	-2	-1	-1	0						4.78
7	CCoSp3		3.00	0.50	2	2	1	1	2						3.50
8	2Lz+2Lo		4.18	x 0.14	1	0	1	0	1						4.32
9	ChSq1		3.00	0.67	1	2	1	1	3						3.67
10	2A		3.63	x 0.11	1	0	0	-1	1						3.74
11	SSp3		2.10	0.21	2	1	0	1	1						2.31
			<b>45.79</b>												<b>44.58</b>
<b>Program Components</b>				<b>Factor</b>											
Composition				2.67	5.25	4.25	3.50	4.75	6.00						4.75
Presentation				2.67	5.25	4.50	3.25	4.75	6.00						4.83
Skating Skills				2.67	5.50	4.75	4.50	4.50	5.75						4.92
<b>Judges Total Program Component Score (factored)</b>															<b>38.72</b>

<b>Deductions:</b>	Falls	-1.00 (1)	<b>-1.00</b>
--------------------	-------	-----------	--------------





Tallinn / EST

ISU Challenger Series  
Tallinn Trophy 2024

November 11 - 17, 2024




## JUDGES DETAILS PER SKATER

### JUNIOR WOMEN FREE SKATING

Rank	Name	Nation	Starting Number	Total Segment Score	Total Element Score	Total Program Component Score (factored)				Total Deductions					
17	Sofiia HRYHORENKO	UKR	26	81.54	44.71	37.83				-1.00					
#	Executed Elements	Info	Base Value	GOE	J1	J2	J3	J4	J5	J6	J7	J8	J9	Ref.	Scores of Panel
1	3Lz+2A+SEQ		9.20	0.98	2	2	0	1	2						10.18
2	3F!+1Eu+2S	!	7.10	-0.53	-1	-1	-1	-2	-1						6.57
3	3F!	!	5.30	-0.53	0	-1	-1	-2	-1						4.77
4	3Lo+2T		6.20	0.49	1	1	0	1	1						6.69
5	2T		1.30	0.04	0	1	1	0	0						1.34
6	FCSp3		2.80	0.28	1	1	0	2	1						3.08
7	ChSq1		3.00	-0.50	-1	0	-2	-2	1						2.50
8	3Lz	F	6.49	x -2.95	-5	-5	-5	-5	-5						3.54
9	1A		1.21	x 0.00	0	0	-1	0	0						1.21
10	CCoSp2		2.50	0.17	0	1	1	2	0						2.67
11	LSp3		2.40	-0.24	0	-1	-1	-1	-1						2.16
			<b>47.50</b>												<b>44.71</b>
Program Components				Factor											
Composition				2.67	3.75	6.00	3.75	4.50	4.75					4.33	
Presentation				2.67	4.25	5.50	4.00	4.75	5.00					4.67	
Skating Skills				2.67	5.25	6.25	4.75	5.25	5.00					5.17	
<b>Judges Total Program Component Score (factored)</b>											<b>37.83</b>				
<b>Deductions:</b>		Falls	-1.00 (1)											<b>-1.00</b>	


Rank	Name	Nation	Starting Number	Total Segment Score	Total Element Score	Total Program Component Score (factored)				Total Deductions					
18	Annalisa URSINO	ITA	25	80.57	38.30	42.27				0.00					
#	Executed Elements	Info	Base Value	GOE	J1	J2	J3	J4	J5	J6	J7	J8	J9	Ref.	Scores of Panel
1	3T<	<	3.36	-1.68	-5	-5	-5	-5	-2						1.68
2	2A		3.30	0.22	0	2	1	1	0						3.52
3	3Lo+2A+SEQ		8.20	-0.33	-2	-2	3	-1	1						7.87
4	3Lo<	<	3.92	-1.44	-5	-3	-3	-5	-2						2.48
5	FCSp4		3.20	-0.11	-1	-1	-1	2	1						3.09
6	3S<+2T	<	5.21	x -1.49	-4	-5	-4	-5	-2						3.72
7	ChSq1		3.00	-0.33	0	0	-1	-1	-1						2.67
8	3S<	<	3.78	x -1.15	-3	-4	-3	-5	-2						2.63
9	2Lz+2Lo+2Lo		6.05	x -0.07	-1	-1	0	0	0						5.98
10	CCoSp3		3.00	-0.30	-2	-1	1	-1	-1						2.70
11	SSp3		2.10	-0.14	0	-1	-2	1	-1						1.96
			<b>45.12</b>												<b>38.30</b>
Program Components				Factor											
Composition				2.67	5.00	6.50	5.50	5.25	5.00					5.25	
Presentation				2.67	5.50	6.25	5.50	5.50	5.00					5.50	
Skating Skills				2.67	4.50	5.50	5.75	5.00	4.75					5.08	
<b>Judges Total Program Component Score (factored)</b>											<b>42.27</b>				
<b>Deductions:</b>															<b>0.00</b>



## JUDGES DETAILS PER SKATER JUNIOR WOMEN FREE SKATING

Rank	Name	Nation	Starting Number	Total Segment Score	Total Element Score	Total Program Component Score (factored)				Total Deductions					
19	Elizabeth NOU	EST	33	79.69	39.97	42.72				-3.00					
#	Executed Elements	Info	Base Value	GOE	J1	J2	J3	J4	J5	J6	J7	J8	J9	Ref.	Scores of Panel
1	2A+1Eu+3S		8.10	-0.14	0	0	-2	0	-1						7.96
2	3Lzq+2A+SEQ		9.20	-0.98	-2	-2	-1	-2	-1						8.22
3	3F<	F <	4.24	-2.12	-5	-5	-5	-5	-5						2.12
4	FCCoSp4		3.50	0.00	-1	0	0	0	1						3.50
5	3F<+REP	F <	2.97	-2.12	-5	-5	-5	-5	-5						0.85
6	2Lo		1.87	x 0.06	1	0	2	0	0						1.93
7	3Lz<	<	5.19	x -1.26	-2	-3	-3	-5	-2						3.93
8	CCoSp4		3.50	0.47	1	1	1	2	2						3.97
9	ChSq1		3.00	0.83	1	2	2	2	1						3.83
10	2T	F	1.43	x -0.65	-5	-5	-5	-5	-5						0.78
11	LSp3		2.40	0.48	3	1	2	2	2						2.88
			<b>45.40</b>												<b>39.97</b>
Program Components				Factor											
Composition				2.67	5.25	5.00	5.50	5.25	5.50					5.33	
Presentation				2.67	5.00	4.75	5.75	5.50	5.25					5.25	
Skating Skills				2.67	5.50	5.50	5.50	5.25	5.25					5.42	
<b>Judges Total Program Component Score (factored)</b>											<b>42.72</b>				
<b>Deductions:</b>			Falls	-3.00 (3)											<b>-3.00</b>

Rank	Name	Nation	Starting Number	Total Segment Score	Total Element Score	Total Program Component Score (factored)				Total Deductions					
20	Alice WESTLING	SWE	28	79.18	38.25	40.93				0.00					
#	Executed Elements	Info	Base Value	GOE	J1	J2	J3	J4	J5	J6	J7	J8	J9	Ref.	Scores of Panel
1	3T+2T+2Lo		7.20	-0.84	-2	-2	-1	-2	-2						6.36
2	3Lo		4.90	0.49	1	2	1	1	1						5.39
3	3S+2T		5.60	0.00	0	2	0	0	0						5.60
4	CCoSp4		3.50	0.35	1	1	0	1	1						3.85
5	2Lo		1.70	-0.34	-2	-2	-2	-2	-2						1.36
6	3T+SEQ+1A*	*	4.62	x -1.26	-3	-3	-3	-3	-2						3.36
7	2A		3.63	x -1.65	-5	-5	-5	-5	-4						1.98
8	2F		1.98	x 0.00	0	0	0	0	0						1.98
9	FCSp3		2.80	-0.09	-2	0	0	0	-1						2.71
10	SSp4		2.50	0.33	2	2	1	1	1						2.83
11	ChSq1		3.00	-0.17	-1	2	0	0	-1						2.83
			<b>41.43</b>												<b>38.25</b>
Program Components				Factor											
Composition				2.67	4.75	6.00	5.25	5.25	4.50					5.08	
Presentation				2.67	4.50	5.50	5.25	5.00	4.75					5.00	
Skating Skills				2.67	5.00	5.75	5.50	5.25	4.50					5.25	
<b>Judges Total Program Component Score (factored)</b>											<b>40.93</b>				
<b>Deductions:</b>														<b>0.00</b>	



Tallinn / EST

ISU Challenger Series  
Tallinn Trophy 2024

November 11 - 17, 2024




## JUDGES DETAILS PER SKATER

### JUNIOR WOMEN FREE SKATING

Rank	Name	Nation	Starting Number	Total Segment Score	Total Element Score	Total Program Component Score (factored)				Total Deductions					
21	Lena EKKER	HUN	27	78.41	37.57	41.84				-1.00					
#	Executed Elements	Info	Base Value	GOE	J1	J2	J3	J4	J5	J6	J7	J8	J9	Ref.	Scores of Panel
1	3F<	<	4.24	-2.12	-5	-5	-5	-5	-4						2.12
2	3F<+2T	<	5.54	-0.99	-2	-2	-3	-3	0						4.55
3	3T		4.20	-0.56	-3	0	-2	-1	-1						3.64
4	1A<<	F <<	0.00	0.00	-	-	-	-	-						0.00
5	FCCoSp3V		2.25	0.23	1	1	1	0	1						2.48
6	1A+1Eu+2S		3.19	x -0.04	0	0	-2	-1	0						3.15
7	ChSq1		3.00	0.67	1	2	2	1	0						3.67
8	3S+2T		6.16	x 0.14	1	1	0	0	0						6.30
9	3S		4.73	x -0.57	-1	-2	-2	-1	-1						4.16
10	CCoSp4		3.50	0.58	1	2	2	2	1						4.08
11	LSp4		2.70	0.72	3	3	2	3	2						3.42
			<b>39.51</b>												<b>37.57</b>
Program Components				Factor											
Composition				2.67	5.50	5.50	5.25	5.00	4.75					5.25	
Presentation				2.67	5.25	5.25	5.50	5.25	4.75					5.25	
Skating Skills				2.67	5.25	5.75	5.25	5.00	4.25					5.17	
<b>Judges Total Program Component Score (factored)</b>													<b>41.84</b>		
<b>Deductions:</b>			Falls	-1.00	(1)									<b>-1.00</b>	


Rank	Name	Nation	Starting Number	Total Segment Score	Total Element Score	Total Program Component Score (factored)				Total Deductions					
22	Paula BELEVICA	LAT	23	77.45	38.61	39.84				-1.00					
#	Executed Elements	Info	Base Value	GOE	J1	J2	J3	J4	J5	J6	J7	J8	J9	Ref.	Scores of Panel
1	3Lz+1A+SEQ		7.00	0.20	1	0	0	0	1						7.20
2	3T+2T		5.50	0.28	1	1	0	0	1						5.78
3	FCCSp3		2.80	0.28	1	1	0	1	1						3.08
4	2A		3.30	-0.33	-1	-1	-1	-1	1						2.97
5	3Tq	F q	4.20	-2.10	-5	-5	-5	-5	-5						2.10
6	2F+1Eu+2S		3.96	x -0.24	-2	-1	-2	-1	-1						3.72
7	ChSq1		3.00	0.67	1	1	2	1	2						3.67
8	2F		1.98	x 0.00	0	0	0	0	1						1.98
9	2Lz		2.31	x 0.07	1	0	0	0	1						2.38
10	CCoSp3		3.00	-0.10	-2	0	0	-1	1						2.90
11	SSp4		2.50	0.33	2	1	1	3	1						2.83
			<b>39.55</b>												<b>38.61</b>
Program Components				Factor											
Composition				2.67	4.75	5.50	4.50	4.75	5.00					4.83	
Presentation				2.67	5.25	5.25	4.50	5.00	5.25					5.17	
Skating Skills				2.67	5.25	4.75	4.75	4.75	5.25					4.92	
<b>Judges Total Program Component Score (factored)</b>													<b>39.84</b>		
<b>Deductions:</b>			Falls	-1.00	(1)									<b>-1.00</b>	



Tallinn / EST

ISU Challenger Series  
Tallinn Trophy 2024


November 11 - 17, 2024



## JUDGES DETAILS PER SKATER

### JUNIOR WOMEN FREE SKATING


Rank	Name	Nation	Starting Number	Total Segment Score	Total Element Score	Total Program Component Score (factored)				Total Deductions					
23	Laura Isabel KOPPEL	EST	14	75.85	41.56	34.29				0.00					
#	Executed Elements	Info	Base Value	GOE	J1	J2	J3	J4	J5	J6	J7	J8	J9	Ref.	Scores of Panel
1	2A		3.30	0.55	2	2	1	1	2						3.85
2	3S+2T		5.60	0.29	0	1	0	1	2						5.89
3	FCSp3		2.80	0.28	1	1	1	0	1						3.08
4	2A		3.30	0.33	1	1	2	0	1						3.63
5	2Lz+2T+2Lo		5.10	-0.07	-1	-1	0	0	1						5.03
6	3S		4.73	x 0.43	0	1	1	1	1						5.16
7	CCoSp3		3.00	0.30	1	1	0	1	1						3.30
8	2F+2Lo		3.85	x 0.00	0	0	0	-1	1						3.85
9	ChSq1		3.00	-0.33	-2	0	-2	0	2						2.67
10	2Lz		2.31	x 0.00	0	0	-1	0	1						2.31
11	LSp4		2.70	0.09	0	0	1	-1	2						2.79
			<b>39.69</b>												<b>41.56</b>
Program Components			Factor												
Composition			2.67	4.00	4.50	4.50	4.50	5.50					4.50		
Presentation			2.67	4.25	3.50	3.50	4.00	5.50					3.92		
Skating Skills			2.67	4.75	4.25	4.25	4.25	5.75					4.42		
<b>Judges Total Program Component Score (factored)</b>													<b>34.29</b>		
<b>Deductions:</b>															<b>0.00</b>
Rank	Name	Nation	Starting Number	Total Segment Score	Total Element Score	Total Program Component Score (factored)				Total Deductions					
24	Pernille WITH	NOR	20	73.15	39.56	35.59				-2.00					
#	Executed Elements	Info	Base Value	GOE	J1	J2	J3	J4	J5	J6	J7	J8	J9	Ref.	Scores of Panel
1	2A+3T		7.50	-0.42	-1	-1	-1	-1	-2						7.08
2	3Lo<	F <	3.92	-1.96	-5	-5	-5	-5	-5						1.96
3	3T	F	4.20	-2.10	-5	-5	-5	-5	-5						2.10
4	3S+2T		5.60	0.29	1	1	1	0	0						5.89
5	CCoSp3		3.00	0.00	0	1	0	0	0						3.00
6	3S		4.73	x -0.29	-1	1	-1	-1	0						4.44
7	ChSq1		3.00	-0.17	0	0	-1	0	-1						2.83
8	2F+1Eu+2F		4.51	x -0.54	-3	-2	-3	-3	-3						3.97
9	2A		3.63	x 0.00	1	0	0	0	0						3.63
10	FCSp2		2.30	-0.31	-1	-2	-1	-2	-1						1.99
11	SSp4		2.50	0.17	1	1	0	1	-1						2.67
			<b>44.89</b>												<b>39.56</b>
Program Components			Factor												
Composition			2.67	5.00	4.75	4.00	4.25	4.00					4.33		
Presentation			2.67	4.75	4.50	3.50	4.00	4.25					4.25		
Skating Skills			2.67	5.00	4.75	5.25	4.50	4.25					4.75		
<b>Judges Total Program Component Score (factored)</b>													<b>35.59</b>		
<b>Deductions:</b>			Falls	-2.00 (2)										<b>-2.00</b>	



Tallinn / EST

ISU Challenger Series  
Tallinn Trophy 2024


November 11 - 17, 2024



## JUDGES DETAILS PER SKATER

### JUNIOR WOMEN FREE SKATING


Rank	Name	Nation	Starting Number	Total Segment Score	Total Element Score	Total Program Component Score (factored)				Total Deductions					
25	Elea RUSTGAARD	NOR	8	69.94	33.02	36.92				0.00					
#	Executed Elements	Info	Base Value	GOE	J1	J2	J3	J4	J5	J6	J7	J8	J9	Ref.	Scores of Panel
1	2Aq	q	3.30	-1.65	-5	-5	-5	-5	-3						1.65
2	3S+1Eu+2S		6.10	-0.29	0	-1	-1	-1	0						5.81
3	2F		1.80	0.18	1	1	2	1	1						1.98
4	3S		4.30	0.00	0	0	0	0	0						4.30
5	A		0.00	0.00	-	-	-	-	-						0.00
6	FCSp4		3.20	0.21	1	1	0	1	0						3.41
7	2Lz+2T		3.74	x 0.07	0	1	0	0	1						3.81
8	2F+2T		3.41	x 0.00	0	0	0	0	1						3.41
9	CCoSp3		3.00	0.00	0	0	0	0	1						3.00
10	ChSq1		3.00	0.33	1	1	-2	0	2						3.33
11	LSp3		2.40	-0.08	0	-1	-1	0	2						2.32
			<b>34.25</b>											<b>33.02</b>	
Program Components				Factor											
Composition				2.67	5.00	4.75	3.50	4.50	5.00					4.75	
Presentation				2.67	5.00	4.50	3.75	4.75	5.00					4.75	
Skating Skills				2.67	4.25	4.25	4.25	4.50	4.75					4.33	
<b>Judges Total Program Component Score (factored)</b>											<b>36.92</b>				
<b>Deductions:</b>											<b>0.00</b>				
Rank	Name	Nation	Starting Number	Total Segment Score	Total Element Score	Total Program Component Score (factored)				Total Deductions					
26	Carlota GARCIA BARRANCO	ESP	22	69.60	33.00	37.60				-1.00					
#	Executed Elements	Info	Base Value	GOE	J1	J2	J3	J4	J5	J6	J7	J8	J9	Ref.	Scores of Panel
1	3T+2T		5.50	-0.84	-2	-2	-2	-2	-2						4.66
2	3Fe<<	e <<	1.44	-0.72	-5	-5	-5	-5	-4						0.72
3	3S<<	F <<	1.30	-0.65	-5	-5	-5	-5	-5						0.65
4	2A<	<	2.64	-0.53	0	-2	-3	-2	-2						2.11
5	CCoSp4		3.50	0.12	0	1	0	2	0						3.62
6	ChSq1		3.00	0.33	0	2	1	0	1						3.33
7	3S<<+1A+1A+SEQ	<	6.20	x -1.49	-4	-5	-4	-5	-2						4.71
8	3Tq+2T	q	6.05	x -0.84	-1	-2	-2	-2	-2						5.21
9	2A<	<	2.90	x -0.62	-2	-2	-3	-3	-2						2.28
10	FCSp4		3.20	0.11	0	0	1	1	-1						3.31
11	LSp3		2.40	0.00	2	0	0	0	0						2.40
			<b>38.13</b>											<b>33.00</b>	
Program Components				Factor											
Composition				2.67	5.25	5.00	4.75	4.75	4.00					4.83	
Presentation				2.67	4.75	4.75	5.00	4.50	4.25					4.67	
Skating Skills				2.67	4.75	4.50	5.25	4.50	4.25					4.58	
<b>Judges Total Program Component Score (factored)</b>											<b>37.60</b>				
<b>Deductions:</b>											Falls	-1.00 (1)		<b>-1.00</b>	



Tallinn / EST

ISU Challenger Series  
Tallinn Trophy 2024


November 11 - 17, 2024



## JUDGES DETAILS PER SKATER

### JUNIOR WOMEN FREE SKATING


Rank	Name	Nation	Starting Number	Total Segment Score	Total Element Score	Total Program Component Score (factored)				Total Deductions					
27	Celin Beate ELLINGSEN	NOR	9	66.75	32.04	34.71				0.00					
#	Executed Elements	Info	Base Value	GOE	J1	J2	J3	J4	J5	J6	J7	J8	J9	Ref.	Scores of Panel
1	3S<<+2T	<<	2.60	-0.43	-3	-3	-4	-4	-3						2.17
2	2A+2T		4.60	0.00	0	0	0	0	0						4.60
3	3S<	<	3.44	-0.92	-3	-2	-3	-3	-2						2.52
4	FCCoSp3V		2.25	-0.23	-3	-2	-1	0	1						2.02
5	2Lo		1.70	0.17	0	1	2	1	1						1.87
6	2A		3.63	x 0.11	0	0	0	1	1						3.74
7	2Lo+1Eu+2F		4.40	x 0.00	0	0	0	0	1						4.40
8	2F		1.98	x 0.00	0	1	0	0	0						1.98
9	FSSp2		2.30	0.15	1	0	0	1	1						2.45
10	ChSq1		3.00	-0.33	-1	1	0	-1	-1						2.67
11	CCoSp4		3.50	0.12	-1	1	0	0	1						3.62
			<b>33.40</b>												<b>32.04</b>
Program Components				Factor											
Composition				2.67	3.75	4.50	3.75	5.00	4.75					4.33	
Presentation				2.67	3.50	4.25	3.75	4.75	4.75					4.25	
Skating Skills				2.67	4.00	4.50	4.25	4.50	5.00					4.42	
<b>Judges Total Program Component Score (factored)</b>													<b>34.71</b>		
<b>Deductions:</b>											<b>0.00</b>				
Rank	Name	Nation	Starting Number	Total Segment Score	Total Element Score	Total Program Component Score (factored)				Total Deductions					
28	Megija FOGELMANE	LAT	17	65.02	29.97	36.05				-1.00					
#	Executed Elements	Info	Base Value	GOE	J1	J2	J3	J4	J5	J6	J7	J8	J9	Ref.	Scores of Panel
1	2A	F	3.30	-1.65	-5	-5	-5	-5	-5						1.65
2	2Lz+1Eu+2S		3.90	-0.07	0	-1	-1	0	1						3.83
3	2A		3.30	-0.66	-2	-2	-2	-2	-2						2.64
4	LSp4		2.70	0.27	1	1	1	2	1						2.97
5	2Lz+2T		3.40	-0.56	-2	-3	-2	-3	-3						2.84
6	FCSp3		2.80	0.09	0	1	1	0	-1						2.89
7	ChSq1		3.00	0.33	1	2	0	0	1						3.33
8	2F+2T		3.41	x -0.36	-3	-1	-2	-2	-2						3.05
9	2F		1.98	x 0.00	0	0	0	0	0						1.98
10	2Lo		1.87	x 0.00	0	0	0	0	0						1.87
11	CCoSp4		3.50	-0.58	-3	-1	-2	-2	-1						2.92
			<b>33.16</b>												<b>29.97</b>
Program Components				Factor											
Composition				2.67	5.25	4.75	4.50	4.75	4.00					4.67	
Presentation				2.67	4.75	4.25	4.00	5.25	3.50					4.33	
Skating Skills				2.67	5.00	4.50	4.75	4.25	3.75					4.50	
<b>Judges Total Program Component Score (factored)</b>													<b>36.05</b>		
<b>Deductions:</b>											Falls	-1.00 (1)	<b>-1.00</b>		



Tallinn / EST

ISU Challenger Series  
Tallinn Trophy 2024

November 11 - 17, 2024




## JUDGES DETAILS PER SKATER

### JUNIOR WOMEN FREE SKATING

Rank	Name	Nation	Starting Number	Total Segment Score	Total Element Score	Total Program Component Score (factored)				Total Deductions					
29	Valeria PRUTTSENKO	EST	7	64.53	33.28	32.25				-1.00					
#	Executed Elements	Info	Base Value	GOE	J1	J2	J3	J4	J5	J6	J7	J8	J9	Ref.	Scores of Panel
1	3Lz<	<	4.72	-1.73	-3	-4	-4	-4	-2						2.99
2	1F		0.50	-0.05	-1	-1	-1	-1	0						0.45
3	3T+2A+SEQ		7.50	0.00	1	0	0	-1	0						7.50
4	3F<+2T	<	5.54	-0.99	-2	-2	-3	-3	-1						4.55
5	FCSp2		2.30	-0.46	-2	-2	-2	-2	-1						1.84
6	3S<	F <	3.78	x -1.72	-5	-5	-5	-5	-5						2.06
7	2A<+1Eu+2F	<	5.43	x -0.88	-5	-3	-4	-3	-2						4.55
8	3T<	<	3.70	x -1.12	-4	-3	-4	-3	-2						2.58
9	ChSq1		3.00	0.17	1	0	0	1	0						3.17
10	CCoSp2V		1.88	0.00	0	0	0	-1	1						1.88
11	LSp2		1.90	-0.19	-1	-1	-1	-2	-1						1.71
			<b>40.25</b>											<b>33.28</b>	
Program Components				Factor											
Composition				2.67	3.50	4.25	3.75	3.25	4.00					3.75	
Presentation				2.67	4.00	4.00	4.00	3.75	4.25					4.00	
Skating Skills				2.67	4.75	4.50	4.50	3.50	4.00					4.33	
<b>Judges Total Program Component Score (factored)</b>													<b>32.25</b>		
<b>Deductions:</b>			Falls	-1.00 (1)										<b>-1.00</b>	


Rank	Name	Nation	Starting Number	Total Segment Score	Total Element Score	Total Program Component Score (factored)				Total Deductions					
30	Adelija MATJUNINA	LAT	13	63.46	29.75	34.71				-1.00					
#	Executed Elements	Info	Base Value	GOE	J1	J2	J3	J4	J5	J6	J7	J8	J9	Ref.	Scores of Panel
1	3S<	<	3.44	-1.72	-5	-5	-5	-5	-3						1.72
2	3S+2T		5.60	0.00	0	0	0	0	1						5.60
3	3Lo<<	F <<	1.70	-0.85	-5	-5	-5	-5	-5						0.85
4	FCSp4		3.20	-0.32	-1	-1	-1	-1	1						2.88
5	CCoSp4		3.50	0.35	1	1	1	0	2						3.85
6	2A+1A+1Lo+SEQ		4.90	-0.33	-1	-2	-1	-1	0						4.57
7	A		0.00	x 0.00	-	-	-	-	-						0.00
8	2F+2T		3.41	x 0.00	0	0	-1	0	0						3.41
9	ChSq1		3.00	0.33	0	1	1	0	1						3.33
10	2Lz		2.31	x -0.07	-1	0	-1	0	0						2.24
11	1A*	*	0.00	0.00	-	-	-	-	-						0.00
12	LSp1		1.50	-0.20	-1	-1	-1	-2	-2						1.30
			<b>32.56</b>											<b>29.75</b>	
Program Components				Factor											
Composition				2.67	4.25	3.50	4.00	4.50	5.00					4.25	
Presentation				2.67	4.50	3.25	4.00	4.50	5.25					4.33	
Skating Skills				2.67	4.50	4.25	4.25	4.50	5.00					4.42	
<b>Judges Total Program Component Score (factored)</b>													<b>34.71</b>		
<b>Deductions:</b>			Falls	-1.00 (1)										<b>-1.00</b>	



Tallinn / EST

ISU Challenger Series  
Tallinn Trophy 2024

November 11 - 17, 2024



## JUDGES DETAILS PER SKATER

### JUNIOR WOMEN FREE SKATING

Rank	Name	Nation	Starting Number	Total Segment Score	Total Element Score	Total Program Component Score (factored)			Total Deductions						
31	Ellinor NORDQVIST	SWE	10	61.81	30.22	33.59			-2.00						
#	Executed Elements	Info	Base Value	GOE	J1	J2	J3	J4	J5	J6	J7	J8	J9	Ref.	Scores of Panel
1	2A		3.30	-1.10	-3	-3	-4	-4	-2						2.20
2	2Lz		2.10	0.21	1	2	0	1	1						2.31
3	2S		1.30	0.00	0	1	0	0	0						1.30
4	2Lo		1.70	0.17	1	1	2	1	1						1.87
5	3T+2A+SEQ	F	7.50	-2.10	-5	-5	-5	-5	-5						5.40
6	LSp3		2.40	0.16	1	-1	0	1	2						2.56
7	3T+1Eu+2F!	!	7.15	x -0.70	-1	-2	-2	-2	-1						6.45
8	3S<	F <	3.78	x -1.72	-5	-5	-5	-5	-5						2.06
9	FCCoSp2V		1.88	-0.06	0	-1	-1	0	1						1.82
10	ChSq1		3.00	-0.83	-2	-2	-3	-1	1						2.17
11	CCoSp2		2.50	-0.42	-2	-2	-1	0	-2						2.08
			<b>36.61</b>												<b>30.22</b>
Program Components				Factor											
Composition				2.67	4.00	3.50	3.50	4.75	5.00						4.08
Presentation				2.67	3.75	3.25	2.75	4.75	4.75						3.92
Skating Skills				2.67	4.50	4.25	3.75	5.00	5.00						4.58
<b>Judges Total Program Component Score (factored)</b>														<b>33.59</b>	
<b>Deductions:</b>			Falls	-2.00 (2)										<b>-2.00</b>	

Rank	Name	Nation	Starting Number	Total Segment Score	Total Element Score	Total Program Component Score (factored)			Total Deductions						
32	Lilian MUSGRAVE	GBR	12	60.20	27.83	33.37			-1.00						
#	Executed Elements	Info	Base Value	GOE	J1	J2	J3	J4	J5	J6	J7	J8	J9	Ref.	Scores of Panel
1	2F		1.80	0.06	0	0	1	0	1						1.86
2	3S	F	4.30	-2.15	-5	-5	-5	-5	-5						2.15
3	3S<+REP	<	2.41	-1.49	-5	-4	-4	-5	-3						0.92
4	CCoSp4		3.50	0.58	1	2	2	2	1						4.08
5	ChSq1		3.00	-0.50	-1	-1	-1	0	-1						2.50
6	1A		1.10	-0.51	-5	-2	-5	-5	-4						0.59
7	2A+1A+SEQ		4.84	x -0.88	-2	-3	-4	-2	-3						3.96
8	2F+2T+2Lo		5.28	x -0.18	-1	-1	-2	-1	-1						5.10
9	2F+2T	*	1.43	x 0.00	0	0	0	0	0						1.43
10	FSSp4		3.00	0.00	0	0	0	0	-2						3.00
11	LSp3		2.40	-0.16	0	-1	-1	0	-1						2.24
			<b>33.06</b>												<b>27.83</b>
Program Components				Factor											
Composition				2.67	5.25	4.25	3.75	4.50	3.75						4.17
Presentation				2.67	4.50	3.75	4.00	4.25	3.75						4.00
Skating Skills				2.67	4.75	4.50	4.50	4.00	3.50						4.33
<b>Judges Total Program Component Score (factored)</b>														<b>33.37</b>	
<b>Deductions:</b>			Falls	-1.00 (1)										<b>-1.00</b>	





Tallinn / EST

ISU Challenger Series  
Tallinn Trophy 2024

November 11 - 17, 2024



## JUDGES DETAILS PER SKATER

### JUNIOR WOMEN FREE SKATING

Rank	Name	Nation	Starting Number	Total Segment Score	Total Element Score	Total Program Component Score (factored)				Total Deductions					
33	Linda DZERVE	LAT	1	54.25	24.42	29.83				0.00					
#	Executed Elements	Info	Base Value	GOE	J1	J2	J3	J4	J5	J6	J7	J8	J9	Ref.	Scores of Panel
1	1A		1.10	0.07	0	1	2	1	0						1.17
2	2S+2T		2.60	0.09	0	1	1	1	0						2.69
3	1A		1.10	0.11	0	2	2	1	0						1.21
4	2F		1.80	0.06	0	1	1	0	0						1.86
5	2Lz+2T+2Lo		5.10	0.00	0	0	0	0	-1						5.10
6	FCSp3		2.80	-0.28	-2	0	-1	0	-2						2.52
7	2F		1.98	x 0.00	0	0	0	0	0						1.98
8	ChSq1		3.00	-0.33	-1	0	1	-1	-1						2.67
9	2Lz+2T*	*	2.31	x -0.07	0	0	0	-1	-1						2.24
10	SSp2		1.60	0.00	1	-1	0	0	0						1.60
11	CCoSp2V		1.88	-0.50	-4	-3	-1	-4	-1						1.38
			<b>25.27</b>												<b>24.42</b>
Program Components				Factor											
Composition				2.67	3.75	3.50	4.00	3.75	2.75					3.67	
Presentation				2.67	3.75	3.25	3.75	3.75	3.00					3.58	
Skating Skills				2.67	4.25	4.00	4.25	3.50	3.00					3.92	
<b>Judges Total Program Component Score (factored)</b>											<b>29.83</b>				


Deductions:

0.00

Rank	Name	Nation	Starting Number	Total Segment Score	Total Element Score	Total Program Component Score (factored)				Total Deductions					
34	Marianne MUST	EST	18	53.73	23.03	30.70				0.00					
#	Executed Elements	Info	Base Value	GOE	J1	J2	J3	J4	J5	J6	J7	J8	J9	Ref.	Scores of Panel
1	3Lz<+2A<<+SEQ	< <<	5.82	-2.36	-5	-5	-5	-5	-4						3.46
2	2F		1.80	0.00	0	0	0	0	0						1.80
3	2A<	<	2.64	-0.70	-3	-2	-3	-3	-2						1.94
4	3Lz<+2T	<	6.02	-2.20	-5	-5	-4	-5	-4						3.82
5	FSSp3		2.60	0.09	2	0	0	1	0						2.69
6	3Lo<<+COMBO+1Eu*+2S*	<< * *	1.87	x -0.85	-5	-5	-5	-5	-4						1.02
7	3S<<	<<	1.43	x -0.65	-5	-5	-5	-5	-4						0.78
8	2Lo		1.87	x 0.00	0	0	0	0	0						1.87
9	CCoSp3		3.00	-0.10	0	1	0	-1	-1						2.90
10	ChSq1		3.00	-1.50	-3	-3	-3	-3	-2						1.50
11	LSp1		1.50	-0.25	-2	-1	0	-2	-3						1.25
			<b>31.55</b>												<b>23.03</b>
Program Components				Factor											
Composition				2.67	4.25	3.75	3.75	3.75	3.50					3.75	
Presentation				2.67	4.00	3.25	3.00	3.50	3.50					3.42	
Skating Skills				2.67	4.50	4.50	4.50	4.00	3.25					4.33	
<b>Judges Total Program Component Score (factored)</b>											<b>30.70</b>				

Deductions:

0.00



Tallinn / EST

ISU Challenger Series  
Tallinn Trophy 2024

November 11 - 17, 2024




## JUDGES DETAILS PER SKATER

### JUNIOR WOMEN FREE SKATING

Rank	Name	Nation	Starting Number	Total Segment Score	Total Element Score	Total Program Component Score (factored)				Total Deductions					
35	Polina KUROTSKINA	EST	6	52.77	25.73	28.04				-1.00					
#	Executed Elements	Info	Base Value	GOE	J1	J2	J3	J4	J5	J6	J7	J8	J9	Ref.	Scores of Panel
1	3Lz<	F <	4.72	-2.36	-5	-5	-5	-5	-5						2.36
2	3S<<	<<	1.30	-0.56	-4	-5	-4	-5	-4						0.74
3	2A<+1A+1A+SEQ	<	4.84	-0.70	-3	-2	-3	-3	-2						4.14
4	CCoSp2		2.50	0.25	1	2	1	1	1						2.75
5	2Lz		2.10	0.00	0	0	0	0	1						2.10
6	FCSp3		2.80	-0.09	-2	-1	0	1	0						2.71
7	2A<<	<<	1.21	x -0.37	-3	-3	-4	-4	-3						0.84
8	2F+2T		3.41	x -0.18	-1	-1	-1	-1	0						3.23
9	2F		1.98	x 0.00	0	0	-2	0	0						1.98
10	FCCoSp2V		1.88	0.00	0	0	0	0	-1						1.88
11	ChSq1		3.00	0.00	0	0	-2	0	1						3.00
			<b>29.74</b>												<b>25.73</b>
Program Components				Factor											
Composition				2.67	3.50	3.25	3.25	3.75	3.75					3.50	
Presentation				2.67	2.75	3.50	2.25	3.50	4.00					3.25	
Skating Skills				2.67	3.50	4.50	3.75	3.50	4.00					3.75	
<b>Judges Total Program Component Score (factored)</b>													<b>28.04</b>		
<b>Deductions:</b>			Falls	-1.00 (1)									<b>-1.00</b>		

Rank	Name	Nation	Starting Number	Total Segment Score	Total Element Score	Total Program Component Score (factored)				Total Deductions					
36	Helina KULL	EST	3	52.73	28.73	26.00				-2.00					
#	Executed Elements	Info	Base Value	GOE	J1	J2	J3	J4	J5	J6	J7	J8	J9	Ref.	Scores of Panel
1	3T	F	4.20	-2.10	-5	-5	-5	-5	-5						2.10
2	2Lo		1.70	0.06	0	1	0	1	0						1.76
3	1S		0.40	-0.04	-2	-1	-1	-1	0						0.36
4	FCSp4		3.20	-0.11	-1	-1	-1	1	1						3.09
5	3T<+REP	F <	2.35	-1.68	-5	-5	-5	-5	-5						0.67
6	3S+2T		6.16	x -0.14	0	0	-2	0	-1						6.02
7	2A		3.63	x 0.00	0	0	0	-1	0						3.63
8	ChSq1		3.00	-0.83	-2	-2	-3	-1	-1						2.17
9	2Lz+2T+1Lo		4.29	x -0.91	-5	-4	-5	-4	-3						3.38
10	CCoSp4		3.50	-0.35	-2	-1	-1	0	-1						3.15
11	LSp3		2.40	0.00	0	-1	-1	1	1						2.40
			<b>34.83</b>												<b>28.73</b>
Program Components				Factor											
Composition				2.67	3.25	3.00	2.75	3.00	3.25					3.08	
Presentation				2.67	3.25	3.00	2.25	3.25	3.00					3.08	
Skating Skills				2.67	3.50	3.75	3.25	4.00	3.50					3.58	
<b>Judges Total Program Component Score (factored)</b>													<b>26.00</b>		
<b>Deductions:</b>			Falls	-2.00 (2)									<b>-2.00</b>		



Tallinn / EST

ISU Challenger Series  
Tallinn Trophy 2024

November 11 - 17, 2024




## JUDGES DETAILS PER SKATER

### JUNIOR WOMEN FREE SKATING

Rank	Name	Nation	Starting Number	Total Segment Score	Total Element Score	Total Program Component Score (factored)				Total Deductions					
37	Diana ERPORT	EST	21	51.66	23.05	29.61				-1.00					
#	Executed Elements	Info	Base Value	GOE	J1	J2	J3	J4	J5	J6	J7	J8	J9	Ref.	Scores of Panel
1	3T	F	4.20	-2.10	-5	-5	-5	-5	-5						2.10
2	2S+1A+SEQ		2.40	0.04	0	0	2	1	0						2.44
3	2A		3.30	0.00	0	1	0	0	0						3.30
4	1S		0.40	-0.12	-3	-3	-3	-3	0						0.28
5	2Lz+1Eu+2S		3.90	0.00	0	0	0	0	0						3.90
6	FCSp3		2.80	-0.19	-1	-1	0	1	-2						2.61
7	ChSq1		3.00	-1.00	-2	-2	-2	-2	-1						2.00
8	1Lz		0.66	x -0.06	-1	-2	-1	-1	0						0.60
9	2F		1.98	x -0.48	-3	0	-3	-3	-2						1.50
10	SSp3		2.10	0.14	1	1	0	1	-1						2.24
11	CCoSp2		2.50	-0.42	-2	-1	-1	-2	-2						2.08
			<b>27.24</b>												<b>23.05</b>
Program Components				Factor											
Composition				2.67	3.75	3.50	3.75	3.75	3.00					3.67	
Presentation				2.67	3.50	3.25	3.25	3.25	3.25					3.25	
Skating Skills				2.67	4.00	4.25	4.75	4.25	3.50					4.17	
<b>Judges Total Program Component Score (factored)</b>											<b>29.61</b>				
<b>Deductions:</b>			Falls	-1.00	(1)										<b>-1.00</b>


Rank	Name	Nation	Starting Number	Total Segment Score	Total Element Score	Total Program Component Score (factored)				Total Deductions					
38	Sofia GADDO	ITA	16	51.57	29.32	26.25				-4.00					
#	Executed Elements	Info	Base Value	GOE	J1	J2	J3	J4	J5	J6	J7	J8	J9	Ref.	Scores of Panel
1	3T	F	4.20	-2.10	-5	-5	-5	-5	-5						2.10
2	1S		0.40	-0.16	-4	-4	-5	-1	-4						0.24
3	3Loq+2A+SEQ	F q	8.20	-2.45	-5	-5	-5	-5	-5						5.75
4	CCoSp4		3.50	0.23	1	1	1	0	-1						3.73
5	2T		1.30	-0.43	-4	-3	-5	-3	-3						0.87
6	3S<	F <	3.78	x -1.72	-5	-5	-5	-5	-5						2.06
7	ChSq1		3.00	-0.33	-1	0	-1	-1	0						2.67
8	2A<	F <	2.90	x -1.32	-5	-5	-5	-5	-5						1.58
9	2Lz+2T+2Lo		5.61	x -0.21	-2	0	-2	-1	0						5.40
10	FCCoSp4		3.50	-0.35	-1	-1	-2	0	-1						3.15
11	LSp2		1.90	-0.13	-2	-1	0	0	-1						1.77
			<b>38.29</b>												<b>29.32</b>
Program Components				Factor											
Composition				2.67	2.25	3.00	2.75	3.50	3.50					3.08	
Presentation				2.67	1.75	2.50	2.50	3.50	3.50					2.83	
Skating Skills				2.67	2.75	3.75	4.50	4.25	3.75					3.92	
<b>Judges Total Program Component Score (factored)</b>											<b>26.25</b>				
<b>Deductions:</b>			Falls	-4.00	(4)										<b>-4.00</b>



Tallinn / EST

ISU Challenger Series  
Tallinn Trophy 2024

November 11 - 17, 2024




## JUDGES DETAILS PER SKATER

### JUNIOR WOMEN FREE SKATING

Rank	Name	Nation	Starting Number	Total Segment Score	Total Element Score	Total Program Component Score (factored)				Total Deductions						
39	Jelizaveta RUDNEVA	EST	5	50.98	20.15	31.83				-1.00						
#	Executed Elements	Info	Base Value	GOE	J1	J2	J3	J4	J5	J6	J7	J8	J9	Ref.	Scores of Panel	
1	3Lo<	<	3.92	-1.31	-4	-2	-4	-5	-1						2.61	
2	3S<<	<<	1.30	-0.65	-5	-5	-5	-5	-4						0.65	
3	2A<<	<<	1.10	-0.40	-4	-3	-4	-5	-3						0.70	
4	FSSp3		2.60	0.26	1	1	1	1	2						2.86	
5	2F+2T		3.10	0.06	0	0	0	1	1						3.16	
6	2T		1.43	x 0.00	0	0	1	0	0						1.43	
7	2A<<	F <<	1.21	x -0.55	-5	-5	-5	-5	-5						0.66	
8	CCoSp2		2.50	0.17	0	1	0	1	1						2.67	
9	2S		1.43	x -0.43	-3	-2	-4	-4	-3						1.00	
10	ChSq1		3.00	-0.33	-1	0	-1	1	-1						2.67	
11	CSp2		1.80	-0.06	0	-1	0	0	-2						1.74	
			<b>23.39</b>												<b>20.15</b>	
Program Components			Factor													
Composition			2.67	4.25	4.75	3.50	4.00	3.50								3.92
Presentation			2.67	4.00	4.00	3.00	4.25	3.50								3.83
Skating Skills			2.67	4.25	4.25	4.00	4.25	3.75								4.17
<b>Judges Total Program Component Score (factored)</b>													<b>31.83</b>			
<b>Deductions:</b>			Falls	-1.00 (1)										<b>-1.00</b>		


Rank	Name	Nation	Starting Number	Total Segment Score	Total Element Score	Total Program Component Score (factored)				Total Deductions						
40	Katarina KALME	EST	2	45.31	21.07	26.24				-2.00						
#	Executed Elements	Info	Base Value	GOE	J1	J2	J3	J4	J5	J6	J7	J8	J9	Ref.	Scores of Panel	
1	3S<<	<<	1.30	-0.52	-4	-4	-5	-4	-4						0.78	
2	2A<<	F <<	1.10	-0.55	-5	-5	-5	-5	-5						0.55	
3	FCSp2		2.30	-0.46	-2	-2	-2	-3	-2						1.84	
4	2Lo	F	1.70	-0.85	-5	-5	-5	-5	-5						0.85	
5	2F+2T		3.10	0.00	0	0	0	0	0						3.10	
6	2Lze+2T	e	2.98	-0.39	-2	-2	-4	-3	-2						2.59	
7	1A		1.10	0.00	0	0	0	0	0						1.10	
8	CCoSp2V		1.88	0.00	0	0	0	0	1						1.88	
9	ChSq1		3.00	-0.50	-1	-1	-2	0	-1						2.50	
10	2F+1Eu+2S		3.96	x -0.18	-1	-1	-1	-1	0						3.78	
11	SSp3		2.10	0.00	0	0	0	0	0						2.10	
			<b>24.52</b>												<b>21.07</b>	
Program Components			Factor													
Composition			2.67	3.75	3.25	3.25	3.50	3.25								3.33
Presentation			2.67	3.25	2.75	3.00	3.25	3.25								3.17
Skating Skills			2.67	3.00	3.50	3.50	3.00	3.50								3.33
<b>Judges Total Program Component Score (factored)</b>													<b>26.24</b>			
<b>Deductions:</b>			Falls	-2.00 (2)										<b>-2.00</b>		



Tallinn / EST

ISU Challenger Series  
Tallinn Trophy 2024

November 11 - 17, 2024



## JUDGES DETAILS PER SKATER

### JUNIOR WOMEN FREE SKATING

Rank	Name	Nation	Starting Number	Total Segment Score	Total Element Score	Total Program Component Score (factored)				Total Deductions					
41	Varvara MOROZOVA	EST	4	44.68	19.65	26.03				-1.00					
#	Executed Elements	Info	Base Value	GOE	J1	J2	J3	J4	J5	J6	J7	J8	J9	Ref.	Scores of Panel
1	3Lz<	<	4.72	-2.36	-5	-5	-5	-5	-4						2.36
2	3S<<	F <<	1.30	-0.65	-5	-5	-5	-5	-5						0.65
3	3S<+REP	<	2.41	-1.61	-5	-4	-5	-5	-3						0.80
4	FCSp3		2.80	-0.56	-2	-2	-2	-2	-1						2.24
5	2A		3.30	-1.32	-4	-4	-5	-3	-4						1.98
6	ChSq1		3.00	-0.67	-1	-1	-3	-2	-1						2.33
7	CCoSp1V		1.50	0.00	0	0	0	-1	1						1.50
8	1Lz		0.66	x -0.10	-2	-2	-2	-1	0						0.56
9	1A+1A+SEQ		2.42	x -0.04	-1	0	0	-1	0						2.38
10	2F+2T		3.41	x 0.00	0	0	-1	0	0						3.41
11	SSp2		1.60	-0.16	0	-1	-1	-1	-1						1.44
			<b>27.12</b>												<b>19.65</b>
Program Components				Factor											
Composition				2.67	2.50	3.75	2.50	3.50	3.50					3.17	
Presentation				2.67	2.75	3.50	2.00	3.25	3.00					3.00	
Skating Skills				2.67	3.50	4.25	3.00	3.50	3.75					3.58	
<b>Judges Total Program Component Score (factored)</b>														<b>26.03</b>	
<b>Deductions:</b>			Falls	-1.00	(1)										<b>-1.00</b>

Legend:							
#	Sequence number	GOE	Grade of Execution	Jx	Judges (x=1-9)	Ref.	Referee
*	Invalid element	e	Wrong edge	<	Under-rotated jump	<<	Downgraded jump
x	Credit for highlight distribution, base value multiplied by 1.1			!	Not clear edge	REP	Jump repetition
F	Fall	q	Jump landed on the quarter				

printed: 15.11.2024 18:12

Page 21 / 21

Official Partners

