





JUDGES DETAILS PER SKATER JUNIOR WOMEN SHORT PROGRAM

Rank	Name	Nation	Starting Number	Total Segment Score	Total Element Score	Total Program Component Score (factored)		Total Deductions							
1	Iida KARHUNEN	FIN	19	63.74	37.59	26.15		0.00							
#	Executed Elements	Info	Base Value	GOE	J1	J2	J3	J4	J5	J6	J7	J8	J9	Ref.	Scores of Panel
1	3Lz+3T		10.10	0.98	2	2	1	1	2						11.08
2	2A		3.30	0.44	2	2	1	1	1						3.74
3	FCSp4		3.20	0.64	1	2	1	3	3						3.84
4	3F		5.83	x 0.71	2	1	0	2	1						6.54
5	StSq4		3.90	0.78	2	1	1	3	3						4.68
6	CCoSp4		3.50	0.70	2	2	2	2	4						4.20
7	LSp4		2.70	0.81	3	3	2	3	3						3.51
			32.53												37.59
Program Components				Factor											
Composition				1.33	7.50	6.50	5.25	6.25	7.00					6.58	
Presentation				1.33	7.25	6.25	5.00	6.25	7.00					6.50	
Skating Skills				1.33	7.50	6.50	4.75	6.50	6.75					6.58	
Judges Total Program Component Score (factored)															26.15
Deductions:															0.00

Rank	Name	Nation	Starting Number	Total Segment Score	Total Element Score	Total Program Component Score (factored)		Total Deductions							
2	Maria Eliise KALJUVERE	EST	8	61.89	35.52	26.37		0.00							
#	Executed Elements	Info	Base Value	GOE	J1	J2	J3	J4	J5	J6	J7	J8	J9	Ref.	Scores of Panel
1	3Lz! ⁺ 3T	!	10.10	0.20	1	1	1	-1	-1						10.30
2	2A		3.30	0.77	2	2	2	3	3						4.07
3	FCSp4		3.20	0.75	2	2	1	3	3						3.95
4	3Fq	q	5.30	-0.35	-1	0	-1	-1	2						4.95
5	StSq4		3.90	0.91	3	2	2	2	3						4.81
6	CCoSp4		3.50	0.70	3	2	2	2	2						4.20
7	LSp4		2.70	0.54	4	3	2	1	0						3.24
			32.00												35.52
Program Components				Factor											
Composition				1.33	6.50	7.50	6.50	6.25	6.75					6.58	
Presentation				1.33	6.25	7.00	6.50	6.00	7.00					6.58	
Skating Skills				1.33	6.75	7.25	6.25	6.25	7.00					6.67	
Judges Total Program Component Score (factored)															26.37
Deductions:															0.00

Rank	Name	Nation	Starting Number	Total Segment Score	Total Element Score	Total Program Component Score (factored)		Total Deductions							
3	Leandra TZIMPOUKAKIS	SUI	38	58.76	36.25	22.51		0.00							
#	Executed Elements	Info	Base Value	GOE	J1	J2	J3	J4	J5	J6	J7	J8	J9	Ref.	Scores of Panel
1	3F		5.30	0.35	0	1	0	1	3						5.65
2	2A		3.30	0.66	2	2	2	2	2						3.96
3	FCSp4		3.20	0.53	1	2	1	3	2						3.73
4	3Lz+3T		11.11	x 0.98	1	2	1	2	3						12.09
5	CCoSp4		3.50	0.70	2	2	2	2	3						4.20
6	StSq3		3.30	0.44	2	1	1	1	3						3.74
7	LSp4		2.70	0.18	1	0	0	1	3						2.88
			32.41												36.25
Program Components				Factor											
Composition				1.33	5.25	4.50	6.00	5.25	7.75					5.50	
Presentation				1.33	5.50	5.50	6.25	5.50	7.75					5.75	
Skating Skills				1.33	5.50	5.75	5.75	5.50	8.00					5.67	
Judges Total Program Component Score (factored)															22.51
Deductions:															0.00




JUDGES DETAILS PER SKATER

JUNIOR WOMEN SHORT PROGRAM

Rank	Name	Nation	Starting Number	Total Segment Score	Total Element Score	Total Program Component Score (factored)		Total Deductions							
4	Alexandra ODMAN	SWE	21	56.84	32.57	24.27		0.00							
#	Executed Elements	Info	Base Value	GOE	J1	J2	J3	J4	J5	J6	J7	J8	J9	Ref.	Scores of Panel
1	2A		3.30	0.33	1	1	0	1	1						3.63
2	3Lz+2T		7.20	0.39	0	1	0	1	1						7.59
3	FCSp4		3.20	0.64	2	2	1	2	2						3.84
4	3F		5.83	x 0.53	0	1	0	2	2						6.36
5	CCoSp4		3.50	0.35	1	1	1	1	1						3.85
6	StSq4		3.90	0.65	1	2	1	2	2						4.55
7	SSp4		2.50	0.25	2	-1	1	0	2						2.75
			29.43												32.57
Program Components				Factor											
Composition				1.33	6.25	6.25	5.75	5.75	7.25					6.08	
Presentation				1.33	6.50	5.50	5.75	6.00	7.50					6.08	
Skating Skills				1.33	6.25	6.00	6.00	6.00	7.00					6.08	
Judges Total Program Component Score (factored)													24.27		
Deductions:												0.00			

Rank	Name	Nation	Starting Number	Total Segment Score	Total Element Score	Total Program Component Score (factored)		Total Deductions							
5	Mia KALIN	USA	41	54.11	29.72	26.39		-2.00							
#	Executed Elements	Info	Base Value	GOE	J1	J2	J3	J4	J5	J6	J7	J8	J9	Ref.	Scores of Panel
1	2A		3.30	0.66	2	2	2	1	3						3.96
2	3F!q	!!q	5.30	-1.59	-3	-2	-4	-3	-3						3.71
3	FCSp4		3.20	0.64	2	2	1	2	2						3.84
4	3Lzq+3Tq	q q	11.11	x -2.36	-4	-3	-4	-4	-4						8.75
5	CCoSp3V		2.25	0.45	2	2	2	2	3						2.70
6	StSq3		3.30	0.66	2	2	0	2	2						3.96
7	LSp3		2.40	0.40	3	2	0	2	1						2.80
			30.86												29.72
Program Components				Factor											
Composition				1.33	6.75	6.75	6.00	6.50	7.00					6.67	
Presentation				1.33	6.25	6.50	5.75	6.50	6.75					6.42	
Skating Skills				1.33	6.50	6.75	5.75	7.00	7.25					6.75	
Judges Total Program Component Score (factored)													26.39		
Deductions:			Time violation	-1.00	Falls			-1.00	(1)					-2.00	

Rank	Name	Nation	Starting Number	Total Segment Score	Total Element Score	Total Program Component Score (factored)		Total Deductions							
6	Aleksa VOLKOVA	CAN	22	53.84	28.79	25.05		0.00							
#	Executed Elements	Info	Base Value	GOE	J1	J2	J3	J4	J5	J6	J7	J8	J9	Ref.	Scores of Panel
1	3T+3T		8.40	0.56	1	2	1	0	2						8.96
2	2F!	!	1.80	-0.18	-1	-1	0	-2	-1						1.62
3	CCoSp4		3.50	0.47	1	1	2	2	1						3.97
4	2A		3.63	x 0.55	2	1	1	2	2						4.18
5	FCSp3		2.80	0.28	2	0	0	2	1						3.08
6	StSq3		3.30	0.44	2	1	0	3	1						3.74
7	LSp4		2.70	0.54	4	2	2	2	2						3.24
			26.13												28.79
Program Components				Factor											
Composition				1.33	6.25	5.50	6.75	6.00	6.00					6.08	
Presentation				1.33	6.25	6.00	6.25	6.50	6.25					6.25	
Skating Skills				1.33	6.75	6.50	6.50	6.50	5.75					6.50	
Judges Total Program Component Score (factored)													25.05		
Deductions:												0.00			




JUDGES DETAILS PER SKATER JUNIOR WOMEN SHORT PROGRAM

Rank	Name	Nation	Starting Number	Total Segment Score	Total Element Score	Total Program Component Score (factored)		Total Deductions							
7	Josephine LEE	USA	5	53.27	27.89	25.38		0.00							
#	Executed Elements	Info	Base Value	GOE	J1	J2	J3	J4	J5	J6	J7	J8	J9	Ref.	Scores of Panel
1	2A		3.30	0.66	2	3	2	2	2						3.96
2	3T+3T		8.40	0.70	2	2	1	1	2						9.10
3	CCoSp4		3.50	0.70	2	2	2	2	2						4.20
4	2F		1.98	x -0.36	-2	-2	-3	-2	-1						1.62
5	FCSp2		2.30	-0.31	-2	-2	0	1	-3						1.99
6	LSp4		2.70	0.36	2	1	1	1	2						3.06
7	StSq3		3.30	0.66	2	2	2	2	2						3.96
			25.48												27.89
Program Components				Factor											
Composition				1.33	6.75	7.50	6.75	5.50	6.25					6.58	
Presentation				1.33	6.50	7.25	6.25	5.75	6.25					6.33	
Skating Skills				1.33	6.00	7.50	6.50	6.00	5.50					6.17	
Judges Total Program Component Score (factored)												25.38			
Deductions:															0.00

Rank	Name	Nation	Starting Number	Total Segment Score	Total Element Score	Total Program Component Score (factored)		Total Deductions							
8	Stefania YAKOVLEVA	CYP	27	50.68	27.52	23.16		0.00							
#	Executed Elements	Info	Base Value	GOE	J1	J2	J3	J4	J5	J6	J7	J8	J9	Ref.	Scores of Panel
1	3Lz+3T<	<	9.26	-2.75	-5	-4	-5	-5	-3						6.51
2	3F!<	!<	4.24	-1.41	-3	-3	-4	-3	-4						2.83
3	FCSp4		3.20	0.32	2	1	0	1	1						3.52
4	CCoSp4		3.50	0.47	2	1	0	2	1						3.97
5	2A		3.63	x 0.44	2	2	0	1	1						4.07
6	StSq3		3.30	0.44	2	1	1	1	2						3.74
7	LSp4		2.70	0.18	1	2	0	1	-2						2.88
			29.83												27.52
Program Components				Factor											
Composition				1.33	7.00	5.50	5.75	4.75	5.50					5.58	
Presentation				1.33	6.75	5.25	6.00	5.50	5.75					5.75	
Skating Skills				1.33	6.50	6.50	6.25	5.25	5.50					6.08	
Judges Total Program Component Score (factored)												23.16			
Deductions:															0.00


Rank	Name	Nation	Starting Number	Total Segment Score	Total Element Score	Total Program Component Score (factored)		Total Deductions							
9	Chiara SCHOELL	SUI	15	50.25	28.43	21.82		0.00							
#	Executed Elements	Info	Base Value	GOE	J1	J2	J3	J4	J5	J6	J7	J8	J9	Ref.	Scores of Panel
1	3T+3T<	<	7.56	-0.98	-2	-2	-4	-3	-2						6.58
2	3F		5.30	0.00	0	0	-1	0	0						5.30
3	FCSp4		3.20	0.43	1	1	-1	2	2						3.63
4	2A		3.63	x 0.55	2	2	1	2	1						4.18
5	CCoSp2		2.50	0.00	-1	0	-1	2	1						2.50
6	StSq3		3.30	0.33	1	1	0	1	1						3.63
7	LSp4		2.70	-0.09	0	0	-2	1	-1						2.61
			28.19												28.43
Program Components				Factor											
Composition				1.33	5.75	5.25	4.75	5.75	5.75					5.58	
Presentation				1.33	5.25	5.00	4.50	5.50	6.00					5.25	
Skating Skills				1.33	5.50	5.50	5.00	5.75	5.75					5.58	
Judges Total Program Component Score (factored)												21.82			
Deductions:															0.00



Tallinn / EST

ISU Challenger Series
Tallinn Trophy 2024

November 11 - 17, 2024



JUDGES DETAILS PER SKATER

JUNIOR WOMEN SHORT PROGRAM

Rank	Name	Nation	Starting Number	Total Segment Score	Total Element Score	Total Program Component Score (factored)			Total Deductions						
10	Jana HORCICKOVA	CZE	17	49.91	28.29	21.62			0.00						
#	Executed Elements	Info	Base Value	GOE	J1	J2	J3	J4	J5	J6	J7	J8	J9	Ref.	Scores of Panel
1	3Lz+3T<	<	9.26	-1.38	-2	-2	-3	-3	-2						7.88
2	3Fe	e	4.24	-0.99	-1	-2	-4	-3	-2						3.25
3	CCoSp4		3.50	0.70	3	2	2	2	1						4.20
4	2A		3.63	x 0.33	1	1	0	1	1						3.96
5	FCSp4		3.20	-0.21	-1	0	-1	1	-1						2.99
6	StSq2		2.60	0.35	0	1	1	2	2						2.95
7	LSp4		2.70	0.36	1	1	1	2	2						3.06
			29.13												28.29
Program Components				Factor											
Composition				1.33	5.00	5.25	5.50	5.50	6.00					5.42	
Presentation				1.33	5.25	5.50	5.25	5.75	6.25					5.50	
Skating Skills				1.33	5.75	5.00	5.00	5.25	5.75					5.33	
Judges Total Program Component Score (factored)														21.62	
Deductions:															0.00

Rank	Name	Nation	Starting Number	Total Segment Score	Total Element Score	Total Program Component Score (factored)			Total Deductions						
11	Reese ROSE	CAN	1	49.75	25.02	24.73			0.00						
#	Executed Elements	Info	Base Value	GOE	J1	J2	J3	J4	J5	J6	J7	J8	J9	Ref.	Scores of Panel
1	2T+3T		5.50	0.42	1	1	1	1	2						5.92
2	2F		1.80	-0.72	-4	-4	-4	-4	-3						1.08
3	CCoSp4		3.50	1.28	3	4	4	2	4						4.78
4	2A	x	3.63	0.66	2	3	2	2	2						4.29
5	FCSp2		2.30	0.38	1	2	2	2	1						2.68
6	StSq2		2.60	0.52	2	2	2	1	2						3.12
7	LSp4		2.70	0.45	2	1	2	2	1						3.15
			22.03												25.02
Program Components				Factor											
Composition				1.33	6.25	6.25	6.50	4.50	6.00					6.17	
Presentation				1.33	6.00	6.00	6.00	4.75	6.00					6.00	
Skating Skills				1.33	6.00	7.00	7.00	5.50	6.25					6.42	
Judges Total Program Component Score (factored)														24.73	
Deductions:															0.00

Rank	Name	Nation	Starting Number	Total Segment Score	Total Element Score	Total Program Component Score (factored)			Total Deductions						
12	Marta Helena PRANGEL	EST	39	48.91	26.52	22.39			0.00						
#	Executed Elements	Info	Base Value	GOE	J1	J2	J3	J4	J5	J6	J7	J8	J9	Ref.	Scores of Panel
1	3Lzq+2T		7.20	-1.18	-2	-1	-3	-2	-2						6.02
2	3F<	<	4.24	-0.99	-2	-2	-3	-3	-1						3.25
3	FCSp4		3.20	0.32	1	2	0	2	-1						3.52
4	StSq2		2.60	0.17	1	1	0	2	0						2.77
5	2A	x	3.63	0.33	1	1	0	1	1						3.96
6	CCoSp4		3.50	0.35	1	1	1	2	0						3.85
7	LSp4		2.70	0.45	2	2	1	2	1						3.15
			27.07												26.52
Program Components				Factor											
Composition				1.33	5.75	5.50	5.25	5.25	6.75					5.50	
Presentation				1.33	5.75	5.25	5.50	5.50	6.50					5.58	
Skating Skills				1.33	5.75	5.75	5.00	5.75	6.75					5.75	
Judges Total Program Component Score (factored)														22.39	
Deductions:															0.00



Tallinn / EST

ISU Challenger Series
Tallinn Trophy 2024

November 11 - 17, 2024



JUDGES DETAILS PER SKATER

JUNIOR WOMEN SHORT PROGRAM

Rank	Name	Nation	Starting Number	Total Segment Score	Total Element Score	Total Program Component Score (factored)		Total Deductions							
13	Elizabeth NOU	EST	4	48.33	25.84	23.49		-1.00							
#	Executed Elements	Info	Base Value	GOE	J1	J2	J3	J4	J5	J6	J7	J8	J9	Ref.	Scores of Panel
1	2A		3.30	0.66	3	2	2	2	2						3.96
2	3F<	F <	4.24	-2.12	-5	-5	-5	-5	-5						2.12
3	CCoSp4		3.50	0.35	1	1	1	2	1						3.85
4	3T+2T		6.05	x 0.00	0	0	0	0	0						6.05
5	FCSp4		3.20	-0.32	-1	-1	-2	1	-1						2.88
6	StSq3		3.30	0.44	2	1	1	2	0						3.74
7	LSp4		2.70	0.54	3	2	1	3	-1						3.24
			26.29												25.84
Program Components				Factor											
Composition				1.33	6.25	7.25	6.25	5.25	5.00					5.92	
Presentation				1.33	6.25	6.75	6.00	5.50	5.25					5.92	
Skating Skills				1.33	6.25	7.00	5.75	5.50	5.25					5.83	
Judges Total Program Component Score (factored)														23.49	
Deductions:			Falls	-1.00	(1)							-1.00			

Rank	Name	Nation	Starting Number	Total Segment Score	Total Element Score	Total Program Component Score (factored)		Total Deductions							
14	Lorna MACKOVA	SVK	16	46.59	25.30	21.29		0.00							
#	Executed Elements	Info	Base Value	GOE	J1	J2	J3	J4	J5	J6	J7	J8	J9	Ref.	Scores of Panel
1	3T+3Tq	q	8.40	-1.82	-5	-3	-5	-5	-2						6.58
2	3F		5.30	-1.59	-3	-2	-4	-3	-3						3.71
3	FCSp3		2.80	-0.47	-2	-2	-2	0	-1						2.33
4	2A	x	3.63	0.44	2	2	1	1	1						4.07
5	CCoSp3		3.00	0.50	1	2	1	2	2						3.50
6	StSq2		2.60	0.17	1	0	0	1	1						2.77
7	LSp4		2.70	-0.36	2	-3	-4	1	-2						2.34
			28.43												25.30
Program Components				Factor											
Composition				1.33	5.75	5.00	5.75	4.50	6.00					5.50	
Presentation				1.33	5.50	4.50	5.25	4.50	6.00					5.08	
Skating Skills				1.33	5.50	5.25	5.50	4.75	5.75					5.42	
Judges Total Program Component Score (factored)														21.29	
Deductions:													0.00		


Rank	Name	Nation	Starting Number	Total Segment Score	Total Element Score	Total Program Component Score (factored)		Total Deductions							
15	Natasa JERMOLICKA	LAT	7	46.29	27.66	18.63		0.00							
#	Executed Elements	Info	Base Value	GOE	J1	J2	J3	J4	J5	J6	J7	J8	J9	Ref.	Scores of Panel
1	3F		5.30	0.18	0	1	0	0	1						5.48
2	3Lo+2T		6.20	0.33	1	1	0	0	1						6.53
3	CCoSp4		3.50	0.35	0	1	1	1	1						3.85
4	2A	x	3.63	0.66	2	2	0	2	2						4.29
5	StSq2		2.60	0.00	0	0	-1	0	2						2.60
6	FCSp3		2.80	-0.37	-2	-1	-2	1	-1						2.43
7	LSp3		2.40	0.08	1	0	0	1	0						2.48
			26.43												27.66
Program Components				Factor											
Composition				1.33	4.75	3.25	4.25	4.50	6.50					4.50	
Presentation				1.33	5.00	3.00	4.00	4.50	6.25					4.50	
Skating Skills				1.33	5.75	4.50	4.50	4.75	6.50					5.00	
Judges Total Program Component Score (factored)														18.63	
Deductions:													0.00		

printed: 14.11.2024 15:21

Page 5 / 16

Official Partners






Tallinn / EST

ISU Challenger Series
Tallinn Trophy 2024

November 11 - 17, 2024



JUDGES DETAILS PER SKATER

JUNIOR WOMEN SHORT PROGRAM

Rank	Name	Nation	Starting Number	Total Segment Score	Total Element Score	Total Program Component Score (factored)		Total Deductions							
16	Safiya ABAYEVA	KAZ	11	44.14	26.29	17.85		0.00							
#	Executed Elements	Info	Base Value	GOE	J1	J2	J3	J4	J5	J6	J7	J8	J9	Ref.	Scores of Panel
1	3S+2T		5.60	0.00	0	0	0	0	0						5.60
2	3F		5.30	0.00	0	0	-1	0	0						5.30
3	CCoSp3		3.00	-0.20	-2	0	1	-1	-1						2.80
4	2A		3.63	x 0.22	1	1	0	1	0						3.85
5	StSq2		2.60	0.00	0	0	0	0	-1						2.60
6	FCSp3		2.80	0.28	1	1	1	2	1						3.08
7	LSp4		2.70	0.36	2	1	0	1	2						3.06
			25.63												26.29
Program Components				Factor											
Composition				1.33	4.50	3.50	4.25	4.50	6.00					4.42	
Presentation				1.33	4.50	3.25	3.75	4.25	6.25					4.17	
Skating Skills				1.33	5.00	4.25	5.00	4.50	6.25					4.83	
Judges Total Program Component Score (factored)														17.85	
Deductions:															0.00

Rank	Name	Nation	Starting Number	Total Segment Score	Total Element Score	Total Program Component Score (factored)		Total Deductions							
17	Iiona van STEENBERGHE	BEL	30	43.93	22.98	20.95		0.00							
#	Executed Elements	Info	Base Value	GOE	J1	J2	J3	J4	J5	J6	J7	J8	J9	Ref.	Scores of Panel
1	3S+2T		5.60	0.00	0	0	0	0	0						5.60
2	2Fe	e	1.44	-0.29	-2	-2	-4	-2	-2						1.15
3	LSp4		2.70	0.45	2	2	2	1	1						3.15
4	2A		3.63	x 0.33	1	1	1	1	1						3.96
5	FCSp4		3.20	0.32	1	1	0	2	1						3.52
6	StSq2		2.60	0.00	0	0	0	1	-1						2.60
7	CCoSp3		3.00	0.00	0	0	1	0	-1						3.00
			22.17												22.98
Program Components				Factor											
Composition				1.33	4.00	5.25	5.00	5.25	5.75					5.17	
Presentation				1.33	4.75	4.75	5.50	5.50	6.00					5.25	
Skating Skills				1.33	4.50	5.50	5.25	5.25	5.75					5.33	
Judges Total Program Component Score (factored)														20.95	
Deductions:															0.00


Rank	Name	Nation	Starting Number	Total Segment Score	Total Element Score	Total Program Component Score (factored)		Total Deductions							
18	Alice WESTLING	SWE	34	43.15	22.86	20.29		0.00							
#	Executed Elements	Info	Base Value	GOE	J1	J2	J3	J4	J5	J6	J7	J8	J9	Ref.	Scores of Panel
1	3Lo+2T		6.20	0.00	0	0	0	0	-1						6.20
2	2F		1.80	0.36	2	2	3	2	1						2.16
3	CCoSp4		3.50	0.00	0	1	0	0	-1						3.50
4	2A		3.30	-0.33	-1	-1	-1	-1	-1						2.97
5	FCSp3		2.80	-0.37	-3	-2	-1	-1	-1						2.43
6	StSq2		2.60	0.00	0	0	-1	0	1						2.60
7	SSp4		2.50	0.50	2	2	1	2	2						3.00
			22.70												22.86
Program Components				Factor											
Composition				1.33	4.50	4.25	5.25	5.00	6.00					4.92	
Presentation				1.33	5.00	4.50	4.75	5.00	6.00					4.92	
Skating Skills				1.33	5.00	5.50	5.50	5.25	5.75					5.42	
Judges Total Program Component Score (factored)														20.29	
Deductions:															0.00

printed: 14.11.2024 15:21

Page 6 / 16

Official Partners






Tallinn / EST

ISU Challenger Series
Tallinn Trophy 2024

November 11 - 17, 2024





JUDGES DETAILS PER SKATER

JUNIOR WOMEN SHORT PROGRAM

Rank	Name	Nation	Starting Number	Total Segment Score	Total Element Score	Total Program Component Score (factored)				Total Deductions					
19	Lena EKKER	HUN	23	43.09	21.91	22.18				-1.00					
#	Executed Elements	Info	Base Value	GOE	J1	J2	J3	J4	J5	J6	J7	J8	J9	Ref.	Scores of Panel
1	3F!<	!!<	4.24	-1.56	-1	-3	-4	-4	-4						2.68
2	3Lz<+2T	<	6.02	-1.26	-3	-2	-4	-3	-2						4.76
3	FCSp3		2.80	0.09	0	1	1	0	0						2.89
4	2A<	F <	2.90	x -1.32	-5	-5	-5	-5	-5						1.58
5	CCoSp4		3.50	0.58	1	2	2	2	0						4.08
6	LSp4		2.70	0.36	2	1	1	2	1						3.06
7	StSq2		2.60	0.26	2	1	1	1	-1						2.86
			24.76											21.91	
Program Components				Factor											
Composition				1.33	5.25	5.25	6.00	5.50	5.50					5.42	
Presentation				1.33	5.50	5.50	5.75	5.50	5.50					5.50	
Skating Skills				1.33	5.25	6.25	6.25	5.25	5.75					5.75	
Judges Total Program Component Score (factored)														22.18	
Deductions:			Falls	-1.00 (1)										-1.00	

Rank	Name	Nation	Starting Number	Total Segment Score	Total Element Score	Total Program Component Score (factored)				Total Deductions					
20	Sofia HRYHORENKO	UKR	33	43.03	23.98	20.05				-1.00					
#	Executed Elements	Info	Base Value	GOE	J1	J2	J3	J4	J5	J6	J7	J8	J9	Ref.	Scores of Panel
1	3Lz+2T		7.20	0.39	0	1	-1	1	2						7.59
2	3F!<	F !!<	4.24	-2.12	-5	-5	-5	-5	-5						2.12
3	2A		3.30	0.22	1	0	-1	1	1						3.52
4	FCSp3		2.80	0.37	2	1	0	2	1						3.17
5	LSp3		2.40	0.24	2	0	0	1	3						2.64
6	StSq2		2.60	0.26	1	1	-2	1	2						2.86
7	CCoSp2		2.50	-0.42	-3	-1	-3	0	-1						2.08
			25.04											23.98	
Program Components				Factor											
Composition				1.33	4.50	5.25	4.75	4.50	6.25					4.83	
Presentation				1.33	4.75	5.00	4.00	4.75	6.50					4.83	
Skating Skills				1.33	5.25	5.50	5.00	5.50	6.50					5.42	
Judges Total Program Component Score (factored)														20.05	
Deductions:			Falls	-1.00 (1)										-1.00	
Costume/Prop violation				(2 of 6)											



JUDGES DETAILS PER SKATER JUNIOR WOMEN SHORT PROGRAM

Rank	Name	Nation	Starting Number	Total Segment Score	Total Element Score	Total Program Component Score (factored)			Total Deductions						
21	Annalisa URSINO	ITA	35	42.12	21.07	22.05			-1.00						
#	Executed Elements	Info	Base Value	GOE	J1	J2	J3	J4	J5	J6	J7	J8	J9	Ref.	Scores of Panel
1	3Lo+2T		6.20	0.49	1	1	1	0	2						6.69
2	3F<<	F <<	1.80	-0.90	-5	-5	-5	-5	-5						0.90
3	FCSp3		2.80	0.00	0	0	0	1	-1						2.80
4	2A		3.63	x 0.00	0	0	0	0	1						3.63
5	StSq2		2.60	0.00	1	-1	0	1	-1						2.60
6	CCoSp3		3.00	-0.30	-2	0	0	-1	-2						2.70
7	SSp3		2.10	-0.35	-2	-2	-2	-1	-1						1.75
			22.13												21.07
Program Components				Factor											
Composition				1.33	5.25	5.25	6.25	5.50	6.00					5.58	
Presentation				1.33	5.25	4.50	6.00	5.50	6.50					5.58	
Skating Skills				1.33	5.00	4.75	6.25	5.00	6.25					5.42	
Judges Total Program Component Score (factored)											22.05				
Deductions:			Falls	-1.00 (1)											-1.00

Rank	Name	Nation	Starting Number	Total Segment Score	Total Element Score	Total Program Component Score (factored)			Total Deductions						
22	Annika PELLONMAA	FIN	32	40.99	20.71	20.28			0.00						
#	Executed Elements	Info	Base Value	GOE	J1	J2	J3	J4	J5	J6	J7	J8	J9	Ref.	Scores of Panel
1	SSp4		2.50	0.00	-1	-2	0	2	1						2.50
2	2T<<+COMBO	<<	0.40	-0.20	-5	-5	-5	-5	-5						0.20
3	3F		5.30	-1.06	-2	-2	-3	-2	-1						4.24
4	FCSp2		2.30	-0.31	-2	-2	-1	0	-1						1.99
5	StSq3		3.30	0.22	1	-2	0	1	1						3.52
6	2A		3.63	x 0.66	2	2	1	2	3						4.29
7	CCoSp4		3.50	0.47	1	1	1	2	2						3.97
			20.93												20.71
Program Components				Factor											
Composition				1.33	6.25	4.50	4.25	4.75	5.50					4.92	
Presentation				1.33	6.00	4.50	4.25	5.25	6.00					5.25	
Skating Skills				1.33	5.75	4.00	4.00	5.50	6.00					5.08	
Judges Total Program Component Score (factored)											20.28				
Deductions:														0.00	

Rank	Name	Nation	Starting Number	Total Segment Score	Total Element Score	Total Program Component Score (factored)			Total Deductions						
23	Paula BELEVICA	LAT	36	40.90	21.72	20.18			-1.00						
#	Executed Elements	Info	Base Value	GOE	J1	J2	J3	J4	J5	J6	J7	J8	J9	Ref.	Scores of Panel
1	3T+2T		5.50	0.00	0	0	0	0	0						5.50
2	2A		3.30	-1.10	-3	-3	-4	-4	-3						2.20
3	FCSp3		2.80	0.19	1	1	0	2	-1						2.99
4	3F<	F <	4.66	x -2.12	-5	-5	-5	-5	-5						2.54
5	SSp4		2.50	0.50	3	1	1	3	2						3.00
6	StSq2		2.60	0.09	1	0	1	0	-2						2.69
7	CCoSp3		3.00	-0.20	0	-1	-1	0	-1						2.80
			24.36												21.72
Program Components				Factor											
Composition				1.33	5.00	5.50	5.00	4.50	5.00					5.00	
Presentation				1.33	5.00	5.00	5.25	4.50	5.00					5.00	
Skating Skills				1.33	5.25	5.25	5.00	4.75	5.25					5.17	
Judges Total Program Component Score (factored)											20.18				
Deductions:			Falls	-1.00 (1)											-1.00



Tallinn / EST

ISU Challenger Series
Tallinn Trophy 2024

November 11 - 17, 2024




JUDGES DETAILS PER SKATER

JUNIOR WOMEN SHORT PROGRAM

Rank	Name	Nation	Starting Number	Total Segment Score	Total Element Score	Total Program Component Score (factored)			Total Deductions						
24	Carlota GARCIA BARRANCO	ESP	45	40.51	23.22	18.29			-1.00						
#	Executed Elements	Info	Base Value	GOE	J1	J2	J3	J4	J5	J6	J7	J8	J9	Ref.	Scores of Panel
1	3F!<	F ! <	4.24	-2.12	-5	-5	-5	-5	-5						2.12
2	3T+2T		5.50	0.14	1	1	-1	0	0						5.64
3	FCSp4		3.20	0.11	0	1	0	1	0						3.31
4	2A		3.63	x -0.11	-1	0	-1	0	0						3.52
5	CCoSp4		3.50	0.23	1	0	0	2	1						3.73
6	LSp3		2.40	0.16	1	0	0	1	1						2.56
7	StSq2		2.60	-0.26	-1	-1	-1	-1	-2						2.34
			25.07												23.22
Program Components				Factor											
Composition				1.33	4.75	4.00	4.25	4.75	5.50					4.58	
Presentation				1.33	4.50	4.25	4.00	4.50	5.75					4.42	
Skating Skills				1.33	4.75	4.50	4.00	5.00	5.75					4.75	
Judges Total Program Component Score (factored)											18.29				
Deductions:			Falls	-1.00 (1)											-1.00

Rank	Name	Nation	Starting Number	Total Segment Score	Total Element Score	Total Program Component Score (factored)			Total Deductions						
25	Diana ERPORT	EST	40	40.26	22.74	17.52			0.00						
#	Executed Elements	Info	Base Value	GOE	J1	J2	J3	J4	J5	J6	J7	J8	J9	Ref.	Scores of Panel
1	3F		5.30	-0.88	-1	-1	-3	-2	-2						4.42
2	3S+2T		5.60	0.00	0	0	-1	0	0						5.60
3	2A		3.30	0.00	0	1	-1	0	0						3.30
4	FCSp2		2.30	-0.23	-1	-1	-3	0	-1						2.07
5	StSq2		2.60	-0.26	-1	-1	-2	-1	-1						2.34
6	SSp3		2.10	0.21	1	1	1	2	0						2.31
7	CCoSp3		3.00	-0.30	-1	-1	-1	0	-1						2.70
			24.20												22.74
Program Components				Factor											
Composition				1.33	4.25	4.50	4.50	4.25	5.75					4.42	
Presentation				1.33	4.00	4.25	4.00	4.00	6.00					4.08	
Skating Skills				1.33	4.50	4.50	4.75	4.75	5.75					4.67	
Judges Total Program Component Score (factored)											17.52				
Deductions:														0.00	

Rank	Name	Nation	Starting Number	Total Segment Score	Total Element Score	Total Program Component Score (factored)			Total Deductions						
26	Pernille WITH	NOR	29	40.03	21.54	19.49			-1.00						
#	Executed Elements	Info	Base Value	GOE	J1	J2	J3	J4	J5	J6	J7	J8	J9	Ref.	Scores of Panel
1	2F		1.80	0.18	1	1	1	1	1						1.98
2	3T+3T<	F <	7.56	-2.10	-5	-5	-5	-5	-5						5.46
3	CCoSp3		3.00	0.10	0	1	0	0	1						3.10
4	2A		3.63	x 0.33	1	1	1	2	1						3.96
5	StSq1		1.80	-0.06	0	0	-1	1	-1						1.74
6	FCSp4		3.20	0.21	0	1	0	1	1						3.41
7	SSp3		2.10	-0.21	-1	-1	-1	-1	0						1.89
			23.09												21.54
Program Components				Factor											
Composition				1.33	4.50	4.75	4.75	5.50	5.50					5.00	
Presentation				1.33	5.00	4.50	4.50	5.25	5.00					4.83	
Skating Skills				1.33	4.50	5.00	4.50	5.25	5.00					4.83	
Judges Total Program Component Score (factored)											19.49				
Deductions:			Falls	-1.00 (1)											-1.00



Tallinn / EST

ISU Challenger Series
Tallinn Trophy 2024

November 11 - 17, 2024




JUDGES DETAILS PER SKATER

JUNIOR WOMEN SHORT PROGRAM

Rank	Name	Nation	Starting Number	Total Segment Score	Total Element Score	Total Program Component Score (factored)		Total Deductions							
27	Agne IVANOVAITE	LTU	14	39.11	20.38	18.73		0.00							
#	Executed Elements	Info	Base Value	GOE	J1	J2	J3	J4	J5	J6	J7	J8	J9	Ref.	Scores of Panel
1	1F*	*	0.00	0.00	-	-	-	-	-	-	-	-	-		0.00
2	3Lz+2T		7.20	0.00	0	1	-1	0	0						7.20
3	FCSp3		2.80	-0.37	-1	-1	-2	-1	-2						2.43
4	2A	x	3.63	0.33	1	1	1	1	0						3.96
5	StSq2		2.60	0.09	0	1	-1	1	0						2.69
6	CCoSp2		2.50	0.25	1	1	1	2	-1						2.75
7	LSp1		1.50	-0.15	-1	-1	-1	-1	-1						1.35
			20.23												20.38
Program Components				Factor											
Composition				1.33	4.50	4.25	4.75	4.50	5.50					4.58	
Presentation				1.33	4.50	3.75	4.25	4.50	5.25					4.42	
Skating Skills				1.33	5.25	4.75	5.25	4.75	5.75					5.08	
Judges Total Program Component Score (factored)												18.73			
Deductions:								0.00							

Rank	Name	Nation	Starting Number	Total Segment Score	Total Element Score	Total Program Component Score (factored)		Total Deductions							
28	Marianne MUST	EST	42	38.91	18.63	20.28		0.00							
#	Executed Elements	Info	Base Value	GOE	J1	J2	J3	J4	J5	J6	J7	J8	J9	Ref.	Scores of Panel
1	1Lz*+2T	*	1.30	-0.65	-5	-5	-5	-5	-5						0.65
2	3Fq	q	5.30	-1.06	-2	-2	-2	-2	-2						4.24
3	FCSp4		3.20	0.00	0	0	0	1	-1						3.20
4	StSqB		1.50	0.00	0	0	0	0	-1						1.50
5	2A	x	3.63	0.33	1	1	1	1	1						3.96
6	CCoSp3		3.00	0.00	0	0	0	1	0						3.00
7	LSp3		2.40	-0.32	-1	-2	-1	1	-2						2.08
			20.33												18.63
Program Components				Factor											
Composition				1.33	5.00	4.50	5.50	4.50	5.50					5.00	
Presentation				1.33	5.25	4.00	5.25	4.50	5.25					5.00	
Skating Skills				1.33	5.25	4.50	5.50	5.00	5.50					5.25	
Judges Total Program Component Score (factored)												20.28			
Deductions:								0.00							

Rank	Name	Nation	Starting Number	Total Segment Score	Total Element Score	Total Program Component Score (factored)		Total Deductions							
29	Megija FOGELMANE	LAT	24	38.39	19.65	18.74		0.00							
#	Executed Elements	Info	Base Value	GOE	J1	J2	J3	J4	J5	J6	J7	J8	J9	Ref.	Scores of Panel
1	2A		3.30	0.00	0	2	1	-1	-1						3.30
2	2Lz+2T		3.40	0.00	0	0	0	0	0						3.40
3	FCSp3		2.80	0.09	0	1	1	0	-1						2.89
4	2F	x	1.98	0.06	1	1	0	0	0						2.04
5	StSq2		2.60	-0.09	1	-1	1	-1	-1						2.51
6	LSp3		2.40	-0.16	1	0	-2	-1	-1						2.24
7	CCoSp4		3.50	-0.23	-2	-1	0	-1	0						3.27
			19.98												19.65
Program Components				Factor											
Composition				1.33	5.00	4.50	5.75	4.00	4.50					4.67	
Presentation				1.33	5.00	4.75	5.50	4.25	4.25					4.67	
Skating Skills				1.33	5.25	4.50	5.50	4.50	4.50					4.75	
Judges Total Program Component Score (factored)												18.74			
Deductions:								0.00							




JUDGES DETAILS PER SKATER JUNIOR WOMEN SHORT PROGRAM

Rank	Name	Nation	Starting Number	Total Segment Score	Total Element Score	Total Program Component Score (factored)		Total Deductions							
30	Sofia GADDO	ITA	28	38.33	20.37	18.96		-1.00							
#	Executed Elements	Info	Base Value	GOE	J1	J2	J3	J4	J5	J6	J7	J8	J9	Ref.	Scores of Panel
1	3T+3T<	<	7.56	-1.12	-3	-2	-4	-3	-2						6.44
2	2F		1.80	0.30	1	2	2	2	1						2.10
3	FCSp3		2.80	0.09	0	1	-1	1	0						2.89
4	2A	F	3.63	x -1.65	-5	-5	-5	-5	-5						1.98
5	StSq1		1.80	-0.18	-1	-1	-1	1	-1						1.62
6	CCoSp3		3.00	0.10	1	0	0	2	-1						3.10
7	LSp3		2.40	-0.16	-1	-1	0	0	-2						2.24
			22.99												20.37
Program Components			Factor												
Composition			1.33	4.00	4.50	5.25	4.75	4.75							4.67
Presentation			1.33	4.25	4.25	4.75	4.50	5.00							4.50
Skating Skills			1.33	4.75	5.00	5.75	5.25	5.00							5.08
Judges Total Program Component Score (factored)														18.96	
Deductions:			Falls -1.00 (1)											-1.00	

Rank	Name	Nation	Starting Number	Total Segment Score	Total Element Score	Total Program Component Score (factored)		Total Deductions							
31	Nicole de ROSA	ITA	25	37.92	20.17	17.75		0.00							
#	Executed Elements	Info	Base Value	GOE	J1	J2	J3	J4	J5	J6	J7	J8	J9	Ref.	Scores of Panel
1	SSp3		2.10	0.21	1	1	2	1	0						2.31
2	2F		1.80	0.06	1	1	0	0	0						1.86
3	3T+2T		5.50	0.14	1	1	0	0	0						5.64
4	FCSp1		1.90	-0.19	-2	-2	0	-1	1						1.71
5	2A	x	3.63	-1.10	-3	-2	-4	-4	-3						2.53
6	StSq3		3.30	-0.33	-1	0	-1	-1	-2						2.97
7	CCoSp4		3.50	-0.35	0	-1	0	-2	-2						3.15
			21.73												20.17
Program Components			Factor												
Composition			1.33	4.75	4.50	4.50	4.25	3.75							4.42
Presentation			1.33	4.75	4.50	4.75	4.00	3.75							4.42
Skating Skills			1.33	4.50	4.75	4.50	4.50	4.00							4.50
Judges Total Program Component Score (factored)														17.75	
Deductions:														0.00	


Rank	Name	Nation	Starting Number	Total Segment Score	Total Element Score	Total Program Component Score (factored)		Total Deductions							
32	Laura Isabel KOPPEL	EST	26	37.30	20.69	16.61		0.00							
#	Executed Elements	Info	Base Value	GOE	J1	J2	J3	J4	J5	J6	J7	J8	J9	Ref.	Scores of Panel
1	2A		3.30	0.22	1	2	0	1	0						3.52
2	3Sq+2T	q	5.60	-0.86	-2	-2	-3	-2	-2						4.74
3	FCSp3		2.80	-0.09	-1	0	0	0	-1						2.71
4	2F!	!	1.80	-0.24	-2	-1	-1	-2	-1						1.56
5	StSq2		2.60	-0.26	0	-1	-2	0	-2						2.34
6	CCoSp3		3.00	0.30	1	1	1	1	0						3.30
7	LSp4		2.70	-0.18	2	-1	-1	0	-2						2.52
			21.80												20.69
Program Components			Factor												
Composition			1.33	4.00	3.50	4.25	4.00	4.25							4.08
Presentation			1.33	3.75	3.25	3.50	4.25	4.25							3.83
Skating Skills			1.33	4.50	4.50	4.75	4.75	4.50							4.58
Judges Total Program Component Score (factored)														16.61	
Deductions:														0.00	



Tallinn / EST

ISU Challenger Series
Tallinn Trophy 2024

November 11 - 17, 2024



JUDGES DETAILS PER SKATER

JUNIOR WOMEN SHORT PROGRAM

Rank	Name	Nation	Starting Number	Total Segment Score	Total Element Score	Total Program Component Score (factored)	Total Deductions									
33	Adelija MATJUNINA	LAT	10	36.23	20.50	16.73	-1.00									
#	Executed Elements	Info	Base Value	GOE	J1	J2	J3	J4	J5	J6	J7	J8	J9	Ref.	Scores of Panel	
1	3F<	F <	4.24	-2.12	-5	-5	-5	-5	-5						2.12	
2	3S+2T		5.60	-0.86	-1	-2	-3	-2	-2						4.74	
3	CCoSp3		3.00	0.10	0	0	0	1	1						3.10	
4	2A		3.63	x 0.33	1	1	1	1	1						3.96	
5	StSq2		2.60	0.00	-1	0	0	0	1						2.60	
6	FCSp3		2.80	-0.47	-2	-2	-4	-1	-1						2.33	
7	LSp2		1.90	-0.25	-1	-4	-2	0	-1						1.65	
			23.77												20.50	
Program Components			Factor													
Composition			1.33	4.00	3.25	4.25	4.50	5.75							4.25	
Presentation			1.33	4.00	3.25	3.75	4.50	6.25							4.08	
Skating Skills			1.33	4.25	3.50	4.00	4.50	5.75							4.25	
Judges Total Program Component Score (factored)													16.73			
Deductions:			Falls	-1.00	(1)											-1.00

Rank	Name	Nation	Starting Number	Total Segment Score	Total Element Score	Total Program Component Score (factored)	Total Deductions									
34	Lilian MUSGRAVE	GBR	13	36.07	17.14	19.93	-1.00									
#	Executed Elements	Info	Base Value	GOE	J1	J2	J3	J4	J5	J6	J7	J8	J9	Ref.	Scores of Panel	
1	3F<<	F <<	1.80	-0.90	-5	-5	-5	-5	-4						0.90	
2	3S<<+COMBO		1.30	-0.65	-5	-5	-5	-5	-5						0.65	
3	LSp4		2.70	0.72	3	3	3	2	1						3.42	
4	2A		3.63	x 0.00	0	0	-1	0	0						3.63	
5	StSq2		2.60	0.26	2	1	0	0	2						2.86	
6	FCSp2		2.30	0.00	-1	0	0	0	0						2.30	
7	CCoSp4		3.50	-0.12	0	1	-1	-1	0						3.38	
			17.83												17.14	
Program Components			Factor													
Composition			1.33	6.00	5.00	5.00	4.25	6.00							5.33	
Presentation			1.33	5.25	4.75	4.50	4.00	6.00							4.83	
Skating Skills			1.33	5.00	4.75	4.75	4.25	5.75							4.83	
Judges Total Program Component Score (factored)													19.93			
Deductions:			Falls	-1.00	(1)											-1.00



Rank	Name	Nation	Starting Number	Total Segment Score	Total Element Score	Total Program Component Score (factored)	Total Deductions									
35	Eleonore CIFERRI	ITA	18	35.57	17.95	18.62	-1.00									
#	Executed Elements	Info	Base Value	GOE	J1	J2	J3	J4	J5	J6	J7	J8	J9	Ref.	Scores of Panel	
1	3F		5.30	-1.59	-3	-2	-4	-4	-2						3.71	
2	3Lz+COMBO	F	5.90	-2.95	-5	-5	-5	-5	-5						2.95	
3	FCSp3		2.80	-0.37	-1	-2	-3	0	-1						2.43	
4	2A		3.63	x 0.22	1	1	0	0	1						3.85	
5	CCoSpB		1.70	0.11	0	1	0	1	1						1.81	
6	StSq1		1.80	-0.12	-1	1	0	-1	-1						1.68	
7	LSp2		1.90	-0.38	-2	-3	-3	0	-1						1.52	
			23.03												17.95	
Program Components			Factor													
Composition			1.33	4.50	4.25	5.25	4.75	5.00							4.75	
Presentation			1.33	4.00	4.50	5.00	4.50	4.75							4.58	
Skating Skills			1.33	4.25	4.50	5.00	4.50	5.00							4.67	
Judges Total Program Component Score (factored)													18.62			
Deductions:			Falls	-1.00	(1)											-1.00

printed: 14.11.2024 15:21

Page 12 / 16

Official Partners







JUDGES DETAILS PER SKATER JUNIOR WOMEN SHORT PROGRAM

Rank	Name	Nation	Starting Number	Total Segment Score	Total Element Score	Total Program Component Score (factored)	Total Deductions								
36	Ellinor NORDQVIST	SWE	37	34.34	18.41	18.93	-3.00								
#	Executed Elements	Info	Base Value	GOE	J1	J2	J3	J4	J5	J6	J7	J8	J9	Ref.	Scores of Panel
1	2T+2T		2.60	-0.13	-1	-1	-2	-1	0						2.47
2	3F<	F <	4.24	-2.12	-5	-5	-5	-5	-5						2.12
3	FCSp4		3.20	0.11	1	0	0	2	0						3.31
4	2Aq	F q	3.63	x -1.65	-5	-5	-5	-5	-5						1.98
5	LSp4		2.70	0.18	1	0	0	1	3						2.88
6	StSq3		3.30	0.33	1	0	0	2	2						3.63
7	CCoSp3V		2.25	-0.23	-1	-1	-2	-1	0						2.02
			21.92												18.41
Program Components			Factor												
Composition			1.33	4.75	4.50	4.75	5.00	6.00					4.83		
Presentation			1.33	4.25	4.25	4.50	5.00	6.50					4.58		
Skating Skills			1.33	4.50	4.75	4.25	5.25	6.00					4.83		
Judges Total Program Component Score (factored)													18.93		
Deductions:			Time violation	-1.00	Falls			-2.00 (2)					-3.00		

Rank	Name	Nation	Starting Number	Total Segment Score	Total Element Score	Total Program Component Score (factored)	Total Deductions								
37	Celin Beate ELLINGSEN	NOR	44	32.75	17.13	16.62	-1.00								
#	Executed Elements	Info	Base Value	GOE	J1	J2	J3	J4	J5	J6	J7	J8	J9	Ref.	Scores of Panel
1	3S<+2T	F <	4.74	-0.92	-3	-2	-3	-3	-2						3.82
2	2Aq	F q	3.30	-1.65	-5	-5	-5	-5	-5						1.65
3	CCoSp4		3.50	0.00	0	1	0	0	0						3.50
4	2F	x	1.98	0.00	0	0	0	0	0						1.98
5	FCSp2		2.30	-0.54	-3	-1	-3	-2	-2						1.76
6	StSq2		2.60	-0.35	-1	-1	-2	0	-2						2.25
7	SSp3		2.10	0.07	1	0	1	0	0						2.17
			20.52												17.13
Program Components			Factor												
Composition			1.33	4.00	4.25	4.75	4.50	3.75					4.25		
Presentation			1.33	3.75	4.00	4.00	4.25	3.75					3.92		
Skating Skills			1.33	3.75	4.50	4.50	4.50	4.00					4.33		
Judges Total Program Component Score (factored)													16.62		
Deductions:			Falls	-1.00 (1)											-1.00

Rank	Name	Nation	Starting Number	Total Segment Score	Total Element Score	Total Program Component Score (factored)	Total Deductions								
38	Elea RUSTGAARD	NOR	3	32.49	14.97	17.52	0.00								
#	Executed Elements	Info	Base Value	GOE	J1	J2	J3	J4	J5	J6	J7	J8	J9	Ref.	Scores of Panel
1	3S+COMBO		4.30	-2.15	-5	-5	-5	-5	-5						2.15
2	2F		1.80	0.06	0	1	0	0	1						1.86
3	LSp4		2.70	0.00	0	0	-1	0	1						2.70
4	FCSp4		3.20	0.00	0	1	0	0	0						3.20
5	1A<*	<*	0.00	x 0.00	-	-	-	-	-						0.00
6	StSq1		1.80	-0.12	-1	0	0	-1	-3						1.68
7	CCoSp4		3.50	-0.12	-1	0	-1	0	0						3.38
			17.30												14.97
Program Components			Factor												
Composition			1.33	4.25	5.00	5.25	3.50	4.00					4.42		
Presentation			1.33	4.00	4.75	4.75	3.75	4.00					4.25		
Skating Skills			1.33	4.25	5.25	5.00	3.75	4.25					4.50		
Judges Total Program Component Score (factored)													17.52		
Deductions:													0.00		




JUDGES DETAILS PER SKATER JUNIOR WOMEN SHORT PROGRAM

Rank	Name	Nation	Starting Number	Total Segment Score	Total Element Score	Total Program Component Score (factored)				Total Deductions					
39	Valeria PRUTTSENKO	EST	20	32.18	15.34	17.84				-1.00					
#	Executed Elements	Info	Base Value	GOE	J1	J2	J3	J4	J5	J6	J7	J8	J9	Ref.	Scores of Panel
1	3F!q	!!q	5.30	-1.94	-4	-3	-4	-4	-3						3.36
2	3Tq+1T*	q!*	4.20	-2.10	-5	-5	-5	-5	-5						2.10
3	FCSp2		2.30	-0.08	0	-1	-1	1	0						2.22
4	2A	F	3.63	x -1.65	-5	-5	-5	-5	-5						1.98
5	StSq2		2.60	0.00	0	1	-1	0	0						2.60
6	CCoSp2V		1.88	-0.32	-2	-2	-2	-1	-1						1.56
7	LSp2		1.90	-0.38	-2	-3	-3	-1	-1						1.52
			21.81												15.34
Program Components			Factor												
Composition			1.33	3.75	4.25	4.75	4.50	5.25					4.50		
Presentation			1.33	3.75	4.00	4.25	4.75	5.25					4.33		
Skating Skills			1.33	4.00	4.25	5.50	4.50	5.00					4.58		
Judges Total Program Component Score (factored)													17.84		
Deductions:			Falls	-1.00 (1)										-1.00	

Rank	Name	Nation	Starting Number	Total Segment Score	Total Element Score	Total Program Component Score (factored)				Total Deductions					
40	Polina KUROTSKINA	EST	31	31.43	14.91	16.52				0.00					
#	Executed Elements	Info	Base Value	GOE	J1	J2	J3	J4	J5	J6	J7	J8	J9	Ref.	Scores of Panel
1	2A		3.30	0.00	0	1	0	0	0						3.30
2	2Lz!q+COMBO	!!q	2.10	-1.05	-5	-5	-5	-5	-5						1.05
3	CCoSp2		2.50	0.08	0	1	1	0	-1						2.58
4	2F	x	1.98	0.00	0	0	0	0	0						1.98
5	StSq1		1.80	0.00	0	0	0	0	-2						1.80
6	FCSp3		2.80	-0.84	-3	-3	-3	-2	-3						1.96
7	SSp3		2.10	0.14	2	0	0	2	0						2.24
			16.58												14.91
Program Components			Factor												
Composition			1.33	3.75	3.75	4.75	4.25	4.00					4.00		
Presentation			1.33	3.50	3.50	4.25	4.50	4.00					3.92		
Skating Skills			1.33	4.50	4.25	4.75	4.75	4.25					4.50		
Judges Total Program Component Score (factored)													16.52		
Deductions:													0.00		


Rank	Name	Nation	Starting Number	Total Segment Score	Total Element Score	Total Program Component Score (factored)				Total Deductions					
41	Jelizaveta RUDNEVA	EST	12	30.89	14.16	17.73				-1.00					
#	Executed Elements	Info	Base Value	GOE	J1	J2	J3	J4	J5	J6	J7	J8	J9	Ref.	Scores of Panel
1	1A*	*	0.00	0.00	-	-	-	-	-						0.00
2	3T+COMBO	F	4.20	-2.10	-5	-5	-5	-5	-5						2.10
3	FCSp1		1.90	-0.25	-1	-1	-2	2	-2						1.65
4	2F	x	1.98	0.18	1	1	1	1	0						2.16
5	CCoSp2		2.50	0.17	0	2	1	1	0						2.67
6	StSq3		3.30	0.11	0	1	0	1	-1						3.41
7	SSp3		2.10	0.07	0	0	1	1	-1						2.17
			15.98												14.16
Program Components			Factor												
Composition			1.33	5.25	4.50	4.25	5.00	4.50					4.67		
Presentation			1.33	4.25	3.75	4.00	4.50	4.00					4.08		
Skating Skills			1.33	4.75	4.25	4.75	4.75	4.25					4.58		
Judges Total Program Component Score (factored)													17.73		
Deductions:			Falls	-1.00 (1)										-1.00	



Tallinn / EST

ISU Challenger Series
Tallinn Trophy 2024

November 11 - 17, 2024




JUDGES DETAILS PER SKATER

JUNIOR WOMEN SHORT PROGRAM

Rank	Name	Nation	Starting Number	Total Segment Score	Total Element Score	Total Program Component Score (factored)		Total Deductions							
42	Varvara MOROZOVA	EST	6	26.86	14.01	14.85		-2.00							
#	Executed Elements	Info	Base Value	GOE	J1	J2	J3	J4	J5	J6	J7	J8	J9	Ref.	Scores of Panel
1	3S<<+COMBO	F <<	1.30	-0.65	-5	-5	-5	-5	-5						0.65
2	3F<	F <	4.24	-2.12	-5	-5	-5	-5	-5						2.12
3	FCSp3		2.80	-0.65	-3	-2	-3	-2	-1						2.15
4	2A		3.63	x -0.33	-1	-1	-1	-1	0						3.30
5	CCoSp3		3.00	-0.10	-1	-1	0	0	1						2.90
6	StSq1		1.80	-0.30	-2	-1	-2	-2	-1						1.50
7	SSp2		1.60	-0.21	-1	-2	-1	-1	-2						1.39
			18.37												14.01
Program Components				Factor											
Composition				1.33	3.00	3.50	4.00	3.25	4.75					3.58	
Presentation				1.33	2.75	3.25	3.75	3.50	4.50					3.50	
Skating Skills				1.33	3.50	4.00	4.50	3.75	4.75					4.08	
Judges Total Program Component Score (factored)															14.85
Deductions:			Falls	-2.00	(2)										-2.00

Rank	Name	Nation	Starting Number	Total Segment Score	Total Element Score	Total Program Component Score (factored)		Total Deductions								
43	Helina KULL	EST	2	26.45	11.27	15.18		0.00								
#	Executed Elements	Info	Base Value	GOE	J1	J2	J3	J4	J5	J6	J7	J8	J9	Ref.	Scores of Panel	
1	1Lo**2T	*	1.30	-0.65	-5	-5	-5	-5	-5						0.65	
2	2F!	!	1.80	-0.18	-1	-2	0	-1	-1						1.62	
3	CCoSp4		3.50	0.00	0	0	0	1	-1						3.50	
4	1A*	*	0.00	x 0.00	-	-	-	-	-						0.00	
5	FCSp3		2.80	-0.56	-3	-2	-2	-2	-2						2.24	
6	StSq2		2.60	-0.69	-3	-3	-1	-2	-3						1.91	
7	LSp1		1.50	-0.15	-1	-1	-1	-1	-1						1.35	
			13.50												11.27	
Program Components				Factor												
Composition				1.33	3.00	3.50	4.50	3.75	4.25					3.83		
Presentation				1.33	3.00	3.00	4.00	3.50	4.00					3.50		
Skating Skills				1.33	3.50	4.25	4.50	4.00	4.00					4.08		
Judges Total Program Component Score (factored)															15.18	
Deductions:																0.00


Rank	Name	Nation	Starting Number	Total Segment Score	Total Element Score	Total Program Component Score (factored)		Total Deductions							
44	Katarina KALME	EST	43	25.01	11.83	15.18		-2.00							
#	Executed Elements	Info	Base Value	GOE	J1	J2	J3	J4	J5	J6	J7	J8	J9	Ref.	Scores of Panel
1	3S<<+COMBO	F <<	1.30	-0.65	-5	-5	-5	-5	-5						0.65
2	2Aq	F q	3.30	-1.65	-5	-5	-5	-5	-5						1.65
3	SSp3		2.10	0.07	1	0	0	1	-1						2.17
4	2F		1.98	x 0.00	0	0	-1	0	0						1.98
5	StSqB		1.50	-0.15	-1	-1	-1	-1	-2						1.35
6	FCSp2		2.30	-0.69	-3	-3	-3	-2	-3						1.61
7	CCoSp2		2.50	-0.08	-1	0	-1	0	0						2.42
			14.98												11.83
Program Components				Factor											
Composition				1.33	3.75	3.50	3.75	4.50	4.25					3.92	
Presentation				1.33	3.50	3.25	4.00	4.50	4.00					3.83	
Skating Skills				1.33	3.25	3.75	3.25	4.00	4.00					3.67	
Judges Total Program Component Score (factored)															15.18
Deductions:			Falls	-2.00	(2)										-2.00



Tallinn / EST

ISU Challenger Series
Tallinn Trophy 2024

November 11 - 17, 2024



JUDGES DETAILS PER SKATER

JUNIOR WOMEN SHORT PROGRAM

Rank	Name	Nation	Starting Number	Total Segment Score	Total Element Score	Total Program Component Score (factored)		Total Deductions							
45	Linda DZERVE	LAT	9	23.94	11.53	14.41		-2.00							
#	Executed Elements	Info	Base Value	GOE	J1	J2	J3	J4	J5	J6	J7	J8	J9	Ref.	Scores of Panel
1	3S<+COMBO	F <	3.44	-1.72	-5	-5	-5	-5	-5						1.72
2	2Aq	F q	3.30	-1.65	-5	-5	-5	-5	-5						1.65
3	FCSp2		2.30	-0.61	-2	-3	-3	-1	-3						1.69
4	SSp2		1.60	0.00	1	-1	1	-1	0						1.60
5	2F	x	1.98	0.00	0	0	0	0	0						1.98
6	StSq1		1.80	-0.24	-2	-1	0	-2	-1						1.56
7	CCoSp2		2.50	-1.17	-5	-5	-5	-4	-4						1.33
			16.92												11.53
Program Components				Factor											
Composition				1.33	2.75	3.50	4.50	3.75	3.50					3.58	
Presentation				1.33	2.75	3.25	4.25	3.50	3.75					3.50	
Skating Skills				1.33	3.75	3.75	4.00	3.50	3.75					3.75	
Judges Total Program Component Score (factored)														14.41	
Deductions:			Falls	-2.00	(2)							-2.00			

Legend:

#	Sequence number	GOE	Grade of Execution	Jx	Judges (x=1-9)	Ref.	Referee
*	Invalid element	e	Wrong edge	<	Under-rotated jump	<<	Downgraded jump
x	Credit for highlight distribution, base value multiplied by 1.1			!	Not clear edge	F	Fall
q	Jump landed on the quarter						

printed: 14.11.2024 15:21

Page 16 / 16

Official Partners

