


Tallinn / EST

ISU Challenger Series  
Tallinn Trophy 2024

November 11 - 17, 2024



## JUDGES DETAILS PER SKATER

### JUNIOR ICE DANCE FREE DANCE

Rank	Name	Nation	Starting Number	Total Segment Score	Total Element Score	Total Program Component Score (factored)				Total Deductions					
1	Alexia KRUK / Jan EISENHABER	GER	7	80.21	43.39	36.82				0.00					
#	Executed Elements	Info	Base Value	GOE	J1	J2	J3	J4	J5	J6	J7	J8	J9	Ref.	Scores of Panel
1	SyTwW3+SyTwM3		6.10	0.72	1	2	1	0	1						6.82
2	SILi4		5.45	0.96	2	3	2	2	2						6.41
3	DSP4		6.00	0.75	2	1	1	1	2						6.75
4	OFTW1+OFTM2		5.09	0.24	1	1	0	-1	0						5.33
5	MiStW2+MiStM1		7.21	1.04	1	1	1	0	1						8.25
6	ChAJ1		1.10	0.55	2	1	-1	0	1						1.65
7	ChSt1		1.10	0.83	1	1	1	1	2						1.93
8	RoLi4		5.45	0.80	2	2	1	1	2						6.25
			<b>37.50</b>											<b>43.39</b>	
Program Components				Factor											
Composition				2.00	6.00	6.50	6.00	5.75	6.25					6.08	
Presentation				2.00	6.25	6.50	5.50	6.00	6.50					6.25	
Skating Skills				2.00	6.50	6.25	5.75	6.00	6.00					6.08	
<b>Judges Total Program Component Score (factored)</b>														<b>36.82</b>	
<b>Deductions:</b>															<b>0.00</b>

Rank	Name	Nation	Starting Number	Total Segment Score	Total Element Score	Total Program Component Score (factored)				Total Deductions					
2	Mimi MARLER DAVIES / Joseph BLACK	GBR	6	74.45	40.45	34.00				0.00					
#	Executed Elements	Info	Base Value	GOE	J1	J2	J3	J4	J5	J6	J7	J8	J9	Ref.	Scores of Panel
1	OFTW1+OFTM1		4.84	0.72	1	2	1	1	1						5.56
2	SyTwW2+SyTwM4		6.09	0.97	1	2	1	1	2						7.06
3	RoLi4		5.45	0.48	1	1	2	1	1						5.93
4	ChTw1		1.10	0.28	1	1	0	-1	0						1.38
5	DiStW1+DiStM2		7.21	0.35	0	1	0	0	1						7.56
6	StLi2		3.95	0.16	1	1	0	0	0						4.11
7	ChSt1		1.10	1.38	2	3	2	1	1						2.48
8	DSP4		6.00	0.37	1	1	0	0	1						6.37
			<b>35.74</b>											<b>40.45</b>	
Program Components				Factor											
Composition				2.00	6.00	6.25	5.75	5.50	5.50					5.75	
Presentation				2.00	5.50	6.25	5.75	5.25	5.50					5.58	
Skating Skills				2.00	5.75	5.75	5.50	5.75	5.25					5.67	
<b>Judges Total Program Component Score (factored)</b>														<b>34.00</b>	
<b>Deductions:</b>															<b>0.00</b>


Rank	Name	Nation	Starting Number	Total Segment Score	Total Element Score	Total Program Component Score (factored)				Total Deductions					
3	Zofia GRZEGORZEWSKA / Oleg MURATOV	POL	3	71.99	41.15	30.84				0.00					
#	Executed Elements	Info	Base Value	GOE	J1	J2	J3	J4	J5	J6	J7	J8	J9	Ref.	Scores of Panel
1	SyTwW3+SyTwM3		6.10	0.48	1	1	-1	0	2						6.58
2	ChSp1		1.10	0.55	1	1	0	-1	1						1.65
3	DSP4		6.00	0.37	1	0	0	1	1						6.37
4	SILi4+RoLi4		10.90	1.92	2	2	2	1	2						12.82
5	OFTW1+OFTM1		4.84	0.00	0	1	-1	-1	1						4.84
6	SeStW1+SeStM1		6.96	0.00	0	0	-1	0	0						6.96
7	ChSt1		1.10	0.83	1	1	0	1	1						1.93
			<b>37.00</b>											<b>41.15</b>	
Program Components				Factor											
Composition				2.00	4.25	5.50	5.25	5.25	5.75					5.33	
Presentation				2.00	4.75	5.25	5.00	5.25	5.75					5.17	
Skating Skills				2.00	4.50	5.00	4.75	5.00	5.50					4.92	
<b>Judges Total Program Component Score (factored)</b>														<b>30.84</b>	
<b>Deductions:</b>															<b>0.00</b>

printed: 17.11.2024 10:34

Page 1 / 3

Official Partners






Tallinn / EST

ISU Challenger Series  
Tallinn Trophy 2024

November 11 - 17, 2024





## JUDGES DETAILS PER SKATER

### JUNIOR ICE DANCE FREE DANCE

Rank	Name	Nation	Starting Number	Total Segment Score	Total Element Score	Total Program Component Score (factored)		Total Deductions							
4	Enna KESTI / Oskari LIEDENPOHJA	FIN	4	64.24	34.92	29.32		0.00							
#	Executed Elements	Info	Base Value	GOE	J1	J2	J3	J4	J5	J6	J7	J8	J9	Ref.	Scores of Panel
1	CiStW1+CiStM1		6.96	0.69	1	1	1	0	0						7.65
2	OFTW1+OFTM1		4.84	-0.24	0	0	-1	-2	0						4.60
3	SILi4+RoLi4		10.90	0.32	1	1	0	0	-1						11.22
4	SyTwW1+SyTwM4		5.84	-1.94	-2	-3	-2	-3	-3						3.90
5	DSP4		6.00	-0.56	0	-1	-1	-1	-1						5.44
6	ChSt1	!	1.10	-0.37	0	-1	-2	-3	-2						0.73
7	ChLi1		1.10	0.28	1	0	0	1	0						1.38
			<b>36.74</b>												<b>34.92</b>
Program Components			Factor												
Composition			2.00	4.75	5.25	5.25	5.00	5.00						5.08	
Presentation			2.00	4.75	5.25	4.75	4.75	5.00						4.83	
Skating Skills			2.00	5.00	4.75	4.75	4.75	4.75						4.75	
<b>Judges Total Program Component Score (factored)</b>														<b>29.32</b>	
<b>Deductions:</b>															<b>0.00</b>

Rank	Name	Nation	Starting Number	Total Segment Score	Total Element Score	Total Program Component Score (factored)		Total Deductions							
5	Ksenia SIPUNOVA / Miron KORJAGIN	EST	5	62.43	35.09	30.34		-3.00							
#	Executed Elements	Info	Base Value	GOE	J1	J2	J3	J4	J5	J6	J7	J8	J9	Ref.	Scores of Panel
1	OFTW1+OFTM1		4.84	0.72	1	2	1	1	1						5.56
2	SILi4		5.45	0.48	1	1	1	0	1						5.93
3	SyTwW2+SyTwM4		6.09	0.00	0	1	0	-2	0						6.09
4	ChSt1		1.10	0.55	0	2	1	0	1						1.65
5	DiStW1+DiStM1	Fx	6.96	-4.87	-5	-4	-5	-4	-5						2.09
6	RoLi4		5.45	0.48	1	1	1	1	0						5.93
7	DSP4		6.00	0.19	1	0	0	0	1						6.19
8	ChSt1		1.10	0.55	1	1	1	0	0						1.65
			<b>36.99</b>												<b>35.09</b>
Program Components			Factor												
Composition			2.00	5.25	5.50	5.25	4.75	5.25						5.25	
Presentation			2.00	4.75	5.25	5.00	4.50	5.00						4.92	
Skating Skills			2.00	4.75	5.25	5.25	4.75	5.00						5.00	
<b>Judges Total Program Component Score (factored)</b>														<b>30.34</b>	
<b>Deductions:</b>			Time violation	-1.00	Falls				-2.00 (2)						<b>-3.00</b>

Rank	Name	Nation	Starting Number	Total Segment Score	Total Element Score	Total Program Component Score (factored)		Total Deductions							
6	Arina BELJAJEVA / Frederick MERILO	EST	2	49.95	28.61	21.34		0.00							
#	Executed Elements	Info	Base Value	GOE	J1	J2	J3	J4	J5	J6	J7	J8	J9	Ref.	Scores of Panel
1	DiStW1+DiStM1		6.96	-0.69	-1	0	-1	0	-1						6.27
2	RoLi4		5.45	0.00	0	0	-1	1	0						5.45
3	OFTW1+OFTM1		4.84	-0.72	-1	0	-1	-1	-1						4.12
4	CuLi3		4.70	-0.16	0	-1	-1	0	0						4.54
5	DSP2		4.50	-0.94	-1	-2	-3	-1	-2						3.56
6	SyTwW2+SyTwM1		5.09	-2.18	-2	-3	-3	-3	-3						2.91
7	ChSt1	!	1.10	-0.44	-1	-2	-2	-2	-2						0.66
8	ChSp1		1.10	0.00	0	0	0	-1	1						1.10
			<b>33.74</b>												<b>28.61</b>
Program Components			Factor												
Composition			2.00	3.25	4.00	3.25	4.50	3.75						3.67	
Presentation			2.00	3.00	3.75	3.25	3.75	4.00						3.58	
Skating Skills			2.00	3.25	3.50	3.00	4.00	3.50						3.42	
<b>Judges Total Program Component Score (factored)</b>														<b>21.34</b>	
<b>Deductions:</b>															<b>0.00</b>



## JUDGES DETAILS PER SKATER JUNIOR ICE DANCE FREE DANCE

Rank	Name	Nation	Starting Number	Total Segment Score	Total Element Score	Total Program Component Score (factored)		Total Deductions								
7	Sonja LUKYANOVA WERNER / Isak Bengt-Eric GRANS	SWE	1	36.00	21.34	16.66		-2.00								
#	Executed Elements	Info	Base Value	GOE	J1	J2	J3	J4	J5	J6	J7	J8	J9	Ref.	Scores of Panel	
1	OFTW1+OFTM1		4.84	-0.97	-2	0	-2	-1	-1						3.87	
2	DSp1	Fx	3.75	-2.81	-5	-5	-5	-5	-5						0.94	
3	SyTwWB+SyTwM2		3.47	-2.26	-4	-4	-5	-5	-5						1.21	
4	SILi3		4.70	-0.32	0	-1	-2	0	-1						4.38	
5	ChSt1		1.10	-0.22	0	-1	-3	-1	-1						0.88	
6	DiStW1+DiStM1		6.96	-1.73	-1	-2	-1	-2	-2						5.23	
7	RoLi2		3.95	0.00	0	0	-1	0	0						3.95	
8	ChSp1		1.10	-0.22	0	-1	-1	-2	-1						0.88	
			<b>29.87</b>												<b>21.34</b>	
Program Components				Factor												
Composition				2.00	3.00	3.00	2.50	3.25	3.25							3.08
Presentation				2.00	2.50	2.75	2.25	2.75	3.25							2.67
Skating Skills				2.00	2.50	2.75	2.00	2.50	3.00							2.58
<b>Judges Total Program Component Score (factored)</b>														<b>16.66</b>		
<b>Deductions:</b>			Falls	-2.00	(2)										<b>-2.00</b>	
Violation of choreo restrictions				(1 of 6)												

Legend:							
#	Sequence number	GOE	Grade of Execution	Jx	Judges (x=1-9)	Ref.	Referee
!	Element does not fulfill all requirements	F	Fall	Fx	Fall > 1		