



Tallinn / EST

Interclub Figure Skating Competition
Tallinn Trophy 2024

02.11-03.11.2024




JUDGES DETAILS PER SKATER
ADVANCED NOVICE GIRLS SHORT PROGRAM

Rank	Name	Nation	Starting Number	Total Segment Score	Total Element Score	Total Program Component Score (factored)			Total Deductions							
1	Varvara PÖDER	EST	5	33.05	19.04	14.01			0.00							
#	Executed Elements	Info	Base Value	GOE	J1	J2	J3	J4	J5	J6	J7	J8	J9	Bonus	Ref.	Scores of Panel
1	2Ab	b	3.30	0.66	2	2	2	2	2					1.00		4.96
2	2Lz+2T		3.40	0.21	1	1	1	2	1							3.61
3	2F!	!	1.80	-0.06	-1	0	0	0	-1							1.74
4	CCoSp3		3.00	0.40	1	0	2	2	1							3.40
5	StSq2		2.60	0.17	0	0	2	1	1							2.77
6	LSp3		2.40	0.16	1	1	2	0	0							2.56
			16.50													19.04
Program Components				Factor												
Composition				1.07	4.00	4.50	4.75	3.00	4.00					4.17		
Presentation				1.07	4.25	4.50	5.00	3.75	4.50					4.42		
Skating Skills				1.07	4.50	4.25	5.00	4.75	4.25					4.50		
Judges Total Program Component Score (factored)														14.01		
Deductions:														0.00		

Rank	Name	Nation	Starting Number	Total Segment Score	Total Element Score	Total Program Component Score (factored)			Total Deductions							
2	Vilena IVANNIKOVA	EST	13	32.49	18.44	14.55			-0.50							
#	Executed Elements	Info	Base Value	GOE	J1	J2	J3	J4	J5	J6	J7	J8	J9	Ref.	Scores of Panel	
1	3Lz<+2T	<	6.02	-0.94	-2	-2	-1	-2	-2						5.08	
2	3T<	<	3.36	-0.45	-2	-2	-1	-1	-1						2.91	
3	LSp3		2.40	0.64	3	3	3	2	2						3.04	
4	2A<	<	2.64	-0.53	-2	-2	-2	-2	-2						2.11	
5	StSq1		1.80	0.30	2	2	2	1	1						2.10	
6	CCoSp3		3.00	0.20	1	0	1	2	-1						3.20	
			19.22													18.44
Program Components				Factor												
Composition				1.07	4.50	4.75	5.25	4.00	4.75					4.67		
Presentation				1.07	4.50	4.25	5.50	4.00	4.50					4.42		
Skating Skills				1.07	4.50	4.50	5.25	4.25	4.50					4.50		
Judges Total Program Component Score (factored)														14.55		
Deductions:				Time violation							-0.50			-0.50		

Rank	Name	Nation	Starting Number	Total Segment Score	Total Element Score	Total Program Component Score (factored)			Total Deductions							
3	Mia Liisu KRUMINS	EST	3	30.66	16.30	14.36			0.00							
#	Executed Elements	Info	Base Value	GOE	J1	J2	J3	J4	J5	J6	J7	J8	J9	Ref.	Scores of Panel	
1	2F		1.80	0.24	2	1	1	1	2						2.04	
2	2Lz+2T		3.40	0.21	1	1	1	2	1						3.61	
3	CCoSp3		3.00	0.50	2	1	2	2	1						3.50	
4	2A	F	3.30	-1.65	-5	-5	-5	-5	-5						1.65	
5	LSp3		2.40	0.24	1	2	1	1	1						2.64	
6	StSq2		2.60	0.26	2	1	1	0	1						2.86	
			16.50													16.30
Program Components				Factor												
Composition				1.07	4.75	4.25	4.50	3.50	4.50					4.42		
Presentation				1.07	4.50	4.50	4.50	3.75	4.25					4.42		
Skating Skills				1.07	5.00	4.50	4.75	3.75	4.50					4.58		
Judges Total Program Component Score (factored)														14.36		
Deductions:														0.00		



Interclub Figure Skating Competition
Tallinn Trophy 2024

Tallinn / EST

02.11-03.11.2024




JUDGES DETAILS PER SKATER
ADVANCED NOVICE GIRLS SHORT PROGRAM

Rank	Name	Nation	Starting Number	Total Segment Score	Total Element Score	Total Program Component Score (factored)		Total Deductions								
4	Vasilisa RÖNDINA	EST	14	28.42	14.50	13.92		0.00								
#	Executed Elements	Info	Base Value	GOE	J1	J2	J3	J4	J5	J6	J7	J8	J9	Ref.	Scores of Panel	
1	2A<	F <	2.64	-1.32	-5	-5	-5	-5	-5						1.32	
2	2F+2T		3.10	0.00	0	-1	0	0	0						3.10	
3	CCoSp3		3.00	0.20	1	0	0	1	1						3.20	
4	2Lz		2.10	0.14	1	1	0	1	0						2.24	
5	StSq1		1.80	0.12	2	0	1	1	0						1.92	
6	LSp3		2.40	0.32	2	1	1	0	2						2.72	
			15.04												14.50	
Program Components			Factor													
Composition			1.07	4.75	4.50	4.00	4.50	4.50	4.50	4.50	4.50	4.50	4.50	4.50	4.50	4.50
Presentation			1.07	4.75	4.25	4.25	4.50	4.50	4.50	4.75						4.50
Skating Skills			1.07	4.50	4.00	4.00	3.75	4.00								4.00
Judges Total Program Component Score (factored)														13.92		
Deductions:																0.00

Rank	Name	Nation	Starting Number	Total Segment Score	Total Element Score	Total Program Component Score (factored)		Total Deductions									
5	Sofia KAZAKOVA	EST	12	28.02	14.81	13.21		0.00									
#	Executed Elements	Info	Base Value	GOE	J1	J2	J3	J4	J5	J6	J7	J8	J9	Bonus	Ref.	Scores of Panel	
1	2Lz		2.10	-0.21	0	-2	-1	-1	-1							1.89	
2	2AqB	q b	3.30	-1.65	-5	-5	-5	-5	-5					1.00		2.65	
3	CCoSp3		3.00	-0.10	1	0	-1	0	-1							2.90	
4	2F+2T		3.10	0.00	0	0	0	0	0							3.10	
5	StSq2		2.60	-0.09	2	-1	0	0	-1							2.51	
6	SSp2		1.60	0.16	2	1	-1	1	1							1.76	
			15.70												14.81		
Program Components			Factor														
Composition			1.07	4.75	4.25	3.50	4.25	4.25	4.25	4.25	4.25	4.25	4.25	4.25	4.25	4.25	4.25
Presentation			1.07	5.00	4.25	3.75	4.50	4.50	4.50	4.50	4.50	4.50	4.50	4.50	4.50	4.50	4.42
Skating Skills			1.07	4.25	4.00	3.50	3.50	3.50	3.50							3.67	
Judges Total Program Component Score (factored)														13.21			
Deductions:																0.00	

Rank	Name	Nation	Starting Number	Total Segment Score	Total Element Score	Total Program Component Score (factored)		Total Deductions								
6	Lilli Ann PRANGEL	EST	8	27.93	13.85	14.08		0.00								
#	Executed Elements	Info	Base Value	GOE	J1	J2	J3	J4	J5	J6	J7	J8	J9	Ref.	Scores of Panel	
1	1A		1.10	0.11	1	1	1	2	1						1.21	
2	2F+2T<	F <	2.84	-0.90	-5	-5	-5	-5	-5						1.94	
3	CCoSp3		3.00	0.10	1	1	0	0	0						3.10	
4	2Lz!	!	2.10	-0.07	0	0	-1	1	-1						2.03	
5	StSq2		2.60	0.52	2	3	1	2	2						3.12	
6	SSp3		2.10	0.35	2	1	2	2	1						2.45	
			13.74												13.85	
Program Components			Factor													
Composition			1.07	4.50	4.25	4.25	4.25	4.25	4.50	4.50	4.50	4.50	4.50	4.50	4.50	4.33
Presentation			1.07	4.75	4.50	4.50	4.50	4.50	4.50	4.50	4.50	4.50	4.50	4.50	4.50	4.50
Skating Skills			1.07	4.50	4.25	4.25	4.25	4.50	4.00							4.33
Judges Total Program Component Score (factored)														14.08		
Deductions:																0.00



Interclub Figure Skating Competition
Tallinn Trophy 2024

Tallinn / EST

02.11-03.11.2024




JUDGES DETAILS PER SKATER
ADVANCED NOVICE GIRLS SHORT PROGRAM

Rank	Name	Nation	Starting Number	Total Segment Score	Total Element Score	Total Program Component Score (factored)			Total Deductions							
7	Ksenia NAUMOVA	EST	19	27.32	14.66	12.66			0.00							
#	Executed Elements	Info	Base Value	GOE	J1	J2	J3	J4	J5	J6	J7	J8	J9	Bonus	Ref.	Scores of Panel
1	2Ab	b	3.30	0.22	1	1	1	0	0					1.00		4.52
2	1Lz*	*	0.00	0.00	-	-	-	-	-							0.00
3	CCoSp3		3.00	0.20	0	0	1	1	1							3.20
4	2F+2T		3.10	0.00	0	0	1	0	0							3.10
5	StSq1		1.80	-0.06	0	0	0	-1	-1							1.74
6	SSp3		2.10	0.00	1	0	0	0	0							2.10
			13.30													14.66
Program Components			Factor													
Composition			1.07	4.25	4.00	4.00	3.50	3.50					3.83			
Presentation			1.07	4.50	3.75	4.00	4.00	4.00	4.00			4.00				
Skating Skills			1.07	4.00	4.00	4.25	4.00	3.75					4.00			
Judges Total Program Component Score (factored)												12.66				
Deductions:										0.00						

Rank	Name	Nation	Starting Number	Total Segment Score	Total Element Score	Total Program Component Score (factored)			Total Deductions						
8	Eva FILIPIA	EST	18	27.17	14.07	13.10			0.00						
#	Executed Elements	Info	Base Value	GOE	J1	J2	J3	J4	J5	J6	J7	J8	J9	Ref.	Scores of Panel
1	1A		1.10	0.11	0	0	1	2	2						1.21
2	2Lz+2T		3.40	0.00	0	0	0	0	0						3.40
3	2F		1.80	0.00	0	0	0	0	0						1.80
4	CCoSp3		3.00	0.10	0	0	0	1	1						3.10
5	StSq1		1.80	0.12	1	-1	1	2	0						1.92
6	LSp3		2.40	0.24	0	1	2	2	0						2.64
			13.50												14.07
Program Components			Factor												
Composition			1.07	4.25	4.00	3.75	4.25	4.25					4.17		
Presentation			1.07	4.50	4.25	4.00	4.50	4.25					4.33		
Skating Skills			1.07	4.25	3.75	3.75	3.75	3.75					3.75		
Judges Total Program Component Score (factored)												13.10			
Deductions:										0.00					


Rank	Name	Nation	Starting Number	Total Segment Score	Total Element Score	Total Program Component Score (factored)			Total Deductions						
9	Helisa-Annabel VESTEL	EST	15	26.07	13.50	12.57			0.00						
#	Executed Elements	Info	Base Value	GOE	J1	J2	J3	J4	J5	J6	J7	J8	J9	Ref.	Scores of Panel
1	2A<	F <	2.64	-1.32	-5	-5	-5	-5	-5						1.32
2	2Lz+2T		3.40	-0.21	-1	-1	-1	0	-1						3.19
3	2F		1.80	0.00	0	0	0	0	0						1.80
4	SSp3		2.10	0.00	0	0	-2	0	0						2.10
5	CCoSp3		3.00	-0.60	-2	-2	-2	1	-2						2.40
6	StSq2		2.60	0.09	2	-1	0	1	0						2.69
			15.54												13.50
Program Components			Factor												
Composition			1.07	4.50	3.75	3.75	4.25	4.25					4.08		
Presentation			1.07	4.00	3.75	3.50	4.25	4.00					3.92		
Skating Skills			1.07	3.75	3.50	3.50	4.00	4.00					3.75		
Judges Total Program Component Score (factored)												12.57			
Deductions:										0.00					



Tallinn / EST

Interclub Figure Skating Competition
Tallinn Trophy 2024

02.11-03.11.2024




JUDGES DETAILS PER SKATER
ADVANCED NOVICE GIRLS SHORT PROGRAM

Rank	Name	Nation	Starting Number	Total Segment Score	Total Element Score	Total Program Component Score (factored)		Total Deductions							
10	Isabel SAKS	EST	9	25.73	13.43	12.30		0.00							
#	Executed Elements	Info	Base Value	GOE	J1	J2	J3	J4	J5	J6	J7	J8	J9	Ref.	Scores of Panel
1	1A		1.10	0.15	1	1	1	2	2						1.25
2	2F		1.80	-0.06	-1	-1	0	0	0						1.74
3	SSp3		2.10	0.14	1	0	2	1	0						2.24
4	2Lz+2T		3.40	0.00	-2	0	0	0	0						3.40
5	CCoSp3		3.00	0.00	0	0	0	0	0						3.00
6	StSq1		1.80	0.00	0	0	0	1	0						1.80
			13.20												13.43
Program Components			Factor												
Composition			1.07	4.00	4.00	3.75	3.75	3.75			3.83				
Presentation			1.07	4.00	4.00	3.50	3.75	3.50			3.75				
Skating Skills			1.07	3.75	3.75	4.00	4.25	4.00			3.92				
Judges Total Program Component Score (factored)												12.30			
Deductions:												0.00			

Rank	Name	Nation	Starting Number	Total Segment Score	Total Element Score	Total Program Component Score (factored)		Total Deductions							
11	Lenna SOOSUU	EST	20	25.64	13.68	11.96		0.00							
#	Executed Elements	Info	Base Value	GOE	J1	J2	J3	J4	J5	J6	J7	J8	J9	Ref.	Scores of Panel
1	2A<	F <	2.64	-1.32	-5	-5	-5	-5	-5						1.32
2	2F		1.80	0.00	0	0	0	0	0						1.80
3	CCoSp2		2.50	-0.33	-2	-2	-1	-1	-1						2.17
4	StSq2		2.60	-0.09	0	-1	0	1	-1						2.51
5	2Lz+2T		3.40	0.00	0	0	0	1	0						3.40
6	LSp3		2.40	0.08	1	0	1	0	0						2.48
			15.34												13.68
Program Components			Factor												
Composition			1.07	4.00	3.75	3.75	3.50	3.50			3.67				
Presentation			1.07	3.75	3.50	3.50	3.75	3.75			3.67				
Skating Skills			1.07	4.00	3.75	3.75	4.00	3.50			3.83				
Judges Total Program Component Score (factored)												11.96			
Deductions:												0.00			


Rank	Name	Nation	Starting Number	Total Segment Score	Total Element Score	Total Program Component Score (factored)		Total Deductions							
12	Arina KRIIVA	EST	4	25.39	13.45	11.94		0.00							
#	Executed Elements	Info	Base Value	GOE	J1	J2	J3	J4	J5	J6	J7	J8	J9	Ref.	Scores of Panel
1	2A<	<	2.64	-1.32	-5	-5	-5	-5	-5						1.32
2	2Lz+2T<	<	3.14	-0.49	-2	-3	-2	-2	-3						2.65
3	SSp3		2.10	0.42	2	1	2	2	2						2.52
4	2F		1.80	0.00	-1	0	0	0	0						1.80
5	StSq1		1.80	0.06	1	1	0	0	-1						1.86
6	CCoSp3		3.00	0.30	1	1	1	1	1						3.30
			14.48												13.45
Program Components			Factor												
Composition			1.07	4.25	4.25	3.50	3.25	3.50			3.75				
Presentation			1.07	4.25	4.00	3.25	3.25	3.50			3.58				
Skating Skills			1.07	4.25	4.00	3.50	3.75	3.75			3.83				
Judges Total Program Component Score (factored)												11.94			
Deductions:												0.00			



Interclub Figure Skating Competition
Tallinn Trophy 2024

Tallinn / EST

02.11-03.11.2024




JUDGES DETAILS PER SKATER
ADVANCED NOVICE GIRLS SHORT PROGRAM

Rank	Name	Nation	Starting Number	Total Segment Score	Total Element Score	Total Program Component Score (factored)		Total Deductions							
13	Ebe-Mai TALU	EST	1	25.33	12.49	12.84		0.00							
#	Executed Elements	Info	Base Value	GOE	J1	J2	J3	J4	J5	J6	J7	J8	J9	Ref.	Scores of Panel
1	1A		1.10	0.11	1	1	0	2	1						1.21
2	2F		1.80	0.18	1	0	1	1	1						1.98
3	SSp3		2.10	0.07	1	0	1	0	0						2.17
4	2Lz+2T		3.40	0.00	0	0	1	0	0						3.40
5	CCoSp2V		1.88	-0.13	-1	-2	0	0	-1						1.75
6	StSq1		1.80	0.18	1	0	1	2	1						1.98
			12.08												12.49
Program Components			Factor												
Composition			1.07	4.25	3.75	3.75	3.75	4.50						3.92	
Presentation			1.07	4.50	4.00	4.00	4.00	4.00	4.25						4.08
Skating Skills			1.07	4.25	3.75	4.00	4.00	4.00						4.00	
Judges Total Program Component Score (factored)														12.84	
Deductions:															0.00

Rank	Name	Nation	Starting Number	Total Segment Score	Total Element Score	Total Program Component Score (factored)		Total Deductions							
14	Maia Gilda MENSON	EST	7	24.71	12.05	12.66		0.00							
#	Executed Elements	Info	Base Value	GOE	J1	J2	J3	J4	J5	J6	J7	J8	J9	Ref.	Scores of Panel
1	2A<<	<<	1.10	-0.44	-4	-4	-4	-4	-4						0.66
2	2Fq+2T<	q <	2.84	-0.78	-5	-4	-4	-1	-5						2.06
3	CCoSp2		2.50	0.25	2	0	-1	2	1						2.75
4	2Lz		2.10	0.00	0	-2	0	0	0						2.10
5	StSq2		2.60	0.17	0	1	0	1	1						2.77
6	SSp2		1.60	0.11	1	1	0	1	0						1.71
			12.74												12.05
Program Components			Factor												
Composition			1.07	4.25	4.25	3.50	3.75	3.50						3.83	
Presentation			1.07	4.00	4.00	3.50	4.00	3.50						3.83	
Skating Skills			1.07	4.25	3.75	4.00	4.25	4.25						4.17	
Judges Total Program Component Score (factored)														12.66	
Deductions:															0.00


Rank	Name	Nation	Starting Number	Total Segment Score	Total Element Score	Total Program Component Score (factored)		Total Deductions							
15	Isabel Margareth AASMA	EST	10	24.09	13.30	10.79		0.00							
#	Executed Elements	Info	Base Value	GOE	J1	J2	J3	J4	J5	J6	J7	J8	J9	Ref.	Scores of Panel
1	2A<	<	2.64	-0.79	-3	-3	-2	-3	-3						1.85
2	2F		1.80	0.00	0	-1	0	0	0						1.80
3	SSp2		1.60	0.16	1	1	1	2	1						1.76
4	2Lz+2T		3.40	-0.21	-1	-1	-1	0	-1						3.19
5	StSqB		1.50	-0.10	0	-1	0	-1	-2						1.40
6	CCoSp3		3.00	0.30	1	0	1	2	1						3.30
			13.94												13.30
Program Components			Factor												
Composition			1.07	3.25	4.00	3.25	3.00	3.25						3.25	
Presentation			1.07	3.25	3.75	3.25	3.00	3.50						3.33	
Skating Skills			1.07	3.50	3.75	3.50	3.50	3.25						3.50	
Judges Total Program Component Score (factored)														10.79	
Deductions:															0.00



Interclub Figure Skating Competition
Tallinn Trophy 2024

Tallinn / EST

02.11-03.11.2024




JUDGES DETAILS PER SKATER
ADVANCED NOVICE GIRLS SHORT PROGRAM

Rank	Name	Nation	Starting Number	Total Segment Score	Total Element Score	Total Program Component Score (factored)				Total Deductions					
16	Alina SHAVELA	EST	2	23.78	11.55	12.23				0.00					
#	Executed Elements	Info	Base Value	GOE	J1	J2	J3	J4	J5	J6	J7	J8	J9	Ref.	Scores of Panel
1	2A<	F <	2.64	-1.32	-5	-5	-5	-5	-5						1.32
2	2Lz<<	F <<	0.60	-0.30	-5	-5	-5	-5	-5						0.30
3	2F+2T<	<	2.84	-0.54	-4	-3	-3	-3	-3						2.30
4	SSp3		2.10	0.21	0	1	1	1	1						2.31
5	StSq1		1.80	0.12	1	0	0	2	1						1.92
6	CCoSp3		3.00	0.40	1	0	2	2	1						3.40
			12.98												11.55
Program Components			Factor												
Composition			1.07	4.00	3.75	3.50	3.50	3.75	3.75					3.67	
Presentation			1.07	3.75	3.50	3.75	3.50	3.75	3.50					3.67	
Skating Skills			1.07	4.25	3.75	3.75	4.25	4.25					4.08		
Judges Total Program Component Score (factored)												12.23			
Deductions:										0.00					

Rank	Name	Nation	Starting Number	Total Segment Score	Total Element Score	Total Program Component Score (factored)				Total Deductions					
17	Alexandra Marii PETTAI	EST	16	23.61	11.92	11.69				0.00					
#	Executed Elements	Info	Base Value	GOE	J1	J2	J3	J4	J5	J6	J7	J8	J9	Ref.	Scores of Panel
1	2A<	F <	2.64	-1.32	-5	-5	-5	-5	-5						1.32
2	2F		1.80	0.06	1	0	0	1	0						1.86
3	2Lzq+2Tq	q q	3.40	-0.84	-3	-4	-4	-4	-4						2.56
4	SSp3		2.10	0.00	0	-1	0	1	0						2.10
5	StSq1		1.80	-0.12	-1	-1	0	0	-1						1.68
6	CCoSp3		3.00	-0.60	-2	-2	-2	0	-2						2.40
			14.74												11.92
Program Components			Factor												
Composition			1.07	4.00	3.75	3.50	3.50	3.50	3.75					3.67	
Presentation			1.07	3.75	3.50	3.50	3.50	3.75	3.75					3.67	
Skating Skills			1.07	3.50	3.75	3.50	3.75	3.50					3.58		
Judges Total Program Component Score (factored)												11.69			
Deductions:										0.00					


Rank	Name	Nation	Starting Number	Total Segment Score	Total Element Score	Total Program Component Score (factored)				Total Deductions					
18	Nelly KOROBOVA	EST	6	22.26	10.58	11.68				0.00					
#	Executed Elements	Info	Base Value	GOE	J1	J2	J3	J4	J5	J6	J7	J8	J9	Ref.	Scores of Panel
1	3S<<	<<	1.30	-0.56	-4	-5	-5	-4	-3						0.74
2	2A<	<	2.64	-0.62	-4	-3	-2	-1	-2						2.02
3	SSp3		2.10	0.00	0	-1	1	0	0						2.10
4	StSq1		1.80	0.00	0	0	0	0	0						1.80
5	2Fe+COMBO	F e	1.44	-0.72	-5	-5	-5	-5	-5						0.72
6	CCoSp3		3.00	0.20	1	-1	0	1	1						3.20
			12.28												10.58
Program Components			Factor												
Composition			1.07	4.00	4.00	3.25	2.75	3.25					3.50		
Presentation			1.07	3.75	4.00	3.50	3.00	3.50					3.58		
Skating Skills			1.07	4.00	4.25	3.50	3.75	3.75					3.83		
Judges Total Program Component Score (factored)												11.68			
Deductions:										0.00					



Interclub Figure Skating Competition
Tallinn Trophy 2024

Tallinn / EST

02.11-03.11.2024



JUDGES DETAILS PER SKATER
ADVANCED NOVICE GIRLS SHORT PROGRAM

Rank	Name	Nation	Starting Number	Total Segment Score	Total Element Score	Total Program Component Score (factored)		Total Deductions							
19	Maria-Michelle BARTENEVA	EST	11	21.78	10.56	11.22		0.00							
#	Executed Elements	Info	Base Value	GOE	J1	J2	J3	J4	J5	J6	J7	J8	J9	Ref.	Scores of Panel
1	2Aq	F q	3.30	-1.65	-5	-5	-5	-5	-5						1.65
2	3S<	<	3.44	-1.72	-5	-5	-5	-5	-5						1.72
3	StSqB	F	1.50	-0.75	-5	-5	-5	-5	-5						0.75
4	LSp2		1.90	-0.13	-2	0	0	0	-2						1.77
5	2F+2T		3.10	-0.60	-4	-4	-3	-3	-3						2.50
6	CCoSp2		2.50	-0.33	-1	-2	-1	-1	-2						2.17
			15.74												10.56
Program Components				Factor											
Composition				1.07	3.50	3.50	3.00	3.00	4.00					3.33	
Presentation				1.07	3.50	3.25	3.25	3.00	3.50					3.33	
Skating Skills				1.07	3.75	4.00	3.50	3.75	4.00					3.83	
Judges Total Program Component Score (factored)															11.22
Deductions:															0.00

Rank	Name	Nation	Starting Number	Total Segment Score	Total Element Score	Total Program Component Score (factored)		Total Deductions							
20	Milana MATSAL	EST	17	20.04	9.26	10.78		0.00							
#	Executed Elements	Info	Base Value	GOE	J1	J2	J3	J4	J5	J6	J7	J8	J9	Ref.	Scores of Panel
1	2Lo+2T		3.00	-0.28	-2	-2	0	-1	-2						2.72
2	1A		1.10	0.07	1	1	0	1	0						1.17
3	SSp1		1.30	-0.13	-1	-2	-1	-1	-1						1.17
4	2F		1.80	0.00	-1	0	0	0	0						1.80
5	StSq1		1.80	-0.30	-3	-2	0	-1	-2						1.50
6	CCoSp1V		1.50	-0.60	-5	-4	-3	-3	-5						0.90
			10.50												9.26
Program Components				Factor											
Composition				1.07	3.25	3.50	3.25	3.25	3.50	3.50					3.33
Presentation				1.07	3.50	3.25	3.25	3.50	3.25					3.33	
Skating Skills				1.07	3.00	3.25	3.50	3.50	3.50					3.42	
Judges Total Program Component Score (factored)															10.78
Deductions:															0.00

Legend:							
#	Sequence number	GOE	Grade of Execution	Jx	Judges (x=1-9)	Ref.	Referee
*	Invalid element	e	Wrong edge	<	Under-rotated jump	<<	Downgraded jump
!	Not clear edge	F	Fall	q	Jump landed on the quarter	b	Bonus Point for jump added to the element score