



Interclub Figure Skating Competition
Tallinn Trophy 2024

Tallinn / EST

02.11-03.11.2024




JUDGES DETAILS PER SKATER
BASIC NOVICE GIRLS FREE SKATING

Rank	Name	Nation	Starting Number	Total Segment Score	Total Element Score	Total Program Component Score (factored)	Total Deductions								
1	Liis KITTUS	EST	15	33.57	16.30	17.27	0.00								
#	Executed Elements	Info	Base Value	GOE	J1	J2	J3	J4	J5	J6	J7	J8	J9	Ref.	Scores of Panel
1	2F+2T		3.10	-0.06	-1	0	0								3.04
2	2Lz		2.10	0.00	0	0	0								2.10
3	StSq1		1.80	0.06	1	0	0								1.86
4	SSpB		1.10	0.11	1	1	1								1.21
5	2F		1.80	-0.54	-3	-3	-3								1.26
6	2S+1A+SEQ		2.40	0.04	0	1	0								2.44
7	2Lo		1.70	-0.06	0	-1	0								1.64
8	CCoSp2		2.50	0.25	1	1	1								2.75
			16.50												16.30
Program Components			Factor												
Composition				1.67	3.50	3.50	3.50								3.50
Presentation				1.67	3.25	3.25	3.75								3.42
Skating Skills				1.67	3.25	3.25	3.75								3.42
Judges Total Program Component Score (factored)															17.27
Deductions:															0.00

Rank	Name	Nation	Starting Number	Total Segment Score	Total Element Score	Total Program Component Score (factored)	Total Deductions								
2	Sofia FILIPPOVA	EST	14	32.19	15.15	17.54	-0.50								
#	Executed Elements	Info	Base Value	GOE	J1	J2	J3	J4	J5	J6	J7	J8	J9	Ref.	Scores of Panel
1	2Sq+2Loq	q q	3.00	-0.57	-3	-3	-4								2.43
2	2Lz!+1A+SEQ	!	3.20	-0.42	-3	-2	-1								2.78
3	CSpB		1.10	0.11	1	1	1								1.21
4	2Lz!	!	2.10	-0.21	-2	-1	0								1.89
5	2Fe<	e <	1.08	-0.43	-4	-5	-3								0.65
6	StSq2		2.60	0.09	1	0	0								2.69
7	1A		1.10	0.07	1	1	0								1.17
8	CCoSp2		2.50	-0.17	-2	-1	1								2.33
			16.68												15.15
Program Components			Factor												
Composition				1.67	3.00	3.50	3.50								3.33
Presentation				1.67	3.50	3.50	4.00								3.67
Skating Skills				1.67	3.25	3.25	4.00								3.50
Judges Total Program Component Score (factored)															17.54
Deductions:							Time violation	-0.50							-0.50

Rank	Name	Nation	Starting Number	Total Segment Score	Total Element Score	Total Program Component Score (factored)	Total Deductions								
3	Anna LJAPUNOVA	EST	7	31.14	14.46	16.68	0.00								
#	Executed Elements	Info	Base Value	GOE	J1	J2	J3	J4	J5	J6	J7	J8	J9	Ref.	Scores of Panel
1	2F+2T		3.10	-0.54	-3	-3	-3								2.56
2	2S		1.30	0.00	0	0	0								1.30
3	SSpB		1.10	0.07	-1	1	2								1.17
4	2Lo	F	1.70	-0.85	-5	-5	-5								0.85
5	2Lz+1A+SEQ		3.20	0.00	0	0	0								3.20
6	CCoSp1		2.00	-0.53	-3	-3	-2								1.47
7	2Lz		2.10	0.07	1	0	0								2.17
8	StSq1		1.80	-0.06	1	-1	-1								1.74
			16.30												14.46
Program Components			Factor												
Composition				1.67	3.25	3.50	3.25								3.33
Presentation				1.67	3.25	3.25	3.50								3.33
Skating Skills				1.67	3.00	3.50	3.50								3.33
Judges Total Program Component Score (factored)															16.68
Deductions:															0.00



Interclub Figure Skating Competition
Tallinn Trophy 2024

Tallinn / EST

02.11-03.11.2024




JUDGES DETAILS PER SKATER
BASIC NOVICE GIRLS FREE SKATING

Rank	Name	Nation	Starting Number	Total Segment Score	Total Element Score	Total Program Component Score (factored)		Total Deductions							
4	Kertu HERMAN	EST	9	30.23	14.23	16.00		0.00							
#	Executed Elements	Info	Base Value	GOE	J1	J2	J3	J4	J5	J6	J7	J8	J9	Ref.	Scores of Panel
1	2Lo		1.70	0.00	0	0	0								1.70
2	2Lz<<	<<	0.60	-0.30	-5	-5	-5								0.30
3	2Lz+1A+SEQ	!	3.20	-0.28	-2	-1	-1								2.92
4	SSpB		1.10	0.04	0	0	1								1.14
5	2F		1.80	-0.18	-1	-1	-1								1.62
6	StSq1		1.80	0.00	0	0	0								1.80
7	2S+2T<	<	2.34	-0.26	-2	-2	-2								2.08
8	CCoSp2		2.50	0.17	0	0	2								2.67
			15.04												14.23
Program Components				Factor											
Composition				1.67	3.00	3.25	3.50					3.25			
Presentation				1.67	3.00	3.25	3.50					3.25			
Skating Skills				1.67	2.75	3.00	3.50					3.08			
Judges Total Program Component Score (factored)												16.00			
Deductions:								0.00							

Rank	Name	Nation	Starting Number	Total Segment Score	Total Element Score	Total Program Component Score (factored)		Total Deductions							
5	Sofia Helena LEINEMANN	EST	8	29.96	14.80	15.16		0.00							
#	Executed Elements	Info	Base Value	GOE	J1	J2	J3	J4	J5	J6	J7	J8	J9	Ref.	Scores of Panel
1	2F		1.80	0.06	1	0	0								1.86
2	CCoSp2		2.50	-0.75	-4	-3	-2								1.75
3	2Lo		1.70	-0.57	-3	-3	-4								1.13
4	1A+1A+SEQ		2.20	0.00	0	0	0								2.20
5	2S		1.30	-0.17	-1	-2	-1								1.13
6	2F+2T		3.10	0.00	0	0	0								3.10
7	SSpB		1.10	-0.07	-1	-1	0								1.03
8	StSq2		2.60	0.00	1	-1	0								2.60
			16.30												14.80
Program Components				Factor											
Composition				1.67	3.00	3.00	3.25					3.08			
Presentation				1.67	2.75	3.00	3.00					2.92			
Skating Skills				1.67	2.75	3.25	3.25					3.08			
Judges Total Program Component Score (factored)												15.16			
Deductions:								0.00							

Rank	Name	Nation	Starting Number	Total Segment Score	Total Element Score	Total Program Component Score (factored)		Total Deductions							
6	Selena SEMKIV	EST	1	29.06	14.18	14.88		0.00							
#	Executed Elements	Info	Base Value	GOE	J1	J2	J3	J4	J5	J6	J7	J8	J9	Ref.	Scores of Panel
1	1Lz+2T	F	1.90	-0.65	-5	-5	-5								1.25
2	2F		1.80	0.00	0	0	0								1.80
3	SSpB		1.10	0.00	0	0	0								1.10
4	2Lz		2.10	-0.07	0	-1	0								2.03
5	2Lo+1A+SEQ		2.80	0.00	0	0	0								2.80
6	StSqB		1.50	-0.05	0	-1	0								1.45
7	2S		1.30	-0.13	-1	-1	-1								1.17
8	CCoSp2		2.50	0.08	1	1	-1								2.58
			15.00												14.18
Program Components				Factor											
Composition				1.67	2.75	3.25	3.00					3.00			
Presentation				1.67	2.75	2.75	3.00					2.83			
Skating Skills				1.67	3.00	3.00	3.25					3.08			
Judges Total Program Component Score (factored)												14.88			
Deductions:								0.00							



Interclub Figure Skating Competition
Tallinn Trophy 2024

Tallinn / EST


02.11-03.11.2024



JUDGES DETAILS PER SKATER
BASIC NOVICE GIRLS FREE SKATING

Rank	Name	Nation	Starting Number	Total Segment Score	Total Element Score	Total Program Component Score (factored)		Total Deductions							
7	Olivia BAN	EST	4	28.19	12.90	15.29		0.00							
#	Executed Elements	Info	Base Value	GOE	J1	J2	J3	J4	J5	J6	J7	J8	J9	Ref.	Scores of Panel
1	1A		1.10	0.07	1	1	0								1.17
2	2Lz	F	2.10	-1.05	-5	-5	-5								1.05
3	CSpB		1.10	0.07	0	1	1								1.17
4	2F		1.80	-0.18	-1	-2	0								1.62
5	2Lz+2Lo<<	<<	2.60	-1.05	-5	-5	-5								1.55
6	CCoSp2		2.50	0.17	1	1	0								2.67
7	StSqB		1.50	0.05	1	0	0								1.55
8	2Sq+2Tq	q q	2.60	-0.48	-4	-3	-4								2.12
			15.30												12.90
Program Components				Factor											
Composition				1.67	3.25	3.00	3.00					3.08			
Presentation				1.67	3.00	3.00	3.00					3.00			
Skating Skills				1.67	3.00	3.00	3.25					3.08			
Judges Total Program Component Score (factored)														15.29	
Deductions:															0.00


Rank	Name	Nation	Starting Number	Total Segment Score	Total Element Score	Total Program Component Score (factored)		Total Deductions							
8	Alina ALEKSAHHINA	EST	11	26.71	12.65	14.06		0.00							
#	Executed Elements	Info	Base Value	GOE	J1	J2	J3	J4	J5	J6	J7	J8	J9	Ref.	Scores of Panel
1	2Fq+SEQ+1A*	q * e	1.80	-0.90	-5	-5	-5								0.90
2	2Lze		1.68	-0.45	-3	-3	-2								1.23
3	2F	F	1.80	-0.90	-5	-5	-5								0.90
4	2Lo		1.70	0.00	0	0	0								1.70
5	CCoSp2		2.50	-0.08	1	-1	-1								2.42
6	StSq1		1.80	0.00	1	-1	0								1.80
7	2S+2T		2.60	0.00	0	0	0								2.60
8	SSpB		1.10	0.00	0	0	0								1.10
			14.98												12.65
Program Components				Factor											
Composition				1.67	3.00	2.75	2.50					2.75			
Presentation				1.67	2.75	2.50	2.75					2.67			
Skating Skills				1.67	3.25	2.75	3.00					3.00			
Judges Total Program Component Score (factored)														14.06	
Deductions:															0.00



Interclub Figure Skating Competition
Tallinn Trophy 2024

Tallinn / EST

02.11.03.11.2024




JUDGES DETAILS PER SKATER
BASIC NOVICE GIRLS FREE SKATING

Rank	Name	Nation	Starting Number	Total Segment Score	Total Element Score	Total Program Component Score (factored)		Total Deductions							
9	Nicole ZAGORSKAJA	EST	2	24.61	10.63	14.48		-0.50							
#	Executed Elements	Info	Base Value	GOE	J1	J2	J3	J4	J5	J6	J7	J8	J9	Ref.	Scores of Panel
1	2Lo+1Aq+SEQ	q	2.80	-0.51	-4	-3	-2								2.29
2	2F<<	<<	0.50	-0.20	-4	-4	-4								0.30
3	2S		1.30	-0.39	-4	-5	0								0.91
4	SSpB		1.10	0.07	1	0	1								1.17
5	1A+2Loq	q	2.80	-0.45	-3	-3	-2								2.35
6	2T<<	<<	0.40	-0.19	-5	-5	-4								0.21
7	StSqB		1.50	-0.10	-1	-1	0								1.40
8	CCoSp2		2.50	-0.50	-3	-3	0								2.00
			12.90												10.63
Program Components				Factor											
Composition				1.67	3.00	3.00	3.00					3.00			
Presentation				1.67	3.00	2.50	3.25					2.92			
Skating Skills				1.67	2.50	2.75	3.00					2.75			
Judges Total Program Component Score (factored)														14.48	
Deductions:			Time violation	-0.50											-0.50

Rank	Name	Nation	Starting Number	Total Segment Score	Total Element Score	Total Program Component Score (factored)		Total Deductions							
10	Karina KARSAKOVA	EST	5	24.03	10.80	13.23		0.00							
#	Executed Elements	Info	Base Value	GOE	J1	J2	J3	J4	J5	J6	J7	J8	J9	Ref.	Scores of Panel
1	2Lo+1T<<	<<	1.70	-0.68	-5	-4	-3								1.02
2	1S		0.40	-0.03	-1	-1	0								0.37
3	2Lo		1.70	-0.23	-2	-2	0								1.47
4	SSpB		1.10	-0.07	-1	0	-1								1.03
5	StSq1		1.80	-0.36	-2	-2	-2								1.44
6	1A+1A+SEQ		2.20	-0.11	-2	-1	0								2.09
7	2F<	<	1.44	-0.48	-5	-2	-3								0.96
8	CCoSp2		2.50	-0.08	-1	0	0								2.42
			12.84												10.80
Program Components				Factor											
Composition				1.67	2.50	3.00	2.75					2.75			
Presentation				1.67	2.25	2.75	2.50					2.50			
Skating Skills				1.67	2.50	2.75	2.75					2.67			
Judges Total Program Component Score (factored)														13.23	
Deductions:														0.00	


Rank	Name	Nation	Starting Number	Total Segment Score	Total Element Score	Total Program Component Score (factored)		Total Deductions							
11	Camilla LINT	EST	12	23.42	9.09	14.33		0.00							
#	Executed Elements	Info	Base Value	GOE	J1	J2	J3	J4	J5	J6	J7	J8	J9	Ref.	Scores of Panel
1	2A<<	<<	1.10	-0.48	-4	-5	-4								0.62
2	2F<+1T	<	1.84	-0.48	-4	-3	-3								1.36
3	CCoSp2		2.50	-0.17	-1	-1	0								2.33
4	2Lo<<	F <<	0.50	-0.25	-5	-5	-5								0.25
5	2F<<+1A+SEQ	F <<	1.60	-0.51	-5	-5	-4								1.09
6	2Lz<	F <	1.68	-0.84	-5	-5	-5								0.84
7	StSqB		1.50	0.00	1	-1	0								1.50
8	SSpB		1.10	0.00	1	-1	0								1.10
			11.82												9.09
Program Components				Factor											
Composition				1.67	3.25	3.00	3.00					3.08			
Presentation				1.67	2.50	2.25	3.25					2.67			
Skating Skills				1.67	2.75	2.75	3.00					2.83			
Judges Total Program Component Score (factored)														14.33	
Deductions:														0.00	



Interclub Figure Skating Competition
Tallinn Trophy 2024

Tallinn / EST

02.11-03.11.2024



JUDGES DETAILS PER SKATER
BASIC NOVICE GIRLS FREE SKATING

Rank	Name	Nation	Starting Number	Total Segment Score	Total Element Score	Total Program Component Score (factored)				Total Deductions					
12	Veronika GORODNICHENKO	EST	10	22.33	9.10	13.23				0.00					
#	Executed Elements	Info	Base Value	GOE	J1	J2	J3	J4	J5	J6	J7	J8	J9	Ref.	Scores of Panel
1	2Loq	F q	1.70	-0.85	-5	-5	-5								0.85
2	2F<<+1A+SEQ	<<	1.60	-0.51	-5	-4	-5								1.09
3	CCoSp2		2.50	0.08	0	0	1								2.58
4	2F<<	<<	0.50	-0.20	-4	-4	-4								0.30
5	2S+2T<<	<<	1.70	-0.61	-5	-5	-4								1.09
6	StSqB		1.50	-0.25	-1	-2	-2								1.25
7	1A		1.10	0.00	0	0	0								1.10
8	SSpB		1.10	-0.26	-3	-3	-1								0.84
			11.70												9.10
Program Components				Factor											
Composition				1.67	2.75	3.00	2.50					2.75			
Presentation				1.67	2.75	2.25	2.50					2.50			
Skating Skills				1.67	2.50	2.75	2.75					2.67			
Judges Total Program Component Score (factored)											13.23				
Deductions:											0.00				

Rank	Name	Nation	Starting Number	Total Segment Score	Total Element Score	Total Program Component Score (factored)				Total Deductions					
13	Vasilisa KRUTSISINA	EST	13	22.33	10.02	12.81				-0.50					
#	Executed Elements	Info	Base Value	GOE	J1	J2	J3	J4	J5	J6	J7	J8	J9	Ref.	Scores of Panel
1	2F<<+SEQ+1A*	< *	1.44	-0.72	-5	-5	-5								0.72
2	2S		1.30	0.00	0	0	0								1.30
3	2Lz<	F <	1.68	-0.84	-5	-5	-5								0.84
4	CCoSp2		2.50	0.25	1	1	1								2.75
5	2F<	<	1.44	-0.38	-2	-3	-3								1.06
6	1A		1.10	-0.18	-1	-2	-2								0.92
7	SSpB		1.10	-0.07	-1	-1	0								1.03
8	StSqB		1.50	-0.10	-1	-1	0								1.40
			12.06												10.02
Program Components				Factor											
Composition				1.67	2.75	2.75	2.75					2.75			
Presentation				1.67	2.50	2.25	2.50					2.42			
Skating Skills				1.67	2.50	2.50	2.50					2.50			
Judges Total Program Component Score (factored)											12.81				
Deductions:											-0.50				
Time violation											-0.50				

Legend:		GOE	Grade of Execution	Jx	Judges (x=1-9)	Ref.	Referee
#	Sequence number	e	Wrong edge	<	Under-rotated jump	<<	Downgraded jump
*	Invalid element	F	Fall	q	Jump landed on the quarter		
!	Not clear edge						