

Interclub Figure Skating Competition
Tallinn Trophy 2024

Tallinn / EST

02.11-03.11.2024




JUDGES DETAILS PER SKATER
CHICKS B GIRLS FREE SKATING

Rank	Name	Nation	Starting Number	Total Segment Score	Total Element Score	Total Program Component Score (factored)		Total Deductions							
1	Agata GORNOSTAJEVA	EST	6	21.69	9.57	12.12		0.00							
#	Executed Elements	Info	Base Value	GOE	J1	J2	J3	J4	J5	J6	J7	J8	J9	Ref.	Scores of Panel
1	1F+1Lo		1.00	0.03	0	1	1								1.03
2	1Lz+1Lo		1.10	0.04	1	1	0								1.14
3	CCoSpB		1.70	0.17	1	1	1								1.87
4	ChSq1		3.00	0.17	0	0	1								3.17
5	1F		0.50	x 0.05	1	1	1								0.55
6	1Lz		0.60	x 0.00	0	0	0								0.60
7	SSpB		1.10	0.11	1	1	1								1.21
			9.00												9.57
Program Components			Factor												
Composition			1.67	2.50	2.75	2.25					2.50				
Presentation			1.67	2.50	2.50	1.75					2.25				
Skating Skills			1.67	2.75	2.50	2.25					2.50				
Judges Total Program Component Score (factored)											12.12				
Deductions:								0.00							

Rank	Name	Nation	Starting Number	Total Segment Score	Total Element Score	Total Program Component Score (factored)		Total Deductions							
2	Heliisa KÖRM	EST	4	20.84	8.59	12.25		0.00							
#	Executed Elements	Info	Base Value	GOE	J1	J2	J3	J4	J5	J6	J7	J8	J9	Ref.	Scores of Panel
1	1Lz+1Lo		1.10	0.00	0	0	0								1.10
2	1F+1Lo		1.00	0.00	0	0	0								1.00
3	ChSq1		3.00	0.50	1	1	1								3.50
4	1F		0.50	x 0.00	0	0	0								0.50
5	SSp		0.00	0.00	-	-	-								0.00
6	1Lz		0.60	x 0.02	0	1	0								0.62
7	CCoSpB		1.70	0.17	1	1	1								1.87
			7.90												8.59
Program Components			Factor												
Composition			1.67	2.50	2.50	2.50					2.50				
Presentation			1.67	2.50	2.25	2.25					2.33				
Skating Skills			1.67	2.50	2.50	2.50					2.50				
Judges Total Program Component Score (factored)											12.25				
Deductions:								0.00							

Rank	Name	Nation	Starting Number	Total Segment Score	Total Element Score	Total Program Component Score (factored)		Total Deductions							
3	Mia Michelle PEREZ	EST	14	20.63	9.23	11.40		0.00							
#	Executed Elements	Info	Base Value	GOE	J1	J2	J3	J4	J5	J6	J7	J8	J9	Ref.	Scores of Panel
1	1Lz+1Lo		1.10	-0.04	0	-3	1								1.06
2	1F+1Lo		1.00	0.00	0	0	0								1.00
3	USpB		1.00	0.03	1	0	0								1.03
4	1F		0.50	x 0.03	1	1	0								0.53
5	ChSq1		3.00	0.33	1	1	0								3.33
6	1Lz		0.60	x -0.08	-2	-2	0								0.52
7	CCoSpB		1.70	0.06	0	0	1								1.76
			8.90												9.23
Program Components			Factor												
Composition			1.67	2.25	2.75	2.00					2.33				
Presentation			1.67	2.25	2.50	1.75					2.17				
Skating Skills			1.67	2.50	2.50	2.00					2.33				
Judges Total Program Component Score (factored)											11.40				
Deductions:								0.00							



Tallinn / EST

Interclub Figure Skating Competition
Tallinn Trophy 2024

02.11-03.11.2024




JUDGES DETAILS PER SKATER
CHICKS B GIRLS FREE SKATING

Rank	Name	Nation	Starting Number	Total Segment Score	Total Element Score	Total Program Component Score (factored)		Total Deductions							
4	Säsil SOOSUU	EST	5	20.16	9.17	10.99		0.00							
#	Executed Elements	Info	Base Value	GOE	J1	J2	J3	J4	J5	J6	J7	J8	J9	Ref.	Scores of Panel
1	1F+1Lo		1.00	0.02	1	0	0								1.02
2	1Lz		0.60	0.06	1	1	1								0.66
3	1F+1Lo		1.00	x -0.02	0	0	-1								0.98
4	CoSpB		1.50	0.05	1	0	0								1.55
5	1Lz		0.60	x 0.02	0	1	0								0.62
6	ChSq1		3.00	0.17	1	0	0								3.17
7	SSpB		1.10	0.07	2	-1	1								1.17
			8.80												9.17
Program Components			Factor												
	Composition		1.67	2.75	2.75	1.25									2.25
	Presentation		1.67	2.50	2.25	1.50									2.08
	Skating Skills		1.67	2.50	2.50	1.75									2.25
Judges Total Program Component Score (factored)															10.99
Deductions:															0.00

Rank	Name	Nation	Starting Number	Total Segment Score	Total Element Score	Total Program Component Score (factored)		Total Deductions							
5	Myrell KARNÖ	EST	11	19.86	8.67	11.69		-0.50							
#	Executed Elements	Info	Base Value	GOE	J1	J2	J3	J4	J5	J6	J7	J8	J9	Ref.	Scores of Panel
1	1F+1Lo		1.00	0.07	1	1	2								1.07
2	ChSq1		3.00	-0.33	0	-1	-1								2.67
3	1Lz+1Lo		1.10	x 0.04	0	1	1								1.14
4	1F		0.50	x 0.00	0	0	0								0.50
5	CCoSpB		1.70	-0.06	0	0	-1								1.64
6	1Lz		0.60	x 0.02	0	0	1								0.62
7	SSpB		1.10	-0.07	-1	-1	0								1.03
			9.00												8.67
Program Components			Factor												
	Composition		1.67	2.50	2.50	2.25									2.42
	Presentation		1.67	2.75	2.25	2.00									2.33
	Skating Skills		1.67	2.50	2.50	1.75									2.25
Judges Total Program Component Score (factored)															11.69
Deductions:			Time violation	-0.50											-0.50


Rank	Name	Nation	Starting Number	Total Segment Score	Total Element Score	Total Program Component Score (factored)		Total Deductions							
6	Loore PALTSMAR	EST	9	19.68	9.48	10.70		-0.50							
#	Executed Elements	Info	Base Value	GOE	J1	J2	J3	J4	J5	J6	J7	J8	J9	Ref.	Scores of Panel
1	1F+1Lo		1.00	0.02	0	0	1								1.02
2	1Lz		0.60	0.00	0	0	0								0.60
3	CoSpB		1.50	0.05	1	0	0								1.55
4	1F+1Lo		1.00	x 0.02	0	0	1								1.02
5	ChSq1		3.00	0.50	1	1	1								3.50
6	1Lz		0.60	x -0.02	0	0	-1								0.58
7	SSpB		1.10	0.11	1	1	1								1.21
			8.80												9.48
Program Components			Factor												
	Composition		1.67	2.50	2.75	1.50									2.25
	Presentation		1.67	2.50	2.25	1.50									2.08
	Skating Skills		1.67	2.25	2.25	1.75									2.08
Judges Total Program Component Score (factored)															10.70
Deductions:			Falls	-0.50 (1)											-0.50



Interclub Figure Skating Competition
Tallinn Trophy 2024

Tallinn / EST

02.11-03.11.2024




JUDGES DETAILS PER SKATER
CHICKS B GIRLS FREE SKATING

Rank	Name	Nation	Starting Number	Total Segment Score	Total Element Score	Total Program Component Score (factored)		Total Deductions								
7	Sirel MÄE	EST	13	19.63	8.51	11.12		0.00								
#	Executed Elements	Info	Base Value	GOE	J1	J2	J3	J4	J5	J6	J7	J8	J9	Ref.	Scores of Panel	
1	1Lz		0.60	0.00	1	0	-1								0.60	
2	SSpB		1.10	0.00	0	0	0								1.10	
3	1F+1Lo		1.00	x -0.03	-2	0	0								0.97	
4	CoSpBV		1.13	-0.04	-1	0	0								1.09	
5	ChSq1		3.00	0.17	0	0	1								3.17	
6	1F+1Lo		1.00	x 0.00	0	0	0								1.00	
7	1Lz		0.60	x -0.02	0	0	-1								0.58	
			8.43													8.51
Program Components				Factor												
Composition				1.67	2.50	2.50	2.00					2.33				
Presentation				1.67	2.75	2.25	1.75					2.25				
Skating Skills				1.67	2.25	2.50	1.50					2.08				
Judges Total Program Component Score (factored)												11.12				
Deductions:								0.00								

Rank	Name	Nation	Starting Number	Total Segment Score	Total Element Score	Total Program Component Score (factored)		Total Deductions								
8	Mira GONCHARENKO	EST	16	19.18	8.55	11.13		-0.50								
#	Executed Elements	Info	Base Value	GOE	J1	J2	J3	J4	J5	J6	J7	J8	J9	Ref.	Scores of Panel	
1	1F+1Lo		1.00	0.05	1	1	1								1.05	
2	1Lz		0.60	-0.14	-2	-3	-2								0.46	
3	CCoSpBV	F	1.28	-0.55	-4	-4	-5								0.73	
4	1Lz+1Lo		1.10	x -0.04	0	0	-2								1.06	
5	ChSq1		3.00	0.50	1	1	1								3.50	
6	1F		0.50	x 0.00	0	0	0								0.50	
7	SSpB		1.10	0.15	1	1	2								1.25	
			8.58													8.55
Program Components				Factor												
Composition				1.67	2.75	2.50	1.25					2.17				
Presentation				1.67	2.75	2.50	2.00					2.42				
Skating Skills				1.67	2.25	2.50	1.50					2.08				
Judges Total Program Component Score (factored)												11.13				
Deductions: Falls								-0.50 (1)								
								-0.50								


Rank	Name	Nation	Starting Number	Total Segment Score	Total Element Score	Total Program Component Score (factored)		Total Deductions								
9	Milana KANGAS	EST	12	19.04	8.74	10.30		0.00								
#	Executed Elements	Info	Base Value	GOE	J1	J2	J3	J4	J5	J6	J7	J8	J9	Ref.	Scores of Panel	
1	SSpB		1.10	-0.04	0	0	-1								1.06	
2	1Lz+1Lo		1.10	-0.10	-3	-2	0								1.00	
3	1F+1Lo		1.00	0.00	0	0	0								1.00	
4	ChSq1		3.00	0.17	1	0	0								3.17	
5	1F		0.50	x 0.00	0	0	0								0.50	
6	1Lz		0.60	x -0.12	-3	-3	0								0.48	
7	CCoSpB		1.70	-0.17	0	-1	-2								1.53	
			9.00													8.74
Program Components				Factor												
Composition				1.67	2.50	2.50	1.50					2.17				
Presentation				1.67	2.50	2.00	1.25					1.92				
Skating Skills				1.67	2.25	2.25	1.75					2.08				
Judges Total Program Component Score (factored)												10.30				
Deductions:								0.00								



Interclub Figure Skating Competition
Tallinn Trophy 2024

Tallinn / EST

02.11-03.11.2024




JUDGES DETAILS PER SKATER
CHICKS B GIRLS FREE SKATING

Rank	Name	Nation	Starting Number	Total Segment Score	Total Element Score	Total Program Component Score (factored)		Total Deductions								
10	Anita VELTRI	EST	1	18.77	7.78	10.99		0.00								
#	Executed Elements	Info	Base Value	GOE	J1	J2	J3	J4	J5	J6	J7	J8	J9	Ref.	Scores of Panel	
1	1F+1Lo		1.00	0.00	0	0	0								1.00	
2	SSpB		1.10	0.04	0	0	1								1.14	
3	1Lz		0.60	-0.10	-3	-2	0								0.50	
4	ChSq1		3.00	0.00	0	0	0								3.00	
5	1F		0.50	x -0.07	-2	-1	-1								0.43	
6	1Lz+1Lo		1.10	x -0.12	-3	-2	-1								0.98	
7	USpB		1.00	-0.27	-3	-2	-3								0.73	
			8.30													7.78
Program Components				Factor												
Composition				1.67	2.50	2.50	1.75					2.25				
Presentation				1.67	2.50	2.25	1.50					2.08				
Skating Skills				1.67	2.25	2.25	2.25					2.25				
Judges Total Program Component Score (factored)												10.99				
Deductions:																0.00

Rank	Name	Nation	Starting Number	Total Segment Score	Total Element Score	Total Program Component Score (factored)		Total Deductions								
11	Polina ALEKSEENKO	EST	15	18.13	8.61	10.02		-0.50								
#	Executed Elements	Info	Base Value	GOE	J1	J2	J3	J4	J5	J6	J7	J8	J9	Ref.	Scores of Panel	
1	1Lz		0.60	-0.02	0	0	-1								0.58	
2	CCoSpB		1.70	0.06	0	0	1								1.76	
3	1F+1Lo		1.00	x -0.02	0	0	-1								0.98	
4	ChSq1		3.00	-0.50	-1	-1	-1								2.50	
5	1Lz		0.60	x -0.02	0	0	-1								0.58	
6	1F+1Lo		1.00	x 0.00	0	0	0								1.00	
7	SSpB		1.10	0.11	1	1	1								1.21	
			9.00													8.61
Program Components				Factor												
Composition				1.67	2.75	2.25	1.00					2.00				
Presentation				1.67	2.50	2.25	1.50					2.08				
Skating Skills				1.67	2.00	2.25	1.50					1.92				
Judges Total Program Component Score (factored)												10.02				
Deductions:								Time violation								-0.50


Rank	Name	Nation	Starting Number	Total Segment Score	Total Element Score	Total Program Component Score (factored)		Total Deductions								
12	Mia MENING	EST	2	18.09	8.43	10.16		-0.50								
#	Executed Elements	Info	Base Value	GOE	J1	J2	J3	J4	J5	J6	J7	J8	J9	Ref.	Scores of Panel	
1	1F+1Lo		1.00	-0.02	-1	0	0								0.98	
2	SSpB		1.10	0.07	1	0	1								1.17	
3	1F+1Lo		1.00	x -0.02	-1	0	0								0.98	
4	ChSq1		3.00	0.00	0	0	0								3.00	
5	1Lz		0.60	x -0.08	-2	-2	0								0.52	
6	1Lz		0.60	x -0.10	-3	-2	0								0.50	
7	CCoSpBV		1.28	0.00	0	0	0								1.28	
			8.58													8.43
Program Components				Factor												
Composition				1.67	2.25	2.50	1.25					2.00				
Presentation				1.67	2.25	2.00	1.25					1.83				
Skating Skills				1.67	2.50	2.25	2.00					2.25				
Judges Total Program Component Score (factored)												10.16				
Deductions:								Falls								-0.50 (1)



Interclub Figure Skating Competition
Tallinn Trophy 2024

Tallinn / EST

02.11-03.11.2024




JUDGES DETAILS PER SKATER
CHICKS B GIRLS FREE SKATING

Rank	Name	Nation	Starting Number	Total Segment Score	Total Element Score	Total Program Component Score (factored)		Total Deductions								
13	Anna SKIDAN	EST	3	17.41	6.83	10.58		0.00								
#	Executed Elements	Info	Base Value	GOE	J1	J2	J3	J4	J5	J6	J7	J8	J9	Ref.	Scores of Panel	
1	SSp		0.00	0.00	-	-	-								0.00	
2	1F		0.50	-0.07	-2	-2	0								0.43	
3	ChSq1		3.00	0.00	0	0	0								3.00	
4	1Lz+1Lo		1.10	x -0.14	-4	-3	0								0.96	
5	1F		0.50	x -0.10	-3	-3	0								0.40	
6	1Lz+1Lo		1.10	x -0.16	-4	-3	-1								0.94	
7	CSpB		1.10	0.00	0	0	0								1.10	
			7.30													6.83
Program Components				Factor												
Composition				1.67	2.50	2.25	1.75									2.17
Presentation				1.67	2.25	2.50	1.75									2.17
Skating Skills				1.67	2.00	2.00	2.00									2.00
Judges Total Program Component Score (factored)												10.58				
Deductions:																0.00

Rank	Name	Nation	Starting Number	Total Segment Score	Total Element Score	Total Program Component Score (factored)		Total Deductions								
14	Darja SERGEJEVA	EST	7	16.82	6.80	10.02		0.00								
#	Executed Elements	Info	Base Value	GOE	J1	J2	J3	J4	J5	J6	J7	J8	J9	Ref.	Scores of Panel	
1	1F+1Lo		1.00	-0.18	-4	-4	-3								0.82	
2	1Lz		0.60	-0.12	-2	-3	-1								0.48	
3	CCoSpBV		1.28	-0.21	0	-1	-4								1.07	
4	ChSq1		3.00	-0.50	-1	-1	-1								2.50	
5	SSpB		1.10	0.07	1	0	1								1.17	
6	1Lo+1Lo*	*	0.50	x -0.18	-4	-4	-3								0.32	
7	1Lz		0.60	x -0.16	-4	-4	0								0.44	
			8.08													6.80
Program Components				Factor												
Composition				1.67	2.25	2.50	1.25									2.00
Presentation				1.67	2.25	2.25	1.50									2.00
Skating Skills				1.67	2.00	2.25	1.75									2.00
Judges Total Program Component Score (factored)												10.02				
Deductions:																0.00


Rank	Name	Nation	Starting Number	Total Segment Score	Total Element Score	Total Program Component Score (factored)		Total Deductions								
15	Ellinor SIIRAK	EST	10	16.72	7.33	9.89		-0.50								
#	Executed Elements	Info	Base Value	GOE	J1	J2	J3	J4	J5	J6	J7	J8	J9	Ref.	Scores of Panel	
1	1F+1Lo<<	<<	0.50	-0.22	-4	-4	-5								0.28	
2	1Lze	F e	0.48	-0.24	-5	-5	-5								0.24	
3	SSpB		1.10	0.11	1	1	1								1.21	
4	1F+1Lo		1.00	x -0.02	0	0	-1								0.98	
5	ChSq1		3.00	0.17	1	0	0								3.17	
6	1Lze	e	0.48	x -0.13	-2	-2	-4								0.35	
7	USpB		1.00	0.10	1	1	1								1.10	
			7.56													7.33
Program Components				Factor												
Composition				1.67	2.50	2.25	1.25									2.00
Presentation				1.67	2.25	2.00	1.50									1.92
Skating Skills				1.67	2.25	2.00	1.75									2.00
Judges Total Program Component Score (factored)												9.89				
Deductions:			Falls	-0.50	(1)									-0.50		



Interclub Figure Skating Competition
Tallinn Trophy 2024

Tallinn / EST

02.11-03.11.2024



JUDGES DETAILS PER SKATER
CHICKS B GIRLS FREE SKATING

Rank	Name	Nation	Starting Number	Total Segment Score	Total Element Score	Total Program Component Score (factored)				Total Deductions					
16	Alisa VINOGRADOVA	EST	8	11.85	5.42	7.93				-1.50					
#	Executed Elements	Info	Base Value	GOE	J1	J2	J3	J4	J5	J6	J7	J8	J9	Ref.	Scores of Panel
1	1S+1Lo		0.90	-0.10	-3	-2	-1								0.80
2	1F	F	0.50	-0.25	-5	-5	-5								0.25
3	SSp		0.00	0.00	-	-	-								0.00
4	ChSq1		3.00	0.00	0	0	0								3.00
5	1F		0.50	x -0.03	0	-1	-1								0.47
6	1S+1Lo		0.90	x 0.00	0	0	0								0.90
7	SSpB*	*	0.00	0.00	-	-	-								0.00
			5.80												5.42
Program Components				Factor											
Composition				1.67	1.75	2.00	1.00					1.58			
Presentation				1.67	1.50	1.75	1.00					1.42			
Skating Skills				1.67	1.75	1.75	1.75					1.75			
Judges Total Program Component Score (factored)															7.93
Deductions:			Falls	-1.50 (3)										-1.50	

Legend:							
#	Sequence number	GOE	Grade of Execution	Jx	Judges (x=1-9)	Ref.	Referee
*	Invalid element	e	Wrong edge	<<	Downgraded jump		
x	Credit for highlight distribution, base value multiplied by 1.1			F	Fall		

printed: 03.11.2024 11:40

Page 6 / 6

Official Partners

