



Interclub Figure Skating Competition  
Tallinn Trophy 2024

Tallinn / EST

02.11-03.11.2024




JUDGES DETAILS PER SKATER  
CUBS A GIRLS FREE SKATING

| Rank   | Name               | Nation | Starting Number | Total Segment Score | Total Element Score | Total Program Component Score (factored) | Total Deductions |    |    |    |    |    |    |      |                 |
|--|--------------------|--------|-----------------|---------------------|---------------------|--|------------------|----|----|----|----|----|----|------|-----------------|
| 1  | Amelina IVANNIKOVA | EST    | 4               | 38.54               | 18.92               | 19.62                                    | 0.00             |    |    |    |    |    |    |      |                 |
| #  | Executed Elements  | Info   | Base Value      | GOE                 | J1                  | J2                                       | J3               | J4 | J5 | J6 | J7 | J8 | J9 | Ref. | Scores of Panel |
| 1  | 2A<<               | <<     | 1.10            | -0.33               | -3                  | -3                                       | -3               |    |    |    |    |    |    |      | 0.77            |
| 2  | 2Lz+2Lo            |        | 3.80            | -0.28               | -1                  | -2                                       | -1               |    |    |    |    |    |    |      | 3.52            |
| 3  | CCoSp2             |        | 2.50            | 0.75                | 3                   | 3  | 3                |    |    |    |    |    |    |      | 3.25            |
| 4  | 2Lz                |        | 2.10            | x -0.21             | -1                  | -1                                       | -1               |    |    |    |    |    |    |      | 1.89            |
| 5  | 2F+2Lo             |        | 3.50            | x -0.06             | 0                   | -1                                       | 0                |    |    |    |    |    |    |      | 3.44            |
| 6  | StSq2              |        | 2.60            | 0.61                | 3                   | 2  | 2                |    |    |    |    |    |    |      | 3.21            |
| 7  | CSSp2              |        | 2.30            | 0.54                | 3                   | 1  | 3                |    |    |    |    |    |    |      | 2.84            |
|  |                    |        | <b>17.90</b>    |                     |                     |  |                  |    |    |    |    |    |    |      | <b>18.92</b>    |
| <b>Program Components</b>                              |                    |        | <b>Factor</b>   |                     |                     |  |                  |    |    |    |    |    |    |      |                 |
|  | Composition        |        |                 | 1.67                | 4.00                | 3.75                                     | 4.50             |    |    |    |    |    |    |      | 4.08            |
|  | Presentation       |        |                 | 1.67                | 3.75                | 3.75                                     | 4.25             |    |    |    |    |    |    |      | 3.92            |
|  | Skating Skills     |        |                 | 1.67                | 3.50                | 3.50                                     | 4.25             |    |    |    |    |    |    |      | 3.75            |
| <b>Judges Total Program Component Score (factored)</b> |                    |        |                 |                     |                     |  |                  |    |    |    |    |    |    |      | <b>19.62</b>    |
| <b>Deductions:</b>                                     |                    |        |                 |                     |                     |  |                  |    |    |    |    |    |    |      | <b>0.00</b>     |

| Rank   | Name              | Nation | Starting Number | Total Segment Score | Total Element Score | Total Program Component Score (factored) | Total Deductions |    |    |    |    |    |    |      |                 |
|--|-------------------|--------|-----------------|---------------------|---------------------|--|------------------|----|----|----|----|----|----|------|-----------------|
| 2  | Eva SHARIGINA     | LAT    | 2               | 38.10               | 17.66               | 20.44                                    | 0.00             |    |    |    |    |    |    |      |                 |
| #  | Executed Elements | Info   | Base Value      | GOE                 | J1                  | J2                                       | J3               | J4 | J5 | J6 | J7 | J8 | J9 | Ref. | Scores of Panel |
| 1  | 2S+2Lo            |        | 3.00            | 0.06                | 1                   | 0  | 0                |    |    |    |    |    |    |      | 3.06            |
| 2  | 2Lz+1A+SEQ        |        | 3.20            | 0.00                | 0                   | 0  | 0                |    |    |    |    |    |    |      | 3.20            |
| 3  | 2A<<              | <<     | 1.10            | -0.33               | -3                  | -3                                       | -3               |    |    |    |    |    |    |      | 0.77            |
| 4  | CSSp2             |        | 2.30            | 0.54                | 3                   | 2  | 2                |    |    |    |    |    |    |      | 2.84            |
| 5  | 2Lz               |        | 2.10            | x 0.14              | 1                   | 1  | 0                |    |    |    |    |    |    |      | 2.24            |
| 6  | CCoSp2            |        | 2.50            | 0.83                | 4                   | 3  | 3                |    |    |    |    |    |    |      | 3.33            |
| 7  | StSq1             |        | 1.80            | 0.42                | 3                   | 2  | 2                |    |    |    |    |    |    |      | 2.22            |
|  |                   |        | <b>16.00</b>    |                     |                     |  |                  |    |    |    |    |    |    |      | <b>17.66</b>    |
| <b>Program Components</b>                              |                   |        | <b>Factor</b>   |                     |                     |  |                  |    |    |    |    |    |    |      |                 |
|  | Composition       |        |                 | 1.67                | 4.25                | 3.75                                     | 4.25             |    |    |    |    |    |    |      | 4.08            |
|  | Presentation      |        |                 | 1.67                | 4.50                | 4.25                                     | 4.25             |    |    |    |    |    |    |      | 4.33            |
|  | Skating Skills    |        |                 | 1.67                | 3.75                | 3.75                                     | 4.00             |    |    |    |    |    |    |      | 3.83            |
| <b>Judges Total Program Component Score (factored)</b> |                   |        |                 |                     |                     |  |                  |    |    |    |    |    |    |      | <b>20.44</b>    |
| <b>Deductions:</b>                                     |                   |        |                 |                     |                     |  |                  |    |    |    |    |    |    |      | <b>0.00</b>     |

| Rank   | Name              | Nation | Starting Number | Total Segment Score | Total Element Score | Total Program Component Score (factored) | Total Deductions |    |    |    |    |    |    |      |                 |
|--|-------------------|--------|-----------------|---------------------|---------------------|--|------------------|----|----|----|----|----|----|------|-----------------|
| 3  | Milana MOISSEJEVA | EST    | 10              | 34.21               | 16.54               | 17.67                                    | 0.00             |    |    |    |    |    |    |      |                 |
| #  | Executed Elements | Info   | Base Value      | GOE                 | J1                  | J2                                       | J3               | J4 | J5 | J6 | J7 | J8 | J9 | Ref. | Scores of Panel |
| 1  | 1A+2T             |        | 2.40            | 0.09                | 0                   | 1  | 1                |    |    |    |    |    |    |      | 2.49            |
| 2  | 2Lz               |        | 2.10            | -0.21               | -1                  | -1                                       | -1               |    |    |    |    |    |    |      | 1.89            |
| 3  | 2F+1A+SEQ         |        | 2.90            | 0.06                | 0                   | 0  | 1                |    |    |    |    |    |    |      | 2.96            |
| 4  | CSSp2             |        | 2.30            | -0.15               | -1                  | -1                                       | 0                |    |    |    |    |    |    |      | 2.15            |
| 5  | 2Lz               |        | 2.10            | x 0.00              | 0                   | 0  | 0                |    |    |    |    |    |    |      | 2.10            |
| 6  | StSq2             |        | 2.60            | 0.35                | 2                   | 1  | 1                |    |    |    |    |    |    |      | 2.95            |
| 7  | CCoSp2            |        | 2.50            | -0.50               | -1                  | -3                                       | -2               |    |    |    |    |    |    |      | 2.00            |
|  |                   |        | <b>16.90</b>    |                     |                     |  |                  |    |    |    |    |    |    |      | <b>16.54</b>    |
| <b>Program Components</b>                              |                   |        | <b>Factor</b>   |                     |                     |  |                  |    |    |    |    |    |    |      |                 |
|  | Composition       |        |                 | 1.67                | 4.00                | 3.25                                     | 3.75             |    |    |    |    |    |    |      | 3.67            |
|  | Presentation      |        |                 | 1.67                | 4.00                | 3.00                                     | 3.75             |    |    |    |    |    |    |      | 3.58            |
|  | Skating Skills    |        |                 | 1.67                | 3.50                | 3.25                                     | 3.25             |    |    |    |    |    |    |      | 3.33            |
| <b>Judges Total Program Component Score (factored)</b> |                   |        |                 |                     |                     |  |                  |    |    |    |    |    |    |      | <b>17.67</b>    |
| <b>Deductions:</b>                                     |                   |        |                 |                     |                     |  |                  |    |    |    |    |    |    |      | <b>0.00</b>     |



Interclub Figure Skating Competition  
Tallinn Trophy 2024

Tallinn / EST

02.11-03.11.2024




JUDGES DETAILS PER SKATER  
CUBS A GIRLS FREE SKATING

| Rank   | Name              | Nation | Starting Number | Total Segment Score | Total Element Score | Total Program Component Score (factored) | Total Deductions |    |    |    |    |    |              |      |                 |  |
|--|-------------------|--------|-----------------|---------------------|---------------------|--|------------------|----|----|----|----|----|--------------|------|-----------------|--|
| 4  | Jelena TAMMI      | EST    | 9               | 33.44               | 17.52               | 16.42                                    | -0.50            |    |    |    |    |    |              |      |                 |  |
| #  | Executed Elements | Info   | Base Value      | GOE                 | J1                  | J2                                       | J3               | J4 | J5 | J6 | J7 | J8 | J9           | Ref. | Scores of Panel |  |
| 1  | 2Lz+2Lo<          | <      | 3.46            | -0.42               | -2                  | -2                                       | -2               |    |    |    |    |    |              |      | 3.04            |  |
| 2  | 2F                |        | 1.80            | 0.00                | 0                   | 0  | 0                |    |    |    |    |    |              |      | 1.80            |  |
| 3  | CCoSp2            |        | 2.50            | 0.42                | 2                   | 2  | 1                |    |    |    |    |    |              |      | 2.92            |  |
| 4  | 2Lz+1A+SEQ        |        | 3.20            | x 0.07              | 0                   | 0  | 1                |    |    |    |    |    |              |      | 3.27            |  |
| 5  | FCSp2             |        | 2.30            | 0.23                | 1                   | 1  | 1                |    |    |    |    |    |              |      | 2.53            |  |
| 6  | 2F                |        | 1.80            | x 0.18              | 1                   | 1  | 1                |    |    |    |    |    |              |      | 1.98            |  |
| 7  | StSq1             |        | 1.80            | 0.18                | 1                   | 1  | 1                |    |    |    |    |    |              |      | 1.98            |  |
|  |                   |        | <b>16.86</b>    |                     |                     |  |                  |    |    |    |    |    |              |      | <b>17.52</b>    |  |
| <b>Program Components</b>                              |                   |        | <b>Factor</b>   |                     |                     |  |                  |    |    |    |    |    |              |      |                 |  |
| Composition  |                   |        | 1.67            | 3.25                | 3.25                | 3.50                                     |                  |    |    |    |    |    |              |      |                 |  |
| Presentation   |                   |        | 1.67            | 3.25                | 3.50                | 3.00                                     |                  |    |    |    |    |    |              |      |                 |  |
| Skating Skills   |                   |        | 1.67            | 3.00                | 3.25                | 3.50                                     |                  |    |    |    |    |    |              |      |                 |  |
| <b>Judges Total Program Component Score (factored)</b> |                   |        |                 |                     |                     |  |                  |    |    |    |    |    | <b>16.42</b> |      |                 |  |
| <b>Deductions:</b>                                     |                   |        |                 |                     |                     |  |                  |    |    |    |    |    | <b>-0.50</b> |      |                 |  |
| Time violation   |                   |        |                 |                     |                     |  |                  |    |    |    |    |    | -0.50        |      |                 |  |

| Rank   | Name              | Nation | Starting Number | Total Segment Score | Total Element Score | Total Program Component Score (factored) | Total Deductions |    |    |    |    |    |              |      |                 |  |
|--|-------------------|--------|-----------------|---------------------|---------------------|--|------------------|----|----|----|----|----|--------------|------|-----------------|--|
| 5  | Dominica JÓGISTE  | EST    | 1               | 32.04               | 15.46               | 16.58                                    | 0.00             |    |    |    |    |    |              |      |                 |  |
| #  | Executed Elements | Info   | Base Value      | GOE                 | J1                  | J2                                       | J3               | J4 | J5 | J6 | J7 | J8 | J9           | Ref. | Scores of Panel |  |
| 1  | 2Flq+1A+SEQ       | !!q    | 2.90            | -0.54               | -3                  | -3                                       | -3               |    |    |    |    |    |              |      | 2.36            |  |
| 2  | 2Lz+2Lo           |        | 3.80            | -0.07               | 0                   | -1                                       | 0                |    |    |    |    |    |              |      | 3.73            |  |
| 3  | CCoSp2            |        | 2.50            | 0.25                | 1                   | 1  | 1                |    |    |    |    |    |              |      | 2.75            |  |
| 4  | 2Flq              | !!q    | 1.80            | x -0.60             | -3                  | -3                                       | -4               |    |    |    |    |    |              |      | 1.20            |  |
| 5  | 2Lz               |        | 2.10            | x 0.00              | 0                   | 0  | 0                |    |    |    |    |    |              |      | 2.10            |  |
| 6  | StSq1             |        | 1.80            | 0.18                | 1                   | 1  | 1                |    |    |    |    |    |              |      | 1.98            |  |
| 7  | CSSp1V            |        | 1.43            | -0.09               | -1                  | -1                                       | 0                |    |    |    |    |    |              |      | 1.34            |  |
|  |                   |        | <b>16.33</b>    |                     |                     |  |                  |    |    |    |    |    |              |      | <b>15.46</b>    |  |
| <b>Program Components</b>                              |                   |        | <b>Factor</b>   |                     |                     |  |                  |    |    |    |    |    |              |      |                 |  |
| Composition  |                   |        | 1.67            | 3.50                | 3.50                | 3.50                                     |                  |    |    |    |    |    |              |      |                 |  |
| Presentation   |                   |        | 1.67            | 3.25                | 3.50                | 3.75                                     |                  |    |    |    |    |    |              |      |                 |  |
| Skating Skills   |                   |        | 1.67            | 2.75                | 3.25                | 2.75                                     |                  |    |    |    |    |    |              |      |                 |  |
| <b>Judges Total Program Component Score (factored)</b> |                   |        |                 |                     |                     |  |                  |    |    |    |    |    | <b>16.58</b> |      |                 |  |
| <b>Deductions:</b>                                     |                   |        |                 |                     |                     |  |                  |    |    |    |    |    | <b>0.00</b>  |      |                 |  |

| Rank   | Name              | Nation | Starting Number | Total Segment Score | Total Element Score | Total Program Component Score (factored) | Total Deductions |    |    |    |    |    |              |      |                 |  |
|--|-------------------|--------|-----------------|---------------------|---------------------|--|------------------|----|----|----|----|----|--------------|------|-----------------|--|
| 6  | Gloria BAN        | EST    | 5               | 31.40               | 16.23               | 15.17                                    | 0.00             |    |    |    |    |    |              |      |                 |  |
| #  | Executed Elements | Info   | Base Value      | GOE                 | J1                  | J2                                       | J3               | J4 | J5 | J6 | J7 | J8 | J9           | Ref. | Scores of Panel |  |
| 1  | 2Lz+2T            |        | 3.40            | -0.07               | 0                   | 0  | -1               |    |    |    |    |    |              |      | 3.33            |  |
| 2  | 2F!               | !      | 1.80            | -0.72               | -4                  | -4                                       | -4               |    |    |    |    |    |              |      | 1.08            |  |
| 3  | CSSp1             |        | 1.90            | 0.06                | 1                   | 0  | 0                |    |    |    |    |    |              |      | 1.96            |  |
| 4  | 2Lz+1A+SEQ        |        | 3.20            | 0.14                | 1                   | 1  | 0                |    |    |    |    |    |              |      | 3.34            |  |
| 5  | 2F!               | !      | 1.80            | -0.24               | -2                  | 0  | -2               |    |    |    |    |    |              |      | 1.56            |  |
| 6  | StSq2             |        | 2.60            | 0.09                | 1                   | 0  | 0                |    |    |    |    |    |              |      | 2.69            |  |
| 7  | CCoSp1            |        | 2.00            | 0.27                | 2                   | 1  | 1                |    |    |    |    |    |              |      | 2.27            |  |
|  |                   |        | <b>16.70</b>    |                     |                     |  |                  |    |    |    |    |    |              |      | <b>16.23</b>    |  |
| <b>Program Components</b>                              |                   |        | <b>Factor</b>   |                     |                     |  |                  |    |    |    |    |    |              |      |                 |  |
| Composition  |                   |        | 1.67            | 3.25                | 3.00                | 2.75                                     |                  |    |    |    |    |    |              |      |                 |  |
| Presentation   |                   |        | 1.67            | 3.00                | 3.00                | 2.50                                     |                  |    |    |    |    |    |              |      |                 |  |
| Skating Skills   |                   |        | 1.67            | 3.25                | 3.25                | 3.25                                     |                  |    |    |    |    |    |              |      |                 |  |
| <b>Judges Total Program Component Score (factored)</b> |                   |        |                 |                     |                     |  |                  |    |    |    |    |    | <b>15.17</b> |      |                 |  |
| <b>Deductions:</b>                                     |                   |        |                 |                     |                     |  |                  |    |    |    |    |    | <b>0.00</b>  |      |                 |  |



Interclub Figure Skating Competition  
Tallinn Trophy 2024

Tallinn / EST

02.11-03.11.2024




JUDGES DETAILS PER SKATER  
CUBS A GIRLS FREE SKATING

| Rank   | Name              | Nation | Starting Number | Total Segment Score | Total Element Score | Total Program Component Score (factored) | Total Deductions |    |    |    |    |              |    |      |                 |      |
|--|-------------------|--------|-----------------|---------------------|---------------------|--|------------------|----|----|----|----|--------------|----|------|-----------------|------|
| 7  | Miia DANILOVA     | EST    | 11              | 30.96               | 15.67               | 15.29                                    | 0.00             |    |    |    |    |              |    |      |                 |      |
| #  | Executed Elements | Info   | Base Value      | GOE                 | J1                  | J2                                       | J3               | J4 | J5 | J6 | J7 | J8           | J9 | Ref. | Scores of Panel |      |
| 1  | 2Lz+2Lo           |        | 3.80            | -0.70               | -5                  | -3                                       | -2               |    |    |    |    |              |    |      | 3.10            |      |
| 2  | 2Fq+2Loq          | q q    | 3.50            | -0.72               | -4                  | -4                                       | -4               |    |    |    |    |              |    |      | 2.78            |      |
| 3  | CSSp2             |        | 2.30            | 0.08                | 1                   | 0  | 0                |    |    |    |    |              |    |      | 2.38            |      |
| 4  | 2Lz               |        | 2.10            | x -0.14             | -2                  | 0  | 0                |    |    |    |    |              |    |      | 1.96            |      |
| 5  | StSqB             |        | 1.50            | -0.05               | 0                   | -1                                       | 0                |    |    |    |    |              |    |      | 1.45            |      |
| 6  | 1A                |        | 1.10            | x 0.07              | 1                   | 1  | 0                |    |    |    |    |              |    |      | 1.17            |      |
| 7  | CCoSp2            |        | 2.50            | 0.33                | 2                   | 1  | 1                |    |    |    |    |              |    |      | 2.83            |      |
|  |                   |        | <b>16.80</b>    |                     |                     |  |                  |    |    |    |    |              |    |      | <b>15.67</b>    |      |
| <b>Program Components</b>                              |                   |        | <b>Factor</b>   |                     |                     |  |                  |    |    |    |    |              |    |      |                 |      |
| Composition  |                   |        | 1.67            | 3.50                | 3.25                | 2.50                                     |                  |    |    |    |    |              |    |      |                 | 3.08 |
| Presentation   |                   |        | 1.67            | 3.25                | 3.00                | 2.75                                     |                  |    |    |    |    |              |    |      |                 | 3.00 |
| Skating Skills   |                   |        | 1.67            | 3.50                | 3.00                | 2.75                                     |                  |    |    |    |    |              |    |      |                 | 3.08 |
| <b>Judges Total Program Component Score (factored)</b> |                   |        |                 |                     |                     |  |                  |    |    |    |    | <b>15.29</b> |    |      |                 |      |
| <b>Deductions:</b>                                     |                   |        |                 |                     |                     |  |                  |    |    |    |    | <b>0.00</b>  |    |      |                 |      |

| Rank   | Name                | Nation | Starting Number | Total Segment Score | Total Element Score | Total Program Component Score (factored) | Total Deductions |    |    |    |    |              |    |      |                 |              |
|--|---------------------|--------|-----------------|---------------------|---------------------|--|------------------|----|----|----|----|--------------|----|------|-----------------|--------------|
| 8  | Emilia ANDREJENKOVA | EST    | 13              | 30.55               | 16.02               | 15.03                                    | -0.50            |    |    |    |    |              |    |      |                 |              |
| #  | Executed Elements   | Info   | Base Value      | GOE                 | J1                  | J2                                       | J3               | J4 | J5 | J6 | J7 | J8           | J9 | Ref. | Scores of Panel |              |
| 1  | 2F+1A+SEQ           |        | 2.90            | 0.00                | 0                   | 0  | 0                |    |    |    |    |              |    |      | 2.90            |              |
| 2  | 2S+2Loq             | q      | 3.00            | -0.34               | -2                  | -2                                       | -2               |    |    |    |    |              |    |      | 2.66            |              |
| 3  | CSSp2               |        | 2.30            | 0.23                | 1                   | 1  | 1                |    |    |    |    |              |    |      | 2.53            |              |
| 4  | 2F<                 | <      | 1.44            | x -0.29             | -2                  | -2                                       | -2               |    |    |    |    |              |    |      | 1.15            |              |
| 5  | CCoSp2              |        | 2.50            | 0.00                | 1                   | -1                                       | 0                |    |    |    |    |              |    |      | 2.50            |              |
| 6  | 2Lo                 |        | 1.70            | x -0.11             | 0                   | -1                                       | -1               |    |    |    |    |              |    |      | 1.59            |              |
| 7  | StSq2               |        | 2.60            | 0.09                | 1                   | 0  | 0                |    |    |    |    |              |    |      | 2.69            |              |
|  |                     |        | <b>16.44</b>    |                     |                     |  |                  |    |    |    |    |              |    |      | <b>16.02</b>    |              |
| <b>Program Components</b>                              |                     |        | <b>Factor</b>   |                     |                     |  |                  |    |    |    |    |              |    |      |                 |              |
| Composition  |                     |        | 1.67            | 3.00                | 3.25                | 2.75                                     |                  |    |    |    |    |              |    |      |                 | 3.00         |
| Presentation   |                     |        | 1.67            | 3.25                | 3.00                | 2.75                                     |                  |    |    |    |    |              |    |      |                 | 3.00         |
| Skating Skills   |                     |        | 1.67            | 2.75                | 3.00                | 3.25                                     |                  |    |    |    |    |              |    |      |                 | 3.00         |
| <b>Judges Total Program Component Score (factored)</b> |                     |        |                 |                     |                     |  |                  |    |    |    |    | <b>15.03</b> |    |      |                 |              |
| <b>Deductions:</b>                                     |                     |        | Time violation  | -0.50               |                     |  |                  |    |    |    |    |              |    |      |                 | <b>-0.50</b> |


| Rank   | Name              | Nation | Starting Number | Total Segment Score | Total Element Score | Total Program Component Score (factored) | Total Deductions |    |    |    |    |              |    |      |                 |      |
|--|-------------------|--------|-----------------|---------------------|---------------------|--|------------------|----|----|----|----|--------------|----|------|-----------------|------|
| 9  | Mikaela MALYSHEVA | EST    | 7               | 29.98               | 13.69               | 16.29                                    | 0.00             |    |    |    |    |              |    |      |                 |      |
| #  | Executed Elements | Info   | Base Value      | GOE                 | J1                  | J2                                       | J3               | J4 | J5 | J6 | J7 | J8           | J9 | Ref. | Scores of Panel |      |
| 1  | 2S+1A+SEQ         |        | 2.40            | 0.04                | 1                   | 0  | 0                |    |    |    |    |              |    |      | 2.44            |      |
| 2  | 2Fq               | q      | 1.80            | -0.48               | -3                  | -2                                       | -3               |    |    |    |    |              |    |      | 1.32            |      |
| 3  | CCoSp2            |        | 2.50            | 0.50                | 2                   | 2  | 2                |    |    |    |    |              |    |      | 3.00            |      |
| 4  | 1A+1Lo            |        | 1.60            | x 0.04              | 1                   | 0  | 0                |    |    |    |    |              |    |      | 1.64            |      |
| 5  | StSq2             | F      | 2.60            | -1.13               | -4                  | -4                                       | -5               |    |    |    |    |              |    |      | 1.47            |      |
| 6  | 2Fq               | q      | 1.80            | x -0.36             | -2                  | -2                                       | -2               |    |    |    |    |              |    |      | 1.44            |      |
| 7  | CSSp2             |        | 2.30            | 0.08                | 0                   | 0  | 1                |    |    |    |    |              |    |      | 2.38            |      |
|  |                   |        | <b>15.00</b>    |                     |                     |  |                  |    |    |    |    |              |    |      | <b>13.69</b>    |      |
| <b>Program Components</b>                              |                   |        | <b>Factor</b>   |                     |                     |  |                  |    |    |    |    |              |    |      |                 |      |
| Composition  |                   |        | 1.67            | 3.25                | 3.50                | 3.25                                     |                  |    |    |    |    |              |    |      |                 | 3.33 |
| Presentation   |                   |        | 1.67            | 3.50                | 3.50                | 3.50                                     |                  |    |    |    |    |              |    |      |                 | 3.50 |
| Skating Skills   |                   |        | 1.67            | 3.00                | 3.00                | 2.75                                     |                  |    |    |    |    |              |    |      |                 | 2.92 |
| <b>Judges Total Program Component Score (factored)</b> |                   |        |                 |                     |                     |  |                  |    |    |    |    | <b>16.29</b> |    |      |                 |      |
| <b>Deductions:</b>                                     |                   |        |                 |                     |                     |  |                  |    |    |    |    | <b>0.00</b>  |    |      |                 |      |



Interclub Figure Skating Competition  
Tallinn Trophy 2024

Tallinn / EST

02.11-03.11.2024




JUDGES DETAILS PER SKATER  
CUBS A GIRLS FREE SKATING

| Rank   | Name               | Nation | Starting Number | Total Segment Score | Total Element Score | Total Program Component Score (factored) | Total Deductions |    |    |    |    |    |    |      |                 |      |              |
|--|--------------------|--------|-----------------|---------------------|---------------------|--|------------------|----|----|----|----|----|----|------|-----------------|------|--------------|
| 10   | Angelina SHUVALOVA | EST    | 12              | 25.99               | 13.34               | 13.65                                    | -1.00            |    |    |    |    |    |    |      |                 |      |              |
| #  | Executed Elements  | Info   | Base Value      | GOE                 | J1                  | J2                                       | J3               | J4 | J5 | J6 | J7 | J8 | J9 | Ref. | Scores of Panel |      |              |
| 1  | 2A<<               | <<     | 1.10            | -0.40               | -4                  | -4                                       | -3               |    |    |    |    |    |    |      | 0.70            |      |              |
| 2  | 2F+2T              |        | 3.10            | -0.06               | 0                   | -1                                       | 0                |    |    |    |    |    |    |      | 3.04            |      |              |
| 3  | FCSSp2             |        | 2.30            | 0.08                | 1                   | 0  | 0                |    |    |    |    |    |    |      | 2.38            |      |              |
| 4  | 2Lz                | F      | 2.10            | x -1.05             | -5                  | -5                                       | -5               |    |    |    |    |    |    |      | 1.05            |      |              |
| 5  | 2F+2T              |        | 3.10            | x 0.00              | 0                   | 0  | 0                |    |    |    |    |    |    |      | 3.10            |      |              |
| 6  | StSq1              | F      | 1.80            | -0.90               | -5                  | -5                                       | -5               |    |    |    |    |    |    |      | 0.90            |      |              |
| 7  | CCoSp2             |        | 2.50            | -0.33               | -2                  | -1                                       | -1               |    |    |    |    |    |    |      | 2.17            |      |              |
|  |                    |        | <b>16.00</b>    |                     |                     |  |                  |    |    |    |    |    |    |      | <b>13.34</b>    |      |              |
| <b>Program Components</b>                              |                    |        | <b>Factor</b>   |                     |                     |  |                  |    |    |    |    |    |    |      |                 |      |              |
| Composition  |                    |        | 1.67            | 2.75                | 3.00                | 2.50                                     |                  |    |    |    |    |    |    |      |                 | 2.75 |              |
| Presentation   |                    |        | 1.67            | 2.50                | 2.50                | 2.50                                     |                  |    |    |    |    |    |    |      |                 | 2.50 |              |
| Skating Skills   |                    |        | 1.67            | 3.00                | 2.75                | 3.00                                     |                  |    |    |    |    |    |    |      |                 | 2.92 |              |
| <b>Judges Total Program Component Score (factored)</b> |                    |        |                 |                     |                     |  |                  |    |    |    |    |    |    |      | <b>13.65</b>    |      |              |
| <b>Deductions:</b>                                     |                    |        | Time violation  | -0.50               | Falls               | -0.50                                    | (1)              |    |    |    |    |    |    |      |                 |      | <b>-1.00</b> |

| Rank   | Name              | Nation | Starting Number | Total Segment Score | Total Element Score | Total Program Component Score (factored) | Total Deductions |    |    |    |    |    |    |      |                 |             |
|--|-------------------|--------|-----------------|---------------------|---------------------|--|------------------|----|----|----|----|----|----|------|-----------------|-------------|
| 11   | Nika JAKOVLEVA    | EST    | 8               | 25.54               | 11.62               | 13.92                                    | 0.00             |    |    |    |    |    |    |      |                 |             |
| #  | Executed Elements | Info   | Base Value      | GOE                 | J1                  | J2                                       | J3               | J4 | J5 | J6 | J7 | J8 | J9 | Ref. | Scores of Panel |             |
| 1  | 2S+2T<            | F <    | 2.34            | -0.65               | -5                  | -5                                       | -5               |    |    |    |    |    |    |      | 1.69            |             |
| 2  | 1Lz               |        | 0.60            | -0.30               | -5                  | -5                                       | -5               |    |    |    |    |    |    |      | 0.30            |             |
| 3  | CSSp2             |        | 2.30            | 0.15                | 0                   | 1  | 1                |    |    |    |    |    |    |      | 2.45            |             |
| 4  | 2Lz+1A+SEQ        |        | 3.20            | x -0.28             | -2                  | -1                                       | -1               |    |    |    |    |    |    |      | 2.92            |             |
| 5  | StSq1             |        | 1.80            | -0.30               | -2                  | -1                                       | -2               |    |    |    |    |    |    |      | 1.50            |             |
| 6  | 2F!               | !      | 1.80            | x -0.24             | -2                  | -1                                       | -1               |    |    |    |    |    |    |      | 1.56            |             |
| 7  | CCoSp1V           |        | 1.50            | -0.30               | -2                  | -2                                       | -2               |    |    |    |    |    |    |      | 1.20            |             |
|  |                   |        | <b>13.54</b>    |                     |                     |  |                  |    |    |    |    |    |    |      | <b>11.62</b>    |             |
| <b>Program Components</b>                              |                   |        | <b>Factor</b>   |                     |                     |  |                  |    |    |    |    |    |    |      |                 |             |
| Composition  |                   |        | 1.67            | 2.75                | 3.25                | 2.50                                     |                  |    |    |    |    |    |    |      |                 | 2.83        |
| Presentation   |                   |        | 1.67            | 2.50                | 3.00                | 2.25                                     |                  |    |    |    |    |    |    |      |                 | 2.58        |
| Skating Skills   |                   |        | 1.67            | 2.75                | 3.00                | 3.00                                     |                  |    |    |    |    |    |    |      |                 | 2.92        |
| <b>Judges Total Program Component Score (factored)</b> |                   |        |                 |                     |                     |  |                  |    |    |    |    |    |    |      | <b>13.92</b>    |             |
| <b>Deductions:</b>                                     |                   |        |                 |                     |                     |  |                  |    |    |    |    |    |    |      |                 | <b>0.00</b> |


| Rank   | Name              | Nation | Starting Number | Total Segment Score | Total Element Score | Total Program Component Score (factored) | Total Deductions |    |    |    |    |    |    |      |                 |              |
|--|-------------------|--------|-----------------|---------------------|---------------------|--|------------------|----|----|----|----|----|----|------|-----------------|--------------|
| 12   | Alice SITNOVA     | LAT    | 3               | 23.59               | 9.06                | 15.03                                    | -0.50            |    |    |    |    |    |    |      |                 |              |
| #  | Executed Elements | Info   | Base Value      | GOE                 | J1                  | J2                                       | J3               | J4 | J5 | J6 | J7 | J8 | J9 | Ref. | Scores of Panel |              |
| 1  | 2Lz               | F      | 2.10            | -1.05               | -5                  | -5                                       | -5               |    |    |    |    |    |    |      | 1.05            |              |
| 2  | 2Lo               |        | 1.70            | 0.11                | 1                   | 0  | 1                |    |    |    |    |    |    |      | 1.81            |              |
| 3  | 2F!<              | F !<   | 1.44            | -0.72               | -5                  | -5                                       | -5               |    |    |    |    |    |    |      | 0.72            |              |
| 4  | CCoSp1V           |        | 1.50            | -0.10               | 0                   | -1                                       | -1               |    |    |    |    |    |    |      | 1.40            |              |
| 5  | 2Lz<*             | F <*   | 0.00            | x 0.00              | -                   | -  | -                |    |    |    |    |    |    |      | 0.00            |              |
| 6  | CSSp1             |        | 1.90            | 0.32                | 2                   | 1  | 2                |    |    |    |    |    |    |      | 2.22            |              |
| 7  | StSq1             |        | 1.80            | 0.06                | 1                   | 0  | 0                |    |    |    |    |    |    |      | 1.86            |              |
|  |                   |        | <b>10.44</b>    |                     |                     |  |                  |    |    |    |    |    |    |      | <b>9.06</b>     |              |
| <b>Program Components</b>                              |                   |        | <b>Factor</b>   |                     |                     |  |                  |    |    |    |    |    |    |      |                 |              |
| Composition  |                   |        | 1.67            | 3.00                | 3.00                | 3.00                                     |                  |    |    |    |    |    |    |      |                 | 3.00         |
| Presentation   |                   |        | 1.67            | 2.75                | 2.50                | 3.00                                     |                  |    |    |    |    |    |    |      |                 | 2.75         |
| Skating Skills   |                   |        | 1.67            | 3.00                | 3.25                | 3.50                                     |                  |    |    |    |    |    |    |      |                 | 3.25         |
| <b>Judges Total Program Component Score (factored)</b> |                   |        |                 |                     |                     |  |                  |    |    |    |    |    |    |      | <b>15.03</b>    |              |
| <b>Deductions:</b>                                     |                   |        | Time violation  | -0.50               |                     |  |                  |    |    |    |    |    |    |      |                 | <b>-0.50</b> |



Interclub Figure Skating Competition  
Tallinn Trophy 2024

Tallinn / EST

02.11-03.11.2024



JUDGES DETAILS PER SKATER  
CUBS A GIRLS FREE SKATING

| Rank   | Name              | Nation | Starting Number | Total Segment Score | Total Element Score | Total Program Component Score (factored) | Total Deductions |    |    |    |    |    |    |      |                 |      |
|--|-------------------|--------|-----------------|---------------------|---------------------|--|------------------|----|----|----|----|----|----|------|-----------------|------|
| 13   | Kristina BUTORINA | EST    | 6               | 23.50               | 10.92               | 13.08                                    | -0.50            |    |    |    |    |    |    |      |                 |      |
| #  | Executed Elements | Info   | Base Value      | GOE                 | J1                  | J2                                       | J3               | J4 | J5 | J6 | J7 | J8 | J9 | Ref. | Scores of Panel |      |
| 1  | 1Lz+1A+SEQ        |        | 1.70            | 0.04                | 1                   | 0  | 0                |    |    |    |    |    |    |      | 1.74            |      |
| 2  | 2S                |        | 1.30            | -0.48               | -4                  | -4                                       | -3               |    |    |    |    |    |    |      | 0.82            |      |
| 3  | 2S+2T<            | F <    | 2.34            | x -0.65             | -5                  | -5                                       | -5               |    |    |    |    |    |    |      | 1.69            |      |
| 4  | CSSp2             |        | 2.30            | -0.08               | 0                   | 0  | -1               |    |    |    |    |    |    |      | 2.22            |      |
| 5  | 2T                |        | 1.30            | x -0.52             | -4                  | -4                                       | -4               |    |    |    |    |    |    |      | 0.78            |      |
| 6  | StSq1             |        | 1.80            | -0.30               | -2                  | -2                                       | -1               |    |    |    |    |    |    |      | 1.50            |      |
| 7  | CCoSp2            |        | 2.50            | -0.33               | -2                  | -2                                       | 0                |    |    |    |    |    |    |      | 2.17            |      |
|  |                   |        | <b>13.24</b>    |                     |                     |  |                  |    |    |    |    |    |    |      | <b>10.92</b>    |      |
| Program Components                                     |                   |        | Factor          |                     |                     |  |                  |    |    |    |    |    |    |      |                 |      |
| Composition  |                   |        | 1.67            | 3.00                | 2.50                | 2.75                                     |                  |    |    |    |    |    |    |      |                 | 2.75 |
| Presentation   |                   |        | 1.67            | 2.75                | 2.25                | 2.50                                     |                  |    |    |    |    |    |    |      |                 | 2.50 |
| Skating Skills   |                   |        | 1.67            | 2.75                | 2.50                | 2.50                                     |                  |    |    |    |    |    |    |      |                 | 2.58 |
| <b>Judges Total Program Component Score (factored)</b> |                   |        |                 |                     |                     |  |                  |    |    |    |    |    |    |      | <b>13.08</b>    |      |
| <b>Deductions:</b>                                     |                   |        | Time violation  |                     |                     |  |                  |    |    |    |    |    |    |      | <b>-0.50</b>    |      |

| Legend: |   |     |                    |    |                 |      |         |
|---------|---|-----|--------------------|----|-----------------|------|---------|
| #       | Sequence number   | GOE | Grade of Execution | Jx | Judges (x=1-9)  | Ref. | Referee |
| *       | Invalid element   | <   | Under-rotated jump | << | Downgraded jump | F    | Fall    |
| x       | Credit for highlight distribution, base value multiplied by 1.1 |     |                    | !  | Not clear edge  |      |         |
| q       | Jump landed on the quarter                                      |     |                    |    |                 |      |         |

printed: 03.11.2024 18:50

Page 5 / 5

Official Partners

