

Interclub Figure Skating Competition
Tallinn Trophy 2024

Tallinn / EST

02.11-03.11.2024




JUDGES DETAILS PER SKATER
CUBS B GIRLS FREE SKATING

Rank	Name	Nation	Starting Number	Total Segment Score	Total Element Score	Total Program Component Score (factored)	Total Deductions									
1	Viktoria KUZMINA	EST	12	28.61	10.88	18.23	-0.50									
#	Executed Elements	Info	Base Value	GOE	J1	J2	J3	J4	J5	J6	J7	J8	J9	Ref.	Scores of Panel	
1	1A+1Lo		1.60	0.00	0	0	0								1.60	
2	2S<<	<<	0.40	-0.15	-5	-3	-3								0.25	
3	CSSp1		1.90	0.38	2	2	2								2.28	
4	2S<	F <	1.04	-0.52	-5	-5	-5								0.52	
5	StSq1		1.80	0.36	2	2	2								2.16	
6	1A+1Lo		1.60	x 0.00	0	0	0								1.60	
7	CCoSp1		2.00	0.47	3	2	2								2.47	
			10.34												10.88	
Program Components				Factor												
Composition				1.67	3.50	3.25	4.50									3.75
Presentation				1.67	3.75	3.50	4.75									4.00
Skating Skills				1.67	3.00	3.00	3.50									3.17
Judges Total Program Component Score (factored)												18.23				
Deductions:				Falls	-0.50 (1)											-0.50

Rank	Name	Nation	Starting Number	Total Segment Score	Total Element Score	Total Program Component Score (factored)	Total Deductions									
2	Greta DENISOVA	EST	15	27.87	12.01	15.86	0.00									
#	Executed Elements	Info	Base Value	GOE	J1	J2	J3	J4	J5	J6	J7	J8	J9	Ref.	Scores of Panel	
1	CSSp1		1.90	0.19	1	1	1								2.09	
2	2S		1.30	0.13	1	1	1								1.43	
3	1Lz!+1A+SEQ	!	1.70	-0.11	-2	0	-1								1.59	
4	2S		1.30	0.13	1	1	1								1.43	
5	1A+1Lo		1.60	x 0.00	0	0	0								1.60	
6	CCoSp1		2.00	0.27	1	1	2								2.27	
7	StSqB		1.50	0.10	1	0	1								1.60	
			11.30												12.01	
Program Components				Factor												
Composition				1.67	2.75	3.00	3.75									3.17
Presentation				1.67	2.75	3.25	3.25									3.08
Skating Skills				1.67	2.75	3.25	3.75									3.25
Judges Total Program Component Score (factored)												15.86				
Deductions:																0.00

Rank	Name	Nation	Starting Number	Total Segment Score	Total Element Score	Total Program Component Score (factored)	Total Deductions									
3	Amelija ALEKSEJEVA	EST	1	27.09	11.50	15.59	0.00									
#	Executed Elements	Info	Base Value	GOE	J1	J2	J3	J4	J5	J6	J7	J8	J9	Ref.	Scores of Panel	
1	1A+1Lo		1.60	0.11	1	1	1								1.71	
2	CSSp1		1.90	0.25	2	1	1								2.15	
3	2S		1.30	0.00	0	0	0								1.30	
4	CCoSp1		2.00	-0.07	0	-1	0								1.93	
5	2S		1.30	x -0.04	1	-1	-1								1.26	
6	StSqB		1.50	0.10	1	1	0								1.60	
7	1Lz+1A+SEQ		1.70	x -0.15	-1	-2	-1								1.55	
			11.30												11.50	
Program Components				Factor												
Composition				1.67	3.25	3.00	3.25									3.17
Presentation				1.67	3.00	3.25	3.25									3.17
Skating Skills				1.67	2.50	3.00	3.50									3.00
Judges Total Program Component Score (factored)												15.59				
Deductions:																0.00



Interclub Figure Skating Competition
Tallinn Trophy 2024

Tallinn / EST

02.11-03.11.2024




JUDGES DETAILS PER SKATER
CUBS B GIRLS FREE SKATING

Rank	Name	Nation	Starting Number	Total Segment Score	Total Element Score	Total Program Component Score (factored)	Total Deductions										
4	Alina LUKAUSHKINA	EST	4	24.71	11.08	13.63	0.00										
#	Executed Elements	Info	Base Value	GOE	J1	J2	J3	J4	J5	J6	J7	J8	J9	Ref.	Scores of Panel		
1	1A+1Lo		1.60	0.11	1	1	1								1.71		
2	2S		1.30	-0.22	-1	-2	-2								1.08		
3	CSSp1		1.90	0.19	1	1	1								2.09		
4	StSqB		1.50	-0.10	0	-1	-1								1.40		
5	1A+1Lo		1.60	x 0.00	0	0	0								1.60		
6	2S		1.30	x -0.17	-1	-1	-2								1.13		
7	CCoSp1		2.00	0.07	1	0	0								2.07		
			11.20												11.08		
Program Components			Factor														
Composition			1.67	3.00	2.75	2.50											
Presentation			1.67	2.50	2.75	3.25											
Skating Skills			1.67	2.75	2.50	2.50											
Judges Total Program Component Score (factored)													13.63				
Deductions:																	0.00

Rank	Name	Nation	Starting Number	Total Segment Score	Total Element Score	Total Program Component Score (factored)	Total Deductions										
5	Milana AAN	EST	13	24.36	10.30	14.06	0.00										
#	Executed Elements	Info	Base Value	GOE	J1	J2	J3	J4	J5	J6	J7	J8	J9	Ref.	Scores of Panel		
1	2S		1.30	-0.17	-1	-2	-1								1.13		
2	1A+1Lo		1.60	0.07	1	1	0								1.67		
3	CSSp1		1.90	0.19	1	1	1								2.09		
4	StSqB		1.50	-0.05	0	-1	0								1.45		
5	1A+1Lo		1.60	x 0.00	0	0	0								1.60		
6	2Sq	q	1.30	x -0.39	-3	-3	-3								0.91		
7	CCoSp1V		1.50	-0.05	0	-2	1								1.45		
			10.70												10.30		
Program Components			Factor														
Composition			1.67	2.50	2.50	3.25											
Presentation			1.67	2.75	2.75	3.25											
Skating Skills			1.67	2.50	2.75	3.00											
Judges Total Program Component Score (factored)													14.06				
Deductions:																	0.00

Rank	Name	Nation	Starting Number	Total Segment Score	Total Element Score	Total Program Component Score (factored)	Total Deductions										
6	Milena SEMJONOVA	EST	11	24.34	10.65	14.19	-0.50										
#	Executed Elements	Info	Base Value	GOE	J1	J2	J3	J4	J5	J6	J7	J8	J9	Ref.	Scores of Panel		
1	1Aq	q	1.10	-0.22	-2	-2	-2								0.88		
2	2S+1Lo		1.80	0.00	0	0	0								1.80		
3	CSSp1		1.90	0.19	1	1	1								2.09		
4	StSq1		1.80	0.12	1	1	0								1.92		
5	2S+1Lo		1.80	x -0.04	0	-1	0								1.76		
6	1Aq	F q	1.10	x -0.55	-5	-5	-5								0.55		
7	CCoSp1V		1.50	0.15	1	1	1								1.65		
			11.00												10.65		
Program Components			Factor														
Composition			1.67	2.50	3.00	3.50											
Presentation			1.67	2.50	2.75	3.00											
Skating Skills			1.67	2.50	3.00	2.75											
Judges Total Program Component Score (factored)													14.19				
Deductions:							Falls									-0.50 (1)	
																	-0.50



Interclub Figure Skating Competition
Tallinn Trophy 2024

Tallinn / EST

02.11-03.11.2024




JUDGES DETAILS PER SKATER
CUBS B GIRLS FREE SKATING

Rank	Name	Nation	Starting Number	Total Segment Score	Total Element Score	Total Program Component Score (factored)		Total Deductions								
7	Polina RJABOVA	EST	3	23.65	10.00	13.65		0.00								
#	Executed Elements	Info	Base Value	GOE	J1	J2	J3	J4	J5	J6	J7	J8	J9	Ref.	Scores of Panel	
1	1A+1Lo		1.60	0.04	1	0	0								1.64	
2	2S		1.30	-0.39	-3	-3	-3								0.91	
3	CCoSp1		2.00	-0.20	0	-1	-2								1.80	
4	2S<	<	1.04	x -0.45	-5	-4	-4								0.59	
5	1A+1Lo		1.60	x 0.00	0	0	0								1.60	
6	StSqB		1.50	0.00	0	0	0								1.50	
7	CSSp1		1.90	0.06	1	-1	1								1.96	
			10.94												10.00	
Program Components				Factor												
Composition				1.67	2.75	3.00	3.00					2.92				
Presentation				1.67	2.75	2.75	2.75					2.75				
Skating Skills				1.67	2.50	2.75	2.25					2.50				
Judges Total Program Component Score (factored)															13.65	
Deductions:																0.00

Rank	Name	Nation	Starting Number	Total Segment Score	Total Element Score	Total Program Component Score (factored)		Total Deductions								
8	Olivia SILINSKI	EST	8	22.23	8.01	14.22		0.00								
#	Executed Elements	Info	Base Value	GOE	J1	J2	J3	J4	J5	J6	J7	J8	J9	Ref.	Scores of Panel	
1	2Lo<+1A+SEQ	<	2.46	-0.50	-5	-3	-3								1.96	
2	2Lo<	<	1.36	-0.41	-3	-3	-3								0.95	
3	CCoSp1V		1.50	0.00	0	0	0								1.50	
4	1A+1Lo		1.60	x 0.00	0	0	0								1.60	
5	1F		0.50	x 0.00	0	0	0								0.50	
6	CSSp		0.00	0.00	-	-	-								0.00	
7	StSqB		1.50	0.00	0	0	0								1.50	
			8.92												8.01	
Program Components				Factor												
Composition				1.67	2.25	3.00	3.50					2.92				
Presentation				1.67	2.25	3.00	3.50					2.92				
Skating Skills				1.67	2.25	2.75	3.00					2.67				
Judges Total Program Component Score (factored)															14.22	
Deductions:																0.00


Rank	Name	Nation	Starting Number	Total Segment Score	Total Element Score	Total Program Component Score (factored)		Total Deductions								
9	Arina RUDCHUK	EST	2	19.85	8.04	12.81		-1.00								
#	Executed Elements	Info	Base Value	GOE	J1	J2	J3	J4	J5	J6	J7	J8	J9	Ref.	Scores of Panel	
1	1A		1.10	-0.15	0	-2	-2								0.95	
2	1Lz+1Lo		1.10	0.02	1	0	0								1.12	
3	CSSp1		1.90	0.25	1	2	1								2.15	
4	StSq		0.00	0.00	-	-	-								0.00	
5	1Lz+1Lo		1.10	x 0.02	1	0	0								1.12	
6	CCoSp1		2.00	0.20	1	1	1								2.20	
7	1F		0.50	x 0.00	0	0	0								0.50	
			7.70												8.04	
Program Components				Factor												
Composition				1.67	2.75	2.50	2.75					2.67				
Presentation				1.67	2.50	2.50	2.75					2.58				
Skating Skills				1.67	2.50	2.25	2.50					2.42				
Judges Total Program Component Score (factored)															12.81	
Deductions:								Time violation								-1.00



Interclub Figure Skating Competition
Tallinn Trophy 2024

Tallinn / EST

02.11-03.11.2024




JUDGES DETAILS PER SKATER
CUBS B GIRLS FREE SKATING

Rank	Name	Nation	Starting Number	Total Segment Score	Total Element Score	Total Program Component Score (factored)		Total Deductions								
10	Adelina MARTÖNOVA	EST	9	19.72	8.60	12.12		-1.00								
#	Executed Elements	Info	Base Value	GOE	J1	J2	J3	J4	J5	J6	J7	J8	J9	Ref.	Scores of Panel	
1	2Sq	F q	1.30	-0.65	-5	-5	-5								0.65	
2	2Sq+1Lo	q	1.80	-0.26	-2	-2	-2								1.54	
3	CCoSp1		2.00	-0.20	0	-1	-2								1.80	
4	1F+1A+SEQ		1.60	x -0.04	0	0	-1								1.56	
5	CSSp1	F	1.90	-0.95	-5	-5	-5								0.95	
6	StSq1		1.80	-0.36	-1	-2	-3								1.44	
7	1A		1.10	x -0.44	-4	-4	-4								0.66	
			11.50													8.60
Program Components				Factor												
Composition				1.67	2.50	2.75	2.25									2.50
Presentation				1.67	2.00	2.25	2.50									2.25
Skating Skills				1.67	2.25	2.75	2.50									2.50
Judges Total Program Component Score (factored)															12.12	
Deductions:			Falls	-1.00 (2)												-1.00

Rank	Name	Nation	Starting Number	Total Segment Score	Total Element Score	Total Program Component Score (factored)		Total Deductions									
11	Sofia JASTREBOVA	EST	6	19.63	10.12	11.01		-1.50									
#	Executed Elements	Info	Base Value	GOE	J1	J2	J3	J4	J5	J6	J7	J8	J9	Ref.	Scores of Panel		
1	1A+1Lo		1.60	0.00	0	0	0								1.60		
2	2Lo		1.70	x -0.17	-1	-1	-1								1.53		
3	2Lo		1.70	x -0.23	-1	-1	-2								1.47		
4	CSSp1		1.90	0.19	1	1	1								2.09		
5	StSqB	F	1.50	-0.75	-5	-5	-5								0.75		
6	1A+1Lo		1.60	x 0.00	0	0	0								1.60		
7	CCoSpB		1.70	-0.62	-3	-4	-4								1.08		
			11.70													10.12	
Program Components				Factor													
Composition				1.67	2.00	2.50	2.25									2.25	
Presentation				1.67	1.75	2.00	2.00									1.92	
Skating Skills				1.67	2.25	2.50	2.50									2.42	
Judges Total Program Component Score (factored)															11.01		
Deductions:			Time violation	-0.50				Falls	-1.00 (2)								-1.50


Rank	Name	Nation	Starting Number	Total Segment Score	Total Element Score	Total Program Component Score (factored)		Total Deductions								
12	Adelina KONSTANTINOVA	EST	14	18.85	6.96	12.39		-0.50								
#	Executed Elements	Info	Base Value	GOE	J1	J2	J3	J4	J5	J6	J7	J8	J9	Ref.	Scores of Panel	
1	1A<	<	0.88	-0.26	-3	-3	-3								0.62	
2	1F+1Lo		1.00	0.00	0	0	0								1.00	
3	CSSp1V		1.43	-0.09	-1	-1	0								1.34	
4	1Lz+1Lo		1.10	x -0.02	-1	0	0								1.08	
5	1A<	<	0.88	x -0.26	-4	-2	-3								0.62	
6	StSqB	F	1.50	-0.75	-5	-5	-5								0.75	
7	CCoSp1V		1.50	0.05	0	0	1								1.55	
8	USpB*	*	0.00	0.00	-	-	-								0.00	
			8.29													6.96
Program Components				Factor												
Composition				1.67	2.25	2.75	3.00									2.67
Presentation				1.67	2.00	2.50	2.50									2.33
Skating Skills				1.67	2.00	2.50	2.75									2.42
Judges Total Program Component Score (factored)															12.39	
Deductions:			Falls	-0.50 (1)												-0.50



Interclub Figure Skating Competition
Tallinn Trophy 2024

Tallinn / EST

02.11-03.11.2024





JUDGES DETAILS PER SKATER
CUBS B GIRLS FREE SKATING

Rank	Name	Nation	Starting Number	Total Segment Score	Total Element Score	Total Program Component Score (factored)				Total Deductions					
13	Elis STEINBERG	EST	5	18.41	7.14	11.27				0.00					
#	Executed Elements	Info	Base Value	GOE	J1	J2	J3	J4	J5	J6	J7	J8	J9	Ref.	Scores of Panel
1	2S<	<	1.04	-0.38	-3	-4	-4								0.66
2	CSSpBV		1.20	-0.24	-2	-1	-3								0.96
3	1A+1Lo		1.60	x -0.11	-1	-1	-1								1.49
4	1A+1Lo		1.60	x -0.07	0	0	-2								1.53
5	2S<	<	1.04	x -0.35	-3	-3	-4								0.69
6	CCoSpB		1.70	0.11	1	1	0								1.81
7	StSq		0.00	0.00	-	-	-								0.00
			8.18												7.14
Program Components				Factor											
Composition				1.67	2.25	2.25	2.50					2.33			
Presentation				1.67	2.00	2.00	2.50					2.17			
Skating Skills				1.67	2.25	2.25	2.25					2.25			
Judges Total Program Component Score (factored)												11.27			
Deductions:										0.00					

Rank	Name	Nation	Starting Number	Total Segment Score	Total Element Score	Total Program Component Score (factored)				Total Deductions					
14	Sofia VARIS	EST	10	17.65	6.37	11.28				0.00					
#	Executed Elements	Info	Base Value	GOE	J1	J2	J3	J4	J5	J6	J7	J8	J9	Ref.	Scores of Panel
1	1A		1.10	-0.37	-3	-4	-3								0.73
2	1Lz+1Lo		1.10	0.02	1	0	0								1.12
3	CoSpB		1.50	0.05	0	0	1								1.55
4	StSqB		1.50	-0.05	1	1	-3								1.45
5	1F		0.50	x 0.02	1	0	0								0.52
6	1Lz+1Lo		1.10	x -0.10	-1	-3	-1								1.00
7	SSp		0.00	0.00	-	-	-								0.00
			6.80												6.37
Program Components				Factor											
Composition				1.67	2.25	2.50	2.00					2.25			
Presentation				1.67	2.50	2.25	2.00					2.25			
Skating Skills				1.67	2.00	2.25	2.50					2.25			
Judges Total Program Component Score (factored)												11.28			
Deductions:										0.00					

Rank	Name	Nation	Starting Number	Total Segment Score	Total Element Score	Total Program Component Score (factored)				Total Deductions					
15	Anna ANDREJEVA	EST	7	14.99	6.06	10.43				-1.50					
#	Executed Elements	Info	Base Value	GOE	J1	J2	J3	J4	J5	J6	J7	J8	J9	Ref.	Scores of Panel
1	1Lz+1A+SEQ		1.70	-0.07	-1	0	-1								1.63
2	1A		1.10	-0.15	0	-2	-2								0.95
3	CSSp1		1.90	0.00	0	0	0								1.90
4	1F+1Lo		1.00	x 0.02	0	1	0								1.02
5	1Lz		0.60	x -0.04	-1	-1	0								0.56
6	Sp	Fx	0.00	0.00	-	-	-								0.00
7	StSq	F	0.00	0.00	-	-	-								0.00
			6.30												6.06
Program Components				Factor											
Composition				1.67	2.00	2.00	3.00					2.33			
Presentation				1.67	1.75	1.50	2.00					1.75			
Skating Skills				1.67	1.75	2.25	2.50					2.17			
Judges Total Program Component Score (factored)												10.43			
Deductions: Falls										-1.50 (3)					



JUDGES DETAILS PER SKATER
CUBS B GIRLS FREE SKATING

Legend:							
#	Sequence number	GOE	Grade of Execution	Jx	Judges (x=1-9)	Ref.	Referee
*	Invalid element	<	Under-rotated jump	<<	Downgraded jump	F	Fall
x	Credit for highlight distribution, base value multiplied by 1.1			!	Not clear edge		
Fx	Fall > 1	q	Jump landed on the quarter				