


Interclub Figure Skating Competition
Tallinn Trophy 2024

Tallinn / EST

02.11-03.11.2024




JUDGES DETAILS PER SKATER
PRE-YOUNG 2012-2013 GIRLS FREE SKATING

Rank	Name	Nation	Starting Number	Total Segment Score	Total Element Score	Total Program Component Score (factored)		Total Deductions							
1	Jelizaveta LOBACHEVA	EST	4	24.92	9.91	15.01		0.00							
#	Executed Elements	Info	Base Value	GOE	J1	J2	J3	J4	J5	J6	J7	J8	J9	Ref.	Scores of Panel
1	1F+1Lo		1.00	0.00	0	0	0								1.00
2	1Lz+1Lo		1.10	0.00	0	0	0								1.10
3	ChSq1		3.00	0.17	1	0	0								3.17
4	CSSpB		1.60	0.11	1	1	0								1.71
5	1F		0.50	x 0.02	1	0	0								0.52
6	CCoSpB		1.70	0.11	1	1	0								1.81
7	1Lz		0.60	x 0.00	0	0	0								0.60
			9.50												9.91
Program Components			Factor												
Composition			1.70	2.75	3.00	3.25					3.00				
Presentation			1.70	2.50	3.00	3.50					3.00				
Skating Skills			1.70	2.50	3.00	3.00					2.83				
Judges Total Program Component Score (factored)											15.01				
Deductions:								0.00							

Rank	Name	Nation	Starting Number	Total Segment Score	Total Element Score	Total Program Component Score (factored)		Total Deductions							
2	Mia LAANVEE	EST	1	21.96	7.79	14.17		0.00							
#	Executed Elements	Info	Base Value	GOE	J1	J2	J3	J4	J5	J6	J7	J8	J9	Ref.	Scores of Panel
1	1Lz		0.60	0.04	1	1	0								0.64
2	SSpB		1.10	-0.07	-1	-1	0								1.03
3	1Lz		0.60	0.02	0	1	0								0.62
4	1F+1Lo		1.00	x 0.00	0	0	0								1.00
5	ChSq1		3.00	0.50	1	1	1								3.50
6	1F+1Lo		1.00	x 0.00	0	0	0								1.00
7	CCoSp		0.00	0.00	-	-	-								0.00
			7.30												7.79
Program Components			Factor												
Composition			1.70	2.25	3.25	3.25					2.92				
Presentation			1.70	2.25	3.50	3.00					2.92				
Skating Skills			1.70	2.25	2.50	2.75					2.50				
Judges Total Program Component Score (factored)											14.17				
Deductions:								0.00							


Rank	Name	Nation	Starting Number	Total Segment Score	Total Element Score	Total Program Component Score (factored)		Total Deductions							
3	Elisabet ISRAEL	EST	3	19.88	7.41	12.47		0.00							
#	Executed Elements	Info	Base Value	GOE	J1	J2	J3	J4	J5	J6	J7	J8	J9	Ref.	Scores of Panel
1	1F+1Lo		1.00	0.00	0	0	0								1.00
2	CCoSp		0.00	0.00	-	-	-								0.00
3	ChSq1		3.00	0.17	1	0	0								3.17
4	1F+1Lo		1.00	x 0.00	0	0	0								1.00
5	SSpB		1.10	0.00	0	0	0								1.10
6	1Lz		0.60	x -0.06	-2	0	-1								0.54
7	1Lz		0.60	x 0.00	0	0	0								0.60
			7.30												7.41
Program Components			Factor												
Composition			1.70	2.25	2.50	2.75					2.50				
Presentation			1.70	2.25	2.75	2.75					2.58				
Skating Skills			1.70	2.25	2.00	2.50					2.25				
Judges Total Program Component Score (factored)											12.47				
Deductions:								0.00							



Interclub Figure Skating Competition
Tallinn Trophy 2024

Tallinn / EST

02.11-03.11.2024





JUDGES DETAILS PER SKATER
PRE-YOUNG 2012-2013 GIRLS FREE SKATING

Rank	Name	Nation	Starting Number	Total Segment Score	Total Element Score	Total Program Component Score (factored)			Total Deductions							
4	Loriin KÄHI	EST	5	18.45	7.74	11.21			-0.50							
#	Executed Elements	Info	Base Value	GOE	J1	J2	J3	J4	J5	J6	J7	J8	J9	Ref.	Scores of Panel	
1	1Lz	F	0.60	-0.30	-5	-5	-5								0.30	
2	1F+1Lo		1.00	-0.03	-2	0	0								0.97	
3	SSpB		1.10	-0.18	-4	-1	0								0.92	
4	1Lz+1Lo		1.10	x -0.08	-3	0	-1								1.02	
5	CCoSpB		1.70	-0.17	-2	0	-1								1.53	
6	ChSq1		3.00	-0.50	0	-2	-1								2.50	
7	1F		0.50	x 0.00	0	0	0								0.50	
			9.00												7.74	
Program Components			Factor													
Composition			1.70	2.00	2.00	2.75										2.25
Presentation			1.70	2.00	2.00	2.50										2.17
Skating Skills			1.70	2.00	2.25	2.25										2.17
Judges Total Program Component Score (factored)																11.21
Deductions:			Falls				-0.50 (1)								-0.50	

Rank	Name	Nation	Starting Number	Total Segment Score	Total Element Score	Total Program Component Score (factored)			Total Deductions							
5	Maria SHARASHKIN	EST	6	18.05	6.99	11.06			0.00							
#	Executed Elements	Info	Base Value	GOE	J1	J2	J3	J4	J5	J6	J7	J8	J9	Ref.	Scores of Panel	
1	1Lz		0.60	0.00	0	0	0								0.60	
2	1F+1Lo		1.00	-0.05	-2	-1	0								0.95	
3	SSpB		1.10	-0.07	-1	0	-1								1.03	
4	1Lz+1Lo		1.10	x -0.02	0	-1	0								1.08	
5	ChSq1		3.00	-0.17	0	-1	0								2.83	
6	1F		0.50	x 0.00	0	0	0								0.50	
7	CCoSp		0.00	0.00	-	-	-								0.00	
			7.30												6.99	
Program Components			Factor													
Composition			1.70	2.00	2.00	2.50										2.17
Presentation			1.70	2.25	2.25	2.25										2.25
Skating Skills			1.70	2.00	1.75	2.50										2.08
Judges Total Program Component Score (factored)																11.06
Deductions:			Costume/Prop violation				(1 of 3)								0.00	

Rank	Name	Nation	Starting Number	Total Segment Score	Total Element Score	Total Program Component Score (factored)			Total Deductions							
6	Polina STOHNII	EST	2	16.30	4.97	11.33			0.00							
#	Executed Elements	Info	Base Value	GOE	J1	J2	J3	J4	J5	J6	J7	J8	J9	Ref.	Scores of Panel	
1	1S+1T<<	<<	0.40	-0.16	-5	-4	-3								0.24	
2	ChSq1		3.00	0.00	0	0	0								3.00	
3	1Lo		0.50	0.00	0	0	0								0.50	
4	1F		0.50	x -0.05	-1	-1	-1								0.45	
5	USpB		1.00	-0.47	-5	-5	-4								0.53	
6	1Lo+1T<<	<<	0.50	x -0.25	-5	-5	-5								0.25	
			5.90												4.97	
Program Components			Factor													
Composition			1.70	2.00	2.50	2.75										2.42
Presentation			1.70	1.75	2.50	2.75										2.33
Skating Skills			1.70	1.50	2.00	2.25										1.92
Judges Total Program Component Score (factored)																11.33
Deductions:															0.00	



JUDGES DETAILS PER SKATER
PRE-YOUNG 2012-2013 GIRLS FREE SKATING

Legend:							
#	Sequence number	GOE	Grade of Execution	Jx	Judges (x=1-9)	Ref.	Referee
<<	Downgraded jump	x	Credit for highlight distribution, base value multiplied by 1.1			F	Fall