


Interclub Figure Skating Competition  
Tallinn Trophy 2024

Tallinn / EST

02.11-03.11.2024




JUDGES DETAILS PER SKATER  
PRE-YOUNG 2014 GIRLS FREE SKATING

Rank	Name	Nation	Starting Number	Total Segment Score	Total Element Score	Total Program Component Score (factored)	Total Deductions								
1	Viktoria GORODNICHENKO	EST	5	24.42	10.39	14.03	0.00								
#	Executed Elements	Info	Base Value	GOE	J1	J2	J3	J4	J5	J6	J7	J8	J9	Ref.	Scores of Panel
1	1Lz+1Lo		1.10	0.04	1	1	0								1.14
2	ChSq1		3.00	0.67	1	2	1								3.67
3	1F+1Lo		1.00	0.03	1	1	0								1.03
4	CCoSpB		1.70	0.11	1	1	0								1.81
5	1F		0.50	x 0.02	0	1	0								0.52
6	1Lz		0.60	x 0.02	0	1	0								0.62
7	CSSpB		1.60	0.00	0	0	0								1.60
			<b>9.50</b>												<b>10.39</b>
<b>Program Components</b>			<b>Factor</b>												
	Composition		1.70	2.50	3.25	2.75									2.83
	Presentation		1.70	2.25	3.25	2.75									2.75
	Skating Skills		1.70	2.50	3.00	2.50									2.67
<b>Judges Total Program Component Score (factored)</b>															<b>14.03</b>
<b>Deductions:</b>															<b>0.00</b>

Rank	Name	Nation	Starting Number	Total Segment Score	Total Element Score	Total Program Component Score (factored)	Total Deductions								
2	Elvira KROTOVA	EST	6	22.28	9.24	13.04	0.00								
#	Executed Elements	Info	Base Value	GOE	J1	J2	J3	J4	J5	J6	J7	J8	J9	Ref.	Scores of Panel
1	1Lz		0.60	-0.02	-1	0	0								0.58
2	1F+1Lo		1.00	0.00	0	0	0								1.00
3	1Lz		0.60	-0.04	-1	0	-1								0.56
4	CSSpB		1.60	-0.11	-2	0	0								1.49
5	ChSq1		3.00	0.33	0	1	1								3.33
6	1F+1Lo		1.00	x 0.00	0	0	0								1.00
7	CCoSpBV		1.28	0.00	1	0	-1								1.28
			<b>9.08</b>												<b>9.24</b>
<b>Program Components</b>			<b>Factor</b>												
	Composition		1.70	2.25	2.75	3.00									2.67
	Presentation		1.70	2.25	2.75	3.00									2.67
	Skating Skills		1.70	2.25	2.25	2.50									2.33
<b>Judges Total Program Component Score (factored)</b>															<b>13.04</b>
<b>Deductions:</b>															<b>0.00</b>


Rank	Name	Nation	Starting Number	Total Segment Score	Total Element Score	Total Program Component Score (factored)	Total Deductions									
3	Arina JERJOMINA	EST	4	21.95	9.41	13.04	-0.50									
#	Executed Elements	Info	Base Value	GOE	J1	J2	J3	J4	J5	J6	J7	J8	J9	Ref.	Scores of Panel	
1	1F+1Lo		1.00	0.03	0	1	1								1.03	
2	1Lz!	!	0.60	-0.02	-1	0	0								0.58	
3	ChSq1		3.00	0.50	1	1	1								3.50	
4	1Lz!	!	0.60	x -0.04	-1	0	-1								0.56	
5	CUSpB		1.50	0.00	0	0	0								1.50	
6	1F+1Lo		1.00	x 0.00	0	0	0								1.00	
7	CCoSpBV		1.28	-0.04	-1	0	0								1.24	
			<b>8.98</b>												<b>9.41</b>	
<b>Program Components</b>			<b>Factor</b>													
	Composition		1.70	2.50	2.75	2.75									2.67	
	Presentation		1.70	2.50	2.75	2.50									2.58	
	Skating Skills		1.70	2.25	2.50	2.50									2.42	
<b>Judges Total Program Component Score (factored)</b>															<b>13.04</b>	
<b>Deductions:</b>			Costume failure	-0.50												<b>-0.50</b>



Interclub Figure Skating Competition  
Tallinn Trophy 2024

Tallinn / EST

02.11-03.11.2024




**JUDGES DETAILS PER SKATER**  
**PRE-YOUNG 2014 GIRLS FREE SKATING**

Rank	Name	Nation	Starting Number	Total Segment Score	Total Element Score	Total Program Component Score (factored)		Total Deductions							
4	Darja BOJARTSUK	EST	2	18.95	6.90	12.05		0.00							
#	Executed Elements	Info	Base Value	GOE	J1	J2	J3	J4	J5	J6	J7	J8	J9	Ref.	Scores of Panel
1	1Lz!	!	0.60	-0.06	-1	-1	-1								0.54
2	1F+1Lo		1.00	0.02	0	1	0								1.02
3	CUSpB		1.50	-0.70	-5	-4	-5								0.80
4	1Lze	e	0.48	x -0.11	-3	-2	-2								0.37
5	ChSq1		3.00	0.17	1	0	0								3.17
6	1F+1Lo		1.00	x 0.00	0	0	0								1.00
7	CCoSp		0.00	0.00	-	-	-								0.00
			<b>7.58</b>												<b>6.90</b>
Program Components			Factor												
Composition			1.70	2.50	2.25	2.75									2.50
Presentation			1.70	2.25	2.00	2.25									2.17
Skating Skills			1.70	2.25	2.50	2.50									2.42
<b>Judges Total Program Component Score (factored)</b>														<b>12.05</b>	
<b>Deductions:</b>															<b>0.00</b>

Rank	Name	Nation	Starting Number	Total Segment Score	Total Element Score	Total Program Component Score (factored)		Total Deductions							
5	Mariia MAROCHEK	EST	3	18.26	5.93	12.33		0.00							
#	Executed Elements	Info	Base Value	GOE	J1	J2	J3	J4	J5	J6	J7	J8	J9	Ref.	Scores of Panel
1	1S+1T<<	<<	0.40	-0.15	-4	-3	-4								0.25
2	USpB		1.00	-0.23	-3	-3	-1								0.77
3	1S+1T<<	<<	0.40	-0.13	-4	-3	-3								0.27
4	1F		0.50	x -0.03	-1	-1	0								0.47
5	ChSq1		3.00	0.67	2	1	1								3.67
6	1F		0.50	x 0.00	0	0	0								0.50
			<b>5.80</b>												<b>5.93</b>
Program Components			Factor												
Composition			1.70	2.75	2.25	2.75									2.58
Presentation			1.70	2.50	2.50	2.50									2.50
Skating Skills			1.70	1.75	2.00	2.75									2.17
<b>Judges Total Program Component Score (factored)</b>														<b>12.33</b>	
<b>Deductions:</b>															<b>0.00</b>


Rank	Name	Nation	Starting Number	Total Segment Score	Total Element Score	Total Program Component Score (factored)		Total Deductions							
6	Elisabeth RAUD	EST	1	16.56	5.64	10.92		0.00							
#	Executed Elements	Info	Base Value	GOE	J1	J2	J3	J4	J5	J6	J7	J8	J9	Ref.	Scores of Panel
1	SSp		0.00	0.00	-	-	-								0.00
2	1F+1Lo		1.00	-0.05	-2	0	-1								0.95
3	1Lz		0.60	-0.08	-3	0	-1								0.52
4	ChSq1		3.00	-0.33	-1	-1	0								2.67
5	1F+1Lo		1.00	-0.02	0	0	-1								0.98
6	CCoSp		0.00	0.00	-	-	-								0.00
7	1Lz		0.60	x -0.08	-1	-1	-2								0.52
			<b>6.20</b>												<b>5.64</b>
Program Components			Factor												
Composition			1.70	2.25	2.00	2.50									2.25
Presentation			1.70	2.00	1.50	2.50									2.00
Skating Skills			1.70	1.75	2.00	2.75									2.17
<b>Judges Total Program Component Score (factored)</b>														<b>10.92</b>	
<b>Deductions:</b>															<b>0.00</b>



Interclub Figure Skating Competition  
Tallinn Trophy 2024

Tallinn / EST

02.11-03.11.2024



JUDGES DETAILS PER SKATER  
PRE-YOUNG 2014 GIRLS FREE SKATING

Rank	Name	Nation	Starting Number	Total Segment Score	Total Element Score	Total Program Component Score (factored)			Total Deductions						
7	Karoliina SMIRNOVA	EST	7	16.33	5.69	10.64			0.00						
#	Executed Elements	Info	Base Value	GOE	J1	J2	J3	J4	J5	J6	J7	J8	J9	Ref.	Scores of Panel
1	1S+1T		0.80	-0.01	0	0	-1								0.79
2	USpB		1.00	-0.27	-3	-4	-1								0.73
3	1S+1T		0.80	-0.01	0	0	-1								0.79
4	CoSp		0.00	0.00	-	-	-								0.00
5	1Lo		0.50	x -0.12	-3	-2	-2								0.38
6	1F		0.50	x 0.00	0	0	0								0.50
7	ChSq1		3.00	-0.50	-1	-1	-1								2.50
8	USpB*	*	0.00	0.00	-	-	-								0.00
			<b>6.60</b>												<b>5.69</b>
Program Components				Factor											
Composition				1.70	2.00	2.00	2.50					2.17			
Presentation				1.70	2.00	2.25	2.25					2.17			
Skating Skills				1.70	1.50	2.00	2.25					1.92			
<b>Judges Total Program Component Score (factored)</b>													<b>10.64</b>		
<b>Deductions:</b>															<b>0.00</b>

Legend:							
#	Sequence number	GOE	Grade of Execution	Jx	Judges (x=1-9)	Ref.	Referee
*	Invalid element	e	Wrong edge	<<	Downgraded jump		
x	Credit for highlight distribution, base value multiplied by 1.1			!	Not clear edge		

printed: 02.11.2024 11:08

Page 3 / 3

Official Partners

